



MEETING AGENDA

TIME/DATE: **12:30 p.m. / Monday, October 2, 2023**

LOCATION: **BOARD ROOM
County of Riverside Administrative Center
4080 Lemon Street, First Floor, Riverside**

BOARD OF DIRECTORS

Chair – Natasha Johnson

Vice Chair – Kevin Bash

Kevin Jeffries, County of Riverside, District 1
Karen Spiegel, County of Riverside, District 2
Chuck Washington, County of Riverside, District 3
V. Manuel Perez, County of Riverside, District 4
Yxstian Gutierrez, County of Riverside, District 5
Colleen Wallace / Sheri Flynn, City of Banning
Julio Martinez / Mike Lara, City of Beaumont
Jeff Cervantez / John Manly, City of Calimesa
Jennifer Dain / Dale Welty, City of Canyon Lake
Tony Daddario / Wes Speake, City of Corona
Jocelyn Yow / Todd Rigby, City of Eastvale
Joe Males / Linda Krupa, City of Hemet
Leslie Altamirano / Guillermo Silva, City of Jurupa Valley
Natasha Johnson / Bob Magee, City of Lake Elsinore
Lesa Sobek / Ricky Estrada, City of Menifee
David Marquez / Elena Baca-Santa Cruz, City of Moreno Valley
Lori Stone / Ron Holliday, City of Murrieta
Kevin Bash / Katherine Aleman, City of Norco
David Starr Rabb / Malcolm Corona, City of Perris
Patricia Lock Dawson / Steve Hemenway, City of Riverside
Crystal Ruiz / Phil Ayala, City of San Jacinto
James Stewart / Jessica Alexander, City of Temecula
Joseph Morabito / Ashlee DePhillippo, City of Wildomar



WESTERN RIVERSIDE COUNTY REGIONAL CONSERVATION AUTHORITY

www.wrc-rca.org

MEETING AGENDA*

****Actions may be taken on any item listed on the agenda***

12:30 p.m.

Monday, October 2, 2023

Board Room

**County of Riverside Administrative Center
4080 Lemon Street, First Floor, Riverside, CA**

In compliance with the Brown Act and Government Code Section 54957.5, agenda materials distributed 72 hours prior to the meeting, which are public records relating to open session agenda items, will be available for inspection by members of the public prior to the meeting on the RCA's website, www.wrc-rca.org.

In compliance with the Americans with Disabilities Act, Government Code Section 54954.2, Executive Order N-29-20, and the Federal Transit Administration Title VI, please contact the Clerk of the Board at (951) 787-7141 if special assistance is needed to participate in a Board meeting, including accessibility and translation services. Assistance is provided free of charge. Notification of at least 48 hours prior to the meeting time will assist staff in assuring reasonable arrangements can be made to provide assistance at the meeting.

1. CALL TO ORDER

2. ROLL CALL

3. PLEDGE OF ALLEGIANCE

4. PUBLIC COMMENTS – *Each individual speaker is limited to speak three (3) continuous minutes or less. The Board may, either at the direction of the Chair or by majority vote of the Board, waive this three-minute time limitation. Depending on the number of items on the agenda and the number of speakers, the Chair may, at his/her discretion, reduce the time of each speaker to two (2) continuous minutes. In addition, the maximum time for public comment for any individual item or topic is thirty (30) minutes. Also, the Board may terminate public comments if such comments become repetitious. Speakers may not yield their time to others without the consent of the Chair. Any written documents to be distributed or presented to the Board shall be submitted to the Clerk of the Board. This policy applies to Public Comments and comments on Agenda Items.*

Under the Brown Act, the Board should not take action on or discuss matters raised during public comment portion of the agenda that are not listed on the agenda. The Board Members may refer such matters to staff for factual information or to be placed on the subsequent agenda for consideration.

5. ADDITIONS / REVISIONS – *The Board may add an item to the agenda after making a finding that there is a need to take immediate action on the item and that the item came to the attention of the Board subsequent to the posting of the agenda. An action adding an item to the agenda requires 2/3 vote of the Board. If there are less than 2/3 of the Board Members present, adding an item to the agenda requires a unanimous vote. Added items will be placed for discussion at the end of the agenda.*

- 6. CONSENT CALENDAR** – *All matters on the Consent Calendar will be approved in a single motion unless a Board Member(s) requests separate action on specific item(s).*

6A. APPROVAL OF MINUTES – JULY 10, 2023

Page 1

6B. WESTERN RIVERSIDE COUNTY MULTIPLE SPECIES HABITAT CONSERVATION PLAN FEE COLLECTION REPORT FOR MAY 2023

Page 10

Overview

This item is for the Board of Directors to receive and file the Western Riverside County Multiple Species Habitat Conservation Plan (MSHCP) Fee Collection report for May 2023.

6C. WESTERN RIVERSIDE COUNTY MULTIPLE SPECIES HABITAT CONSERVATION PLAN FEE COLLECTION REPORT FOR JUNE 2023

Page 12

Overview

This item is for the Board of Directors to receive and file the Western Riverside County Multiple Species Habitat Conservation Plan (MSHCP) Fee Collection report for June 2023.

6D. WESTERN RIVERSIDE COUNTY MULTIPLE SPECIES HABITAT CONSERVATION PLAN FEE COLLECTION REPORT FOR JULY 2023

Page 14

Overview

This item is for the Board of Directors to receive and file the Western Riverside County Multiple Species Habitat Conservation Plan (MSHCP) Fee Collection report for July 2023.

6E. JOINT PROJECT REVIEW STATUS REPORT

Page 17

Overview

This item is for the Board of Directors to receive and file the Joint Project Review (JPR) monthly status report as of August 31, 2023.

6F. ACQUISITIONS STATUS REPORT

Page 20

Overview

This item is for the Board of Directors to receive and file the acquisition status report as of July 31, 2023.

6G. MONTHLY INVESTMENT REPORT FOR MAY 2023

Page 25

Overview

This item is for the Board of Directors to receive and file the Monthly Investment Report for the month ended May 30, 2023.

6H. MONTHLY INVESTMENT REPORT FOR JUNE 2023

Page 43

Overview

This item is for the Board of Directors to receive and file the Monthly Investment Report for the month ended June 30, 2023.

6I. MONTHLY INVESTMENT REPORT FOR JULY 2023

Page 61

Overview

This item is for the Board of Directors to receive and file the Monthly Investment Report for the month ended July 31, 2023.

6J. SINGLE SIGNATURE AUTHORITY REPORT

Page 79

Overview

This item is for the Board of Directors to receive and file the Single Signature Authority report for the fourth quarter ended June 30, 2023.

6K. QUARTERLY PUBLIC ENGAGEMENT METRICS REPORT, APRIL – JUNE 2023

Page 81

Overview

This item is for the Board of Directors to receive and file report summarizing the Quarterly Public Engagement Metrics.

6L. CONSULTANT REPORTS – FISCAL YEAR 2023 FOURTH QUARTER

Page 84

Overview

This item is for the Board of Directors to receive and file the consultant reports for Fiscal Year 2023 Fourth Quarter.

6M. QUARTERLY FINANCIAL STATEMENTS

Page 110

Overview

This item is for the Board of Directors to receive and file the Preliminary Quarterly Financial Statements for the year ended June 30, 2023.

7. STATE AND FEDERAL LEGISLATIVE UPDATE

Page 116

Overview

This item is for the Board of Directors to receive and file an update on state and federal legislative affairs.

8. PRESENTATION – STATE AND FEDERAL FUNDING GRANT UPDATE

9. BOARD OF DIRECTORS / EXECUTIVE DIRECTOR REPORT

Overview

This item provides the opportunity for the Board of Directors and the Executive Director to report on attended meetings/conferences and any other items related to Board activities.

10. CLOSED SESSION

10A. CONFERENCE WITH REAL PROPERTY NEGOTIATORS

Pursuant to Government Code Section 54956.8

Agency Negotiator: Executive Director or Designee

Item	Property Description	Property Owner	Buyer(s)
1	425-190-007, 427-140-012, 427-160-001, 427-160-013, 427-160-014, & 427-170-009	SSR Investment Co., a California Limited Partnership	RCA
2	287-200-011	Robert L. Hess, et al	RCA
3	425-040-019	Lakeview Ranch Properties, LLC, a California Limited Liability Company	RCA
4	571-590-011	Wicks Investments, Inc., Arturo Florian, & John and Kinga Sharif	RCA

10B. REPORT OUT FROM CLOSED SESSION

11. ADJOURNMENT

The next meeting of the Board of Directors is scheduled to be held on **Monday, November 6, 2023.**

AGENDA ITEM 6A

MINUTES

WESTERN RIVERSIDE COUNTY REGIONAL CONSERVATION AUTHORITY

BOARD OF DIRECTORS MEETING MINUTES

Monday, July 10, 2023

1. CALL TO ORDER

The Western Riverside County Regional Conservation Authority Board of Directors Meeting was called to order by Chair Natasha Johnson at 12:30 p.m., in the Board Room at the County of Riverside Administrative Center, 4080 Lemon Street, First Floor, Riverside, California, 92501.

2. ROLL CALL

Board of Directors/Alternates Present

Kevin Jeffries*	Natasha Johnson
Karen Spiegel	Lesa Sobek
Colleen Wallace	Kevin Bash
Julio Martinez	David Starr Rabb
Jennifer Dain	Patricia Lock Dawson
Tony Daddario	Crystal Ruiz
Joe Males	James Stewart
Leslie Altamirano	Joseph Morabito*

Board of Directors Absent

Chuck Washington
V. Manuel Perez
Yxstian Gutierrez
Jeff Cervantez
Jocelyn Yow
David Marquez
Lori Stone

*Arrived after the meeting was called to order.

3. PLEDGE OF ALLEGIANCE

The Pledge of Allegiance was led by Board Member Altamirano.

At this time, Board Member Jeffries arrived.

4. PUBLIC COMMENTS

There were no requests to speak from the public.

At this time, Board Member Morabito arrived.

5. ADDITIONS / REVISIONS

There were no additions or revisions to the agenda.

6. **CONSENT CALENDAR** - *All matters on the Consent Calendar will be approved in a single motion unless a Board Member(s) requests separate action on specific item(s).*

M/S/C (Lock Dawson/Bash) to approve the following Consent Calendar items.

6A. APPROVAL OF MINUTES – JUNE 5, 2023

6B. WESTERN RIVERSIDE COUNTY MULTIPLE SPECIES HABITAT CONSERVATION PLAN FEE COLLECTION REPORT FOR APRIL 2023

This item is for the Board of Directors to receive and file the Western Riverside County Multiple Species Habitat Conservation Plan (MSHCP) Fee Collection report for April 2023.

6C. JOINT PROJECT REVIEW STATUS REPORT

This item is for the Board of Directors to receive and file the Joint Project Review (JPR) monthly status report as of May 31, 2023.

6D. ACQUISITIONS STATUS REPORT

This item is for the Board of Directors to receive and file the acquisition status report as of April 30, 2023.

6E. MONTHLY INVESTMENT REPORT FOR APRIL 2023

This item is for the Board of Directors to receive and file the Monthly Investment Report for the month ended April 30, 2023.

7. **RESOLUTION NO. 2023-003, A RESOLUTION OF THE BOARD OF DIRECTORS OF THE WESTERN RIVERSIDE COUNTY REGIONAL CONSERVATION AUTHORITY AUTHORIZING PROCEEDINGS AND AGREEMENTS RELATING TO THE FINANCING OF PROPERTY ACQUISITION FOR PUBLIC PURPOSES, APPROVING ISSUANCE AND SALE OF NOTES, APPROVING AN INDENTURE AND AUTHORIZING OFFICIAL ACTIONS**

Sergio Vidal, Chief Financial Officer, provided a presentation on the Toscana Marketplace Acquisition. The Board has already approved the acquisition of the Toscana Marketplace, this is the last item necessary for the transaction to proceed. Since the Board approved a phased payment plan for this property, the California Government Code Section requires this additional step, as technically the RCA is issuing debt to pay for the property over multiple fiscal years.

The timeline of events related to this transaction; an overview of the funding plan for the acquisition; details on the proposed financing, the internal evaluation process and how RCA went about ensuring the agency maintained sufficient cash while continuing the mission of

acquiring land while continuing to meet the Board-required reserves; and the next steps in the process will be discussed today.

The proposed financing strategy is reflective of the leadership and feedback received from this Board. RCA obtained the Board's concurrence in May with a purchase price for the property pursuant to Section 6.1.1 of the MSHCP otherwise known as the Development HANS process. As a component of the applicable California Government Code Section related to public agency financing, the County of Riverside held a public hearing in June, however, no public comments were received during the session. The proposed financing strategy of issuing a note payable for consideration this afternoon is solely a debt of RCA and not the County. The financing mechanism being presented today ensures RCA continues its standing as a fiscally responsible agency via the funding of note payable which balances the cash-flow needs and ensures Board-approved reserves continue to be met.

Local Development Mitigation Fees (LDMF) is the largest source of revenue for the RCA. Pre-pandemic LDMF fees were between \$16 and 18 million. However, with the Board approved Nexus Study during Fiscal Year 2020, LDMF revenue increased due to the development community pre-paying its fees in anticipation of revised fee schedules in the upcoming fiscal years along with strong development activity in Western Riverside County. The continued robust performance of LDMF has culminated with an estimated fund balance of approximately \$50 million on June 30, 2023, for the Capital acquisition fund, which is the primary funding source for the acquisition. In the upcoming fiscal year, staff projects LDMF will continue its historical performance. However, staff will continue monitoring the economy and related trends which may impact development in the County along with LDMF revenues.

The purchase amount of the property is \$46.1 million which will be funded via a down payment of \$22 million due and payable in September of this year. The remaining \$24.1 million will be funded via the issuance of a note payable, which is payable over four years beginning in FY 2024/25 thru FY 2027/28. The interest rate on the note payable is 2.25% and is below the County Treasurer's portfolio rate of return which will generate approximately \$1.4 million in interest expense. Annual installments will be made to the seller of property totaling approximately \$6.4 million which includes both principal and interest.

During the negotiations with the Seller, staff began evaluating multiple options to fund the potential acquisition. Diverse options were discussed included paying all cash for the property and not issuing a note payable. However, during the staff decision-making process, several things were taken into consideration, always focusing on ensuring RCA remained fiscally responsible while limiting the impacts a substantial cash outlay would have on ongoing operations. An additional consideration was ensuring RCA maintained its Board-approved reserves, such as the Economic Stability policy, which requires a minimum cash-level of \$9 million, and the Fund Balance policy which requires the agency to maintain one year of general fund budgeted expenditures, which is estimated at \$9 million for the current year. Combined, both policies require the agency to maintain approximately \$18 million. Maintaining sufficient cash to fund current and future acquisitions was also a key tenet that drove the decision-making and recommendation for consideration and approval for issuance

of a note payable alternative.

There are 3 key components needed in connection with the issuance of a notes payable option. A resolution which authorizes the issuance of the notes payable and related agreements such as the indenture of trust and trustee agreement. An Indenture of Trust, which outlines the key terms for the note payable such as the amount of the note, interest rate, interest charges, along with the payment schedule. Finally, the trustee agreement, which staff is requesting to allow the Executive Director and legal counsel to work on the agreement with US Bank, who will be holders of the note and function as the paying agent related to the 4 annual installments owed to the seller. US Bank was selected as the trustee for this transaction since they are a cost-effective solution to overseeing this work, and annual costs are estimated to be two thousand. Also, US Bank, is a reputable bank experienced in managing the various aspects for this transaction, and they are RCTC's current Trustee for its debt obligations.

Upon Board concurrence, staff and legal counsel will finalize the trustee agreement with US Bank. At or near close of escrow staff will deposit \$22.0 million into the escrow account which is the down payment for the acquisition. Beginning in the upcoming FY 2024/25, staff will make the first installment for the note payable of approximately \$6.4 million as noted within the amortization schedule found in the note payable. Annual installments will continue for 3 more fiscal years at the same amount.

M/S/C (Lock Dawson/Ruiz) to:

- 1) Adopt Resolution No. 2023-003, "*A Resolution of the Board of Directors of the Western Riverside County Regional Conservation Authority Authorizing Proceedings and Agreements Relating to the Financing of Property Acquisition for Public Purposes, Approving Issuance and Sale of Notes, Approving an Indenture and Authorizing Official Actions*";**
- 2) Approve the Indenture of Trust Agreement; and**
- 3) Approve and Authorize the Executive Director or her designee to execute a Trustee agreement with U.S. Bank Trust Company, National Association.**

8. STATE AND FEDERAL LEGISLATIVE UPDATE

Tyler Madary, Legislative Affairs Manager, provided an update on state and federal legislative actions. RCA has explored the opportunity to establish a natural wildlife refuge in Western Riverside County for years, as it would enable the Federal Government to use additional funding sources to meet its' commitments more quickly in contributing 28,000 acres to the MSHCP reserve. Last year, Representative Calvert and Senator Feinstein introduced legislation to establish a refugee with varying approaches. RCA was generally supportive of any effort that would result in a refuge.

Representative Calvert's bill proposed a process by which the Department of the Interior would establish a refuge within the MSHCP boundaries. Senator Feinstein took a narrower

approach that proposed an acquisition boundary within three sub-regions of the MSHCP, limiting where the wildlife refuge could be established. Consequently, the map generated some negative responses from local stakeholders. While the congressional session ultimately concluded without the passage of a refuge bill, RCA took note of stakeholders' response throughout the process and renewed the discussion in 2023 with a conceptual acquisition map. The downsizing of the proposed acquisition boundaries reflects three primary considerations:

- RCA's prioritization of habitat conservation value and the commitment to stay within criteria cells already prescribed for conservation to honor those commitments made during the development of the MSHCP.
- Recognition of the U.S. Fish and Wildlife's concern last year that a large acquisition boundary increases chances of a sprawled and disconnected refuge that could be difficult to manage.
- RCA's respect for tribes by creating more of a buffer between their lands and the conceptual acquisition boundary, and similarly for other partner stakeholders such as municipalities, utilities, property owners, etc.

As reported last month, RCA Chair, Vice Chair, and staff flew to D.C. and met with representatives and the U.S. Fish and Wildlife Service. There, Representative Calvert and the office of Senator Feinstein affirmed their support for using legislation to establish a refuge. RCA was given the charge by Representative Calvert and the offices of Senator Feinstein, Senator Padilla, and Representative Issa to take a leading role in conducting stakeholder outreach to ensure a thorough understanding of the proposal and incorporate feedback into the map. Stakeholder engagement continues, and to date, RCA has met with:

- Municipalities;
- Representatives from Soboba, Cahuilla, Pechanga, and Morongo;
- Environmental organizations, such as Defenders of Wildlife, The Wilderness Society, National Audubon Society, and Endangered Habitats League;
- Water infrastructure and utility operators, such as Metropolitan Water District, Eastern Municipal Water District, Rancho California Water District, Riverside County Flood Control District, and Southern California Edison;
- Property owners and other key stakeholders, such as the Riverside County Farm Bureau and the Temecula Valley Winegrowers Association; and
- U.S. Fish and Wildlife Services staff.

In these discussions, RCA goes over the conceptual map, reminding the stakeholders of four important points:

- The proposed acquisition boundaries represent a limit to where the U.S. Fish and Wildlife Service could acquire land from willing sellers.
- A refuge would be established not when the bill is enacted, but when the service receives its' first land either from willing transfer or purchase from a willing seller.
- If any property is located in the acquisition boundary, but not in the refuge, there is no

change to the land rights or title.

- Once a property is incorporated into the refuge, any existing easements or access rights will still hold.

Based on RCA's outreach thus far, stakeholders have been either neutral or generally supportive. RCA staff will continue to incorporate feedback received from stakeholders on the proposed map. RCA staff is also remaining in close contact with staff from the offices of Representative Calvert and Senator Feinstein, to present them with an updated concept map that reflects the stakeholders' outreach. It is anticipated that legislation to establish a wildlife refuge will likely be introduced in the coming weeks.

Board Member Spiegel wanted to know how much land there was around that were Public Quasi-Public (PQP) as the map seems to show a significant amount. Mr. Madary noted that while the PQP lands owned by RCA would not immediately be incorporated into the wildlife refuge, there would be opportunities for RCA or other federal departments to transfer land to the Department of the Interior.

Board Member Spiegel also wanted to confirm that the tribal lands would not be counted toward the plan. Mr. Madary confirmed that was correct.

Anne Mayer, Executive Director, added that in terms of the conversations that RCA has had with tribal partners, there are concerns that they do not want anything related to the refuge impacting their ability to manage and develop their homelands. They also want to ensure that a proposed refuge would not impede their ability to bring in utilities, roads, and anything that may be a benefit to their tribal lands.

The PQP lands shown on the proposed map is approximately 340,000 acres. RCA has acquired almost 67,000 acres.

Board Member Lock Dawson wanted to clarify that the original bill proposed by Representative Calvert included the entire MSHCP area. Mr. Madary confirmed that it did cover the entire MSHCP area.

Board Member Lock Dawson asked for a quick summary of the four points that are being discussed with stakeholders. Mr. Madary reiterated the four points mentioned.

Board Member Lock Dawson clarified that the refuge would not be established until the first property changes ownership, meaning the entire refuge would be enacted at the same time. Mr. Madary clarified that while that was true, the refuge would be starting out small, and build with additional land acquisitions over time, including patchwork properties within the acquisition boundaries. The goal of U.S. Fish and Wildlife is to have contiguous, manageable lands while maintaining linkages.

Board Member Lock Dawson noted that this is not the first time that a refuge has been established and wanted to know if RCA staff had looked at other models for reference and

research. Mr. Madary stated that the closest example RCA has was the refuge in San Diego, which is overlaid with their Habitat Conservation Plan.

Ms. Mayer added that the other thing RCA staff is not sure of yet is that the MSHCP is one of the few in the country where the federal government has an explicit signatory responsibility to acquire land. They are a financial partner in the MSHCP.

Board Member Jeffries wanted to verify that the originally proposed map changes had been resolved, and there are no impacts whatsoever to private property rights. Mr. Madary noted that that was correct, and nothing would change for property owners, they would still just be under the rules of the MSHCP. The only change that would come is if a property owner willing sold their property.

Board Member Jeffries noted that in his experience, a lot of the federal lands do not allow firefighting on their properties unless the Secretary of the Interior authorizes it. This has happened in San Diego County where firefighters must stand by and wait until the fire moves off federal land.

Mr. Madary noted that staff has done some research and the understanding is that federal lands have their own firefighting personnel, and they are a member of the National Wildfire Coordination Group. While measures like bull dozing and deploying flame retardant are not encouraged in the plans, they are not prohibited either and available if necessary. There is an understanding from the management perspective that the best practice is fuel breaks exist around housing tracks so there is already access.

Board Member Jeffries stated that if the lands are transferred to the federal government and taken out of state and local control for firefighting, that would be a disaster for Riverside County and rural and residential communities.

Ms. Mayer thanked the Board for their feedback and noted that this is a draft map that RCA staff has developed based on stakeholder input. The input today will also be incorporated. RCA was asked to take the lead on having conversations locally, because the original map was not developed with local stakeholder or RCA input. Staff is doing as much outreach as possible so suggestions can be made back to Representative Calvert, Senator Feinstein, and Senator Padilla on what the boundaries should be, along with legislative language that has been requested by the stakeholders related to existing rights, development rights, infrastructure, and firefighting now as well.

Chair Johnson noted appreciation that was extended for all the outreach that has taken place by RCA, because there was such an uproar after the bill was published.

This item is for the Board of Directors to receive and file an update on state and federal legislative affairs.

9. PRESENTATION – SPECIES OF THE MONTH

Tricia Campbell, Regional Conservation Deputy Director, provided a presentation on the species of the month, the Long-Tailed Weasel.

Board Member Morabito wanted to know if the Long-Tailed Weasel shared space with the San Bernardino Kangaroo Rat (SBKR) and whether they would eat them. Ms. Campbell noted that she would suspect that they would probably live nearby SBKR and would think they were tasty.

Board Member Sobek wanted to know where in the County the Long-Tailed Weasel was located. Ms. Campbell stated they are actually fairly wide-spread, and they can be found in backyards in rural residential areas.

10. BOARD OF DIRECTORS / EXECUTIVE DIRECTOR REPORT

Chair Johnson congratulated Board Member Crystal Ruiz for the WRCOG event she hosted. It was very nicely done.

11. CLOSED SESSION

At this time, Steve DeBaun, legal counsel, announced the Board will be going in to Closed Session to discuss the property items on the agenda.

11A. CONFERENCE WITH REAL PROPERTY NEGOTIATORS

Pursuant to Government Code Section 54956.8

Agency Negotiator: Executive Director or Designee

Item	Property Description	Property Owner	Buyer(s)
1	371-100-005	John Tseng, Trustee of the Survivor's Trust established under the Tseng Family Living Trust	RCA
2	371-110-006, 371-110-023, & 371-110-024	Rome Hill Land Trust dated 10/01/2014	RCA

11B. REPORT OUT FROM CLOSED SESSION

Mr. DeBaun announced the Board considered and approved the following closed session items:

Item 1: Acquisition of the property was approved for \$135,000.

12. ADJOURNMENT

There being no further business for consideration by the Western Riverside County Regional Conservation Authority Board of Directors, Chair Johnson adjourned the meeting at 1:34 p.m. The next meeting of the Board of Directors is scheduled to be held on **Monday, September 11, 2023.**

Respectfully submitted,

A handwritten signature in blue ink, appearing to read 'Lisa Mobley', with a stylized flourish at the end.

Lisa Mobley
Administrative Services Manager/
Clerk of the Board

AGENDA ITEM 6B

WESTERN RIVERSIDE COUNTY REGIONAL CONSERVATION AUTHORITY	
DATE:	October 2, 2023
TO:	Western Riverside County Regional Conservation Authority
FROM:	Jennifer Fuller, Financial Administration Manager
THROUGH:	Anne Mayer, Executive Director
SUBJECT:	Western Riverside County Multiple Species Habitat Conservation Plan Fee Collection Report for May 2023

STAFF RECOMMENDATION:

This item is for the Board of Directors to receive and file the Western Riverside County Multiple Species Habitat Conservation Plan (MSHCP) Fee Collection report for May 2023.

BACKGROUND INFORMATION:

The Western Riverside County MSHCP Local Development Mitigation Fee (LDMF) collections provide funding for the acquisition of additional reserve lands and related costs. Below is a summary of the current year budget and collections for the month of May 2023 and year-to-date:

Revenue	FY 2022-23 Amended Budget	Collections for the month of May 2023	FY 2022-23 Year-to-Date
Local Development Mitigation Fees	\$ 18,000,000	\$ 2,854,427	\$ 20,341,949
Civic and Infrastructure Contributions	636,100	-	624,239
Collections for May 2023		\$ 2,854,427	
Collections Year-to-Date thru May 2023			\$ 20,966,188

Attached, is a report detailing by Member Agency the LDMF Collection and Civic/Infrastructure Contribution for May 2023.

FISCAL IMPACT:

There is no fiscal impact to the receipt and file of this fee collection report.

Attachment: Western Riverside County MSHCP LDMF Collection and Civic/Infrastructure Contribution Report for May 2023

**WESTERN RIVERSIDE COUNTY MSHCP LDMF COLLECTION AND CIVIC/INFRASTRUCTURE CONTRIBUTION REPORT
FOR MAY 2023**

Amounts subject to rounding

LOCAL DEVELOPMENT MITIGATION FEE COLLECTIONS									
City/County	Month	REMITTED					EXEMPTIONS & FEE CREDITS		
		Residential Permits	ADUs/ Additions	Commercial Industrial Acres	Amount Remitted	Total FY 23 Year-to-Date	Residential Permits	Commercial Industrial Acres	Amount
City of Banning	February-Pending March-Pending April-Pending				\$ - - -	17,675			
City of Beaumont	April	87			343,389	3,644,353			
City of Calimesa	March-Pending April-Pending				- -	5,734			
City of Canyon Lake	April	2			7,894	33,726			
City of Corona	March-Pending April-Pending Refund				- - (31,144)	278,087			
City of Eastvale	April-No Activity				-	-			
City of Hemet	April-No Activity				-	451,562			
City of Jurupa Valley	April-Pending				-	613,901			
City of Lake Elsinore	April	5			19,735	794,863			
City of Menifee	March April-Pending	9	1	2.30	79,727 -	1,042,527			
City of Moreno Valley	March April-Pending	20	1		63,102 -	915,217			
City of Murrieta	January-Pending February March April-No Activity	140 2			- 105,139 7,894 -	277,754			
City of Norco	April-No Activity				-	92,672			
City of Perris	March April-Pending	25		0.14	101,162 -	1,683,185			
City of Riverside	March April-Pending	28	10		138,204 -	1,461,565			
City of San Jacinto	April	22		0.16	89,676	784,348			
City of Temecula	September October-Pending November December January-Pending February-Pending March-Pending April-Pending Harveston DA 2 Roripaugh DA 1	50 36	1 1 1		38,200 - 1,337 31,707 - - - - - -	142,683			
City of Wildomar	March-Pending April-Pending				- -	296,223			
County of Riverside	May Refund	227	4	60.09	1,860,320 (1,916)	7,805,874			
Total LDMF Collections		653	19	62.69	\$ 2,854,427	\$ 20,341,949	74	18.31	\$ 617,337

CIVIC AND INFRASTRUCTURE CONTRIBUTIONS			Total FY 23 Year-to-Date
			\$ -
Prior Civic and Infrastructure contributions from Member Agencies			624,239
Total Civic/Infrastructure Contributions			\$ -

TOTAL MAY 2023 \$ 2,854,427 \$ 20,966,188

¹ Roripaugh Development Agreement dated 12/17/02. Project is exempt under Assessment District 161.

² Harveston Development Agreement

AGENDA ITEM 6C

WESTERN RIVERSIDE COUNTY REGIONAL CONSERVATION AUTHORITY	
DATE:	October 2, 2023
TO:	Western Riverside County Regional Conservation Authority
FROM:	Jennifer Fuller, Financial Administration Manager
THROUGH:	Anne Mayer, Executive Director
SUBJECT:	Western Riverside County Multiple Species Habitat Conservation Plan Fee Collection Report for June 2023

STAFF RECOMMENDATION:

This item is for the Board of Directors to receive and file the Western Riverside County Multiple Species Habitat Conservation Plan (MSHCP) Fee Collection report for June 2023.

BACKGROUND INFORMATION:

The Western Riverside County MSHCP Local Development Mitigation Fee (LDMF) collections provide funding for the acquisition of additional reserve lands and related costs. Below is a summary of the current year budget and collections for the month of June 2023 and year-to-date:

Revenue	FY 2022-23 Amended Budget	Collections for the month of June 2023	FY 2022-23 Year-to-Date
Local Development Mitigation Fees	\$ 18,000,000	\$ 3,886,507	\$ 24,228,456
Civic and Infrastructure Contributions	636,100	127,633	751,872
Collections for June 2023		\$ 4,014,140	
Collections Year-to-Date thru June 2023			\$ 24,980,328

Attached, is a report detailing by Member Agency the LDMF Collection and Civic/Infrastructure Contribution for June 2023.

FISCAL IMPACT:

There is no fiscal impact to the receipt and file of this fee collection report.

Attachment: Western Riverside County MSHCP LDMF Collection and Civic/Infrastructure Contribution Report for June 2023

**WESTERN RIVERSIDE COUNTY MSHCP LDMF COLLECTION AND CIVIC/INFRASTRUCTURE CONTRIBUTION REPORT
FOR JUNE 2023**

Amounts subject to rounding

LOCAL DEVELOPMENT MITIGATION FEE COLLECTIONS									
City/County	Month	REMITTED					EXEMPTIONS & FEE CREDITS		
		Residential Permits	ADUs/ Additions	Commercial Industrial Acres	Amount Remitted	Total FY 23 Year-to-Date	Residential Permits	Commercial Industrial Acres	Amount
City of Banning	February	11			\$ 20,397	\$ 44,994			
	March	1	1		6,922				
	April-Pending				-				
	May-Pending				-				
City of Beaumont	May	139			548,633	4,192,986			
City of Calimesa	March-No Activity				-	7,248			
	April		1		1,514				
	May-Pending				-				
City of Canyon Lake	May	1			3,947	37,673			
City of Corona	March	48	1		110,054	388,141			
	April-Pending				-				
	May-Pending				-				
City of Eastvale	May-No Activity				-	-			
City of Hemet	May	12		4.44	126,266	577,828			
City of Jurupa Valley	April	1	6		15,125	656,658			
	May	1	1	1.19	27,633				
City of Lake Elsinore	May	1		2.45	47,469	842,332			
City of Menifee	April	6	1	2.05	61,853	1,104,379			
	May-Pending				-				
City of Moreno Valley	April	10	1	0.94	78,786	994,003			
	May-Pending				-				
City of Murrieta	January-Pending				-	331,757			
	May			3.04	54,003				
City of Norco	May	1	1		6,820	99,492			
City of Perris	April	16		0.75	76,475	1,956,381			
	May	11		8.63	196,720				
City of Riverside	April	263	6	2.19	274,981	1,736,546			
	May-Pending				-				
City of San Jacinto	May	20			78,940	863,288			
City of Temecula	October			0.41	7,283	212,868			
	January	84	2		62,902				
	February-Pending				-				
	March-Pending				-				
	April-Pending				-				
	May-Pending				-				
	Roripaugh DA 1				-		28	1.19	\$ 131,655
City of Wildomar	March	33			130,251	473,838			
	April	12			47,364				
	May-Pending				-				
County of Riverside	June	254	8	54.45	1,902,170	9,708,044			
	Total LDMF Collections	925	29	80.54	3,886,507	\$ 24,228,456	28	1.19	\$ 131,655

CIVIC AND INFRASTRUCTURE CONTRIBUTIONS			
			Total FY 23 Year-to-Date
Flood	El Cerrito Channel Restoration	\$ 127,633	\$ 127,633
Prior Civic and Infrastructure contributions from Member Agencies			624,239
Total Civic/Infrastructure Contributions		\$ 127,633	\$ 751,872

TOTAL JUNE 2023 \$ 4,014,140 \$ 24,980,328

¹ Roripaugh Development Agreement dated 12/17/02. Project is exempt under Assessment District 161.

AGENDA ITEM 6D

WESTERN RIVERSIDE COUNTY REGIONAL CONSERVATION AUTHORITY	
DATE:	October 2, 2023
TO:	Western Riverside County Regional Conservation Authority
FROM:	Jennifer Fuller, Financial Administration Manager
THROUGH:	Anne Mayer, Executive Director
SUBJECT:	Western Riverside County Multiple Species Habitat Conservation Plan Fee Collection Report for July 2023

STAFF RECOMMENDATION:

This item is for the Board of Directors to receive and file the Western Riverside County Multiple Species Habitat Conservation Plan (MSHCP) Fee Collection report for July 2023.

BACKGROUND INFORMATION:

The Western Riverside County MSHCP Local Development Mitigation Fee (LDMF) collections provide funding for the acquisition of additional reserve lands and related costs. Below is a summary of the current year budget and collections for the month of July 2023 and year-to-date:

Revenue	FY 2023-24 Amended Budget	Collections for the month of July 2023	FY 2023-24 Year-to-Date
Local Development Mitigation Fees	\$ 20,800,000	\$ 377,374	\$ 377,374
Civic and Infrastructure Contributions	610,000	-	-
Collections for July 2023		\$ 377,374	
Collections Year-to-Date thru July 2023			\$ 377,374

During July, collections continued related to FY 2022-23. Below is a summary of the FY 2022-23 budget and collections for the month of July 2023 and the prior year-to-date:

Revenue	FY 2022-23 Amended Budget	Collections for the month of July 2023	FY 2022-23 Year-to-Date
Local Development Mitigation Fees	\$ 18,000,000	\$ 2,033,018	\$ 26,261,474
Civic and Infrastructure Contributions	636,100	384,265	1,136,137
Collections for July 2023		\$ 2,417,283	
Collections Year-to-Date thru July 2023			\$ 27,397,611

Attached, is a report detailing by Member Agency the LDMF Collection and Civic/Infrastructure Contribution for July 2023.

FISCAL IMPACT:

There is no fiscal impact to the receipt and file of this fee collection report.

Attachment: Western Riverside County MSHCP LDMF Collection and Civic/Infrastructure Contribution Report for July 2023

**WESTERN RIVERSIDE COUNTY MSHCP LDMF COLLECTION AND CIVIC/INFRASTRUCTURE CONTRIBUTION REPORT
FOR JULY 2023**

Amounts subject to rounding

LOCAL DEVELOPMENT MITIGATION FEE COLLECTIONS										
City/County	Month	REMITTED						EXEMPTIONS & FEE CREDITS		
		Residential Permits	ADUs/ Additions	Commercial Industrial Acres	Amount Remitted	Total FY 23 Year-to-Date	Total FY 24 Year-to-Date	Residential Permits	Commercial Industrial Acres	Amount
City of Banning	April-Pending				\$ -	\$ 226,250				
	May	78			181,256					
	June-Pending				-					
City of Beaumont	June	221	1		874,758	5,067,744				
City of Calimesa	May-Pending				-	7,248				
	June-Pending				-					
City of Canyon Lake	June-Pending				-	37,673				
City of Corona	April-Pending				-	388,141				
	May-Pending				-					
	June-Pending				-					
City of Eastvale	June		1		828	828				
City of Hemet	June	25		0.04	99,439	677,267				
City of Jurupa Valley	June	1	1	12.30	224,224	537,923				
	Refund				(342,959)					
City of Lake Elsinore	June	16			63,152	905,484				
City of Menifee	May-Pending				-	1,104,379				
	June-Pending				-					
City of Moreno Valley	May	49	1		70,144	1,064,147				
	June-Pending				-					
City of Murrieta	Prior Year		4		6,139	341,227				
	January		2		3,331					
	June-Pending				-					
City of Norco	June-Pending				-	99,492				
City of Perris	June-Pending				-	1,956,381				
City of Riverside	May	7	7		52,812	1,945,987				
	June	39	2		156,628					
City of San Jacinto	June	34		6.28	245,756	1,109,044				
City of Temecula	February	368			267,904	539,692				
	March	30	1		23,352					
	April	8		1.23	27,674					
	May	2			7,894					
	June-Pending				-					
	Harvestor DA 2				-			14		\$55,258
	Roripaugh DA 1				-			165	7.65	787,149.6
City of Wildomar	May	13			50,951	544,524				
	June	5			19,735					
County of Riverside	July	91	7	0.00	377,374	9,708,044	377,374			
Total LDMF Collections		987	27	19.85	\$ 2,410,392	\$ 26,261,474	\$ 377,374	179	7.65	\$ 842,408

CIVIC AND INFRASTRUCTURE CONTRIBUTIONS				Total FY 23 Year-to-Date	Total FY 24 Year-to-Date
Flood	Norco Channel Stage 11		\$ 375,205	\$ 375,205	\$ -
Banning	Well C-8		9,060	9,060	-
Prior Civic and Infrastructure contributions from Member				751,872	-
Total Civic/Infrastructure Contributions			\$ 384,265	\$ 1,136,137	\$ -

TOTAL JULY 2023	\$ 2,794,657	\$ 27,397,611	\$ 377,374
------------------------	---------------------	----------------------	-------------------

¹ Roripaugh Development Agreement dated 12/17/02.

² Harveston Development Agreement

AGENDA ITEM 6E

WESTERN RIVERSIDE COUNTY REGIONAL CONSERVATION AUTHORITY	
DATE:	October 2, 2023
TO:	Western Riverside County Regional Conservation Authority
FROM:	Leslie Levy, Senior Management Analyst
THROUGH:	Anne Mayer, Executive Director
SUBJECT:	Joint Project Review Status Report

STAFF RECOMMENDATION:

This item is for the Board of Directors to receive and file the Joint Project Review (JPR) monthly status report as of August 31, 2023.

BACKGROUND INFORMATION:

Consistent with the Board's priority on transparency and communication, staff is providing a monthly report of the status of JPRs and other Multiple Species Habitat Conservation Plan (MSHCP) compliance processes. This staff report provides a summary of activities in 2023 through August 31, 2023.

The RCA processes Habitat Acquisition Negotiation Strategy (HANS) analyses in the form of JPRs as well as Participating Special Entity (PSE) applications and Criteria Refinements. The included attachment summarizes each type of MSHCP compliance review the RCA has performed in 2023.

In 2023, staff has completed 15 JPRs (Development HANS), two PSEs, and zero Criteria Refinements. RCA is in the process of reviewing 34 JPRs (32 Development HANS and two Non-development HANS), four PSEs, and one Criteria Refinement.

FISCAL IMPACT:

This is an information item. There is no fiscal impact.

Attachment: RCA MSHCP Compliance Project Processing from January 1, 2023, thru August 31, 2023.

**RCA MSHCP Compliance Project Processing from
January 1, 2023 thru August 31, 2023**

Actively in Process	Completed in 2023
DEVELOPMENT HANS ¹	
PUBLIC PROJECTS (Total 2) <ul style="list-style-type: none">➤ Ethanac Road Bridge➤ Cajalco Road Widening and Safety Enhancement Project	PUBLIC PROJECTS (Total 0) None to date in 2023
PRIVATE PROJECTS (Total 30) <ul style="list-style-type: none">➤ Calimesa – 2➤ Corona – 1➤ County – 12➤ Hemet – 1➤ Lake Elsinore – 3➤ Perris – 2➤ Temecula – 9	PRIVATE PROJECTS (Total 15) <ul style="list-style-type: none">✓ Beaumont – 1✓ Corona – 1✓ County – 9✓ Lake Elsinore – 2✓ Riverside – 1✓ Temecula – 1
NON-DEVELOPMENT HANS ²	
PRIVATE PROJECTS (Total 2) <ul style="list-style-type: none">➤ County – 2	PRIVATE PROJECTS (Total 0) None to date in 2023
PARTICIPATING SPECIAL ENTITY	
PUBLIC PROJECTS (Total 4) <ul style="list-style-type: none">➤ EMWD Golden Meadows Parkway Tanks Project➤ RCWD Vail Dam Seismic and Hydrologic Remediation➤ SCE Canal 33kV Deteriorated Pole Replacement Project➤ SCE Saddleback 33kV Interset Pole	PUBLIC PROJECTS (Total 2) <ul style="list-style-type: none">✓ EMWD Quail Tank Project✓ SoCal Gas Badlands Hydrostatic Testing Project
PRIVATE PROJECTS (Total 0) None in process	PRIVATE PROJECTS (Total 0) None to date in 2023

¹ A project is proposed on the property

² No project is proposed on the property and these HANS involve only private entities

Actively in Process	Completed in 2023
CRITERIA REFINEMENTS³	
PUBLIC PROJECTS (Total 1) ➤ County Waste Lamb Canyon Landfill Expansion	PUBLIC PROJECTS (Total 0) None to date in 2023
PRIVATE PROJECTS (Total 0) None in process	PRIVATE PROJECTS (Total 0) None to date in 2023

³ Triggered when a proposed project wants to develop on lands that are described to go into the MSHCP reserve

AGENDA ITEM 6F

WESTERN RIVERSIDE COUNTY REGIONAL CONSERVATION AUTHORITY	
DATE:	October 2, 2023
TO:	Western Riverside County Regional Conservation Authority
FROM:	Angela Ferreira, Senior Management Analyst Hector Casillas, Right of Way Manager
THROUGH:	Anne Mayer, Executive Director
SUBJECT:	Acquisitions Status Report

STAFF RECOMMENDATION:

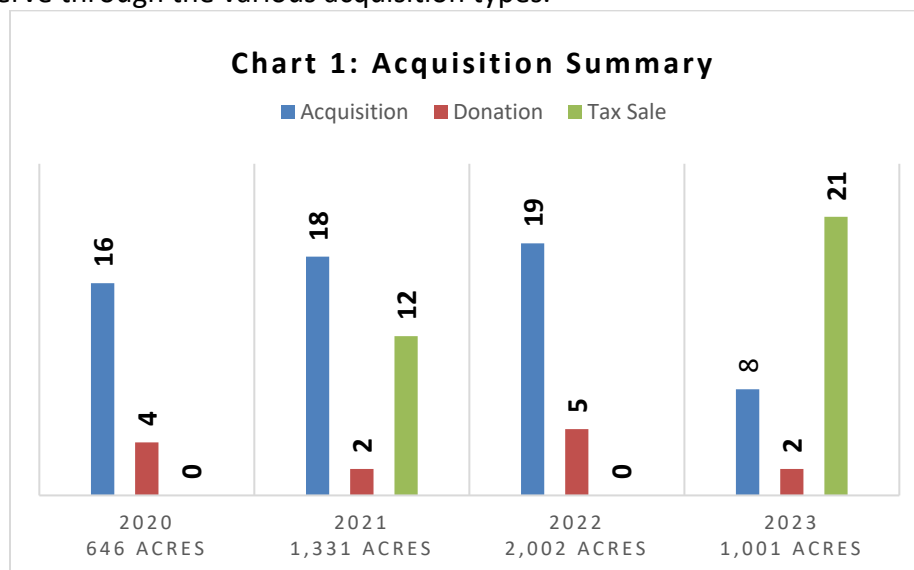
This item is for the Board of Directors to receive and file the acquisition status report as of July 31, 2023.

BACKGROUND INFORMATION:

The Board of Directors requested the Right of Way Department provide a monthly report of the status of various acquisitions.

For the 2023 calendar year, 31 parcels have been acquired, which include 8 acquisitions, 21 tax sale parcels and 2 processed donations. The acquisitions added approximately 674 acres, the tax sale parcels added approximately 241 acres and the 2 processed donations added approximately 86 acres, for a combined total of an additional 1,001 acres to the reserve. As of July 31, 2023, staff is managing 44 active parcels.

Chart 1 displays acquisition summaries from 2020 through 2023 to include land acquired through acquisition, donation, and tax sale. Additionally, it captures the total number of acres brought into the reserve through the various acquisition types.

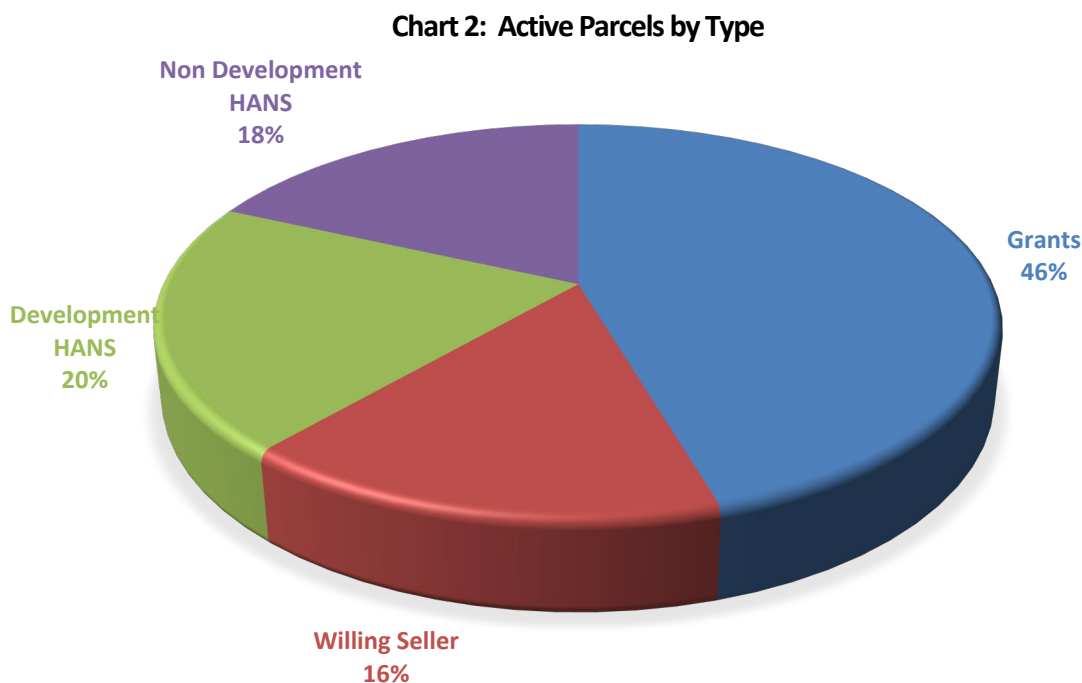


In addition to the active parcels, staff has submitted applications to acquire 35 tax defaulted parcels from the County of Riverside Tax Collector's Office. To date, 14 parcels have been removed due to the properties being redeemed by the property owner and/or removed by staff after additional due diligence. At the end of June 2023, 21 parcels totaling 241 acres were successfully acquired through the tax sales process and are now vested in the name of the Western Riverside County Regional Conservation Authority. With the acquisition of these parcels, this concludes the effort on pending tax defaulted parcels. Staff will continue to review the list of tax defaulted parcels as it is made available by the County of Riverside.

Attachment 1 provides individual property details by type including location, owner representative, and acreage for active parcels as of July 31, 2023. The parcels are listed by the proposed close escrow date, if applicable.

There second attachment provides a summary of closed escrows and tax sale parcels through July 2023.

Chart 2 illustrates the active parcels by type of acquisition: grant-funded, development HANS, non-development HANS, and willing seller.



FISCAL IMPACT:

This item is for informational purposes only. There is no fiscal impact.

Attachments:

- 1) Status of Right of Way Acquisitions as of July 31, 2023
- 2) Closed Escrows for May through July 2023

Western Riverside County Regional Conservation Authority
Status of Acquisitions
As of July 31, 2023

Project Number	Location	Supervisorial District	Owner Representative	Acreage
Grants				
R22492	Hemet	District 3	N/A	9.74 acres
R22505	Temecula	District 1	Dave Asmus	19.92 acres
R22485	Moreno Valley	District 5	Steve Hobbs	640.05 acres
R22528	Tenaja	District 1	Phil Percival	20.13 acres
R22527	Tenaja	District 1	Dana Story	47.70 acres
R22486	Jurupa Valley	District 2	N/A	78.74 acres
R22534	Corona	District 2	N/A	700.43 acres
R22540	Lake Elsinore	District 1	Steve Semingson	14.99 acres
R22541	Lake Elsinore	District 1	Val Wong	2.17 acres
R22542	Lake Elsinore	District 1	Carmela Rincon Loelkes	21.34 acres
R22543	Lake Elsinore	District 1	N/A	4.35 acres
R22544	Lake Elsinore	District 1	N/A	9.42 acres
R22545	Lake Elsinore	District 1	John Lewis	12.02 acres
R22548	Lake Elsinore	District 1	N/A	3.16 acres
R22549	Lake Elsinore	District 1	N/A	69.62 acres
R22550	Lake Elsinore	District 1	N/A	3.16 acres
R22511	Lake Elsinore	District 1	Ecosystem Investment Partner	44.70 acres
R22433	Lake Elsinore	District 1	Ecosystem Investment Partner	239.87 acres
R22547	San Jacinto	District 5	N/A	46.01 acres
R22554	Lake Elsinore	District 1	Val Wong	2.79 acres

Development HANS				
R22532	Temescal Valley	District 1	John Tavaglione	61.14 acres
R22335	Murrieta	District 3	Bill Tyler	13.06 acres
R22171	Hemet	District 3	Ed Sauls	65.18 acres
R22539	Winchester	District 3	N/A	20.00 acres
R22309	Hemet	District 3	Ed Sauls	63.55 acres
R22507	Perris	District 1	Garret Sauls	160 acres
R22555	Nuevo	District 5	Garret Sauls	153.07 acres
R22557	Anza	District 3	Garret Sauls	42.12 acres
R22650	Nuevo	District 5	Amerie McGee	40 acres

Non-Development HANS				
R22419	Aguanga	District 3	Garret Sauls	80.00 acres
R22449	Lake Elsinore	District 1	Ed Sauls	197.55 acres
R22149	Temecula	District 3	N/A	118.63 acres
R22409	French Valley	District 3	Ed Sauls	40.00 acres
R22428	Hemet	District 3	Garret Sauls	240 acres
R22404	San Jacinto	District 3	Garret Sauls	161.66 acres
R22405	San Jacinto	District 3	Garret Sauls	240.49 acres
R22556	Nuevo	District 5	Garret Sauls	39.18 acres

Willing Seller				
R22512	Lake Elsinore	District 1	Garret Sauls	30.00 acres
R22446	Beaumont	District 5	Ryan Ross	150 acres
R22546	Meniffee	District 3	N/A	17.98 acres
R22461	Murrieta Valley	District 1	Garret Sauls	10.88 acres
R22551	Wildomar	District 1	Phil Percival	18.44 acres
R22553	Calimesa	District 5	Art Blaswell	117.6 acres
R22552	Hemet	District 3	Brian Bush	32.84 acres

Acquisitions

For the Months of May through July 2023

	Acre
Total ARL's As of April 30, 2023	66,671
Poto (JPR 05-01-10-01)	41
Ambient	9
Boonklun	84
Temecula West Village Donation	66
1- Tax Sale Parcel 2021 - APN 257110002	9
2- Tax Sale Parcel 2021 - APN 330160007	1
3- Tax Sale Parcel 2021 - APN 346110005	10
4- Tax Sale Parcel 2021 - APN 347350006	0.3
5- Tax Sale Parcel 2021 - APN 349460001	2
6- Tax Sale Parcel 2021 - APN 378020075	6
7- Tax Sale Parcel 2021 - APN 390260018	0.4
8- Tax Sale Parcel 2021 - APN 390280004	8
9- Tax Sale Parcel 2021 - APN 413132017	0.04
10- Tax Sale Parcel 2021 - APN 413132018	0.04
11- Tax Sale Parcel 2021 - APN 471172002	5
12- Tax Sale Parcel 2021 - APN 555280009	10
13- Tax Sale Parcel 2021 - APN 555280010	10
14- Tax Sale Parcel 2021 - APN 555280014	10
15- Tax Sale Parcel 2021 - APN 555280015	10
16- Tax Sale Parcel 2021 - APN 555280024	81
17- Tax Sale Parcel 2021 - APN 571080027	39
18- Tax Sale Parcel 2021 - APN 571470003	4
19- Tax Sale Parcel 2021 - APN 932160033	5
20- Tax Sale Parcel 2021 - APN 933150008	13
21- Tax Sale Parcel 2021 - APN 933150009	13
B Canyon 1 (Small)	39
Lakeside	443
Total	67,593

Total Conserved Lands
(including PQP) 414,593 Acres

+922 Acres

- May to July 2023 Acquisition
- MSHCP Conserved ARL (Land)
- MSHCP Conserved ARL (Conservation Easement)
- MSHCP Conserved Public/Quasi-Public Land
- Criteria Cell
- City Boundary
- MSHCP Boundary
- Water Body
- Highway



9/11/2023

0 5 10 Miles

AGENDA ITEM 6G

WESTERN RIVERSIDE COUNTY REGIONAL CONSERVATION AUTHORITY	
DATE:	October 2, 2023
TO:	Western Riverside County Regional Conservation Authority
FROM:	Jennifer Fuller, Financial Administration Manager Matthew Wallace, Deputy Director of Financial Administration
THROUGH:	Anne Mayer, Executive Director
SUBJECT:	Monthly Investment Report for May 2023

STAFF RECOMMENDATION:

This item is for the Board of Directors to receive and file the Monthly Investment Report for the month ended May 30, 2023.

BACKGROUND INFORMATION:

Per RCA Resolution No. 2023-001, an investment portfolio report shall be provided to the Board monthly. All of RCA's investments are managed by the County of Riverside Treasurer through the Riverside County Pooled Investment Fund.

The monthly investment report for May 2023, as required by state law and Board policy, reflects the investment activities resulting from available operating cash and endowments. As of May 30, 2023, RCA's cash and investments was comprised of the following:

CASH AND INVESTMENTS PORTFOLIO	AMOUNTS
Operating	\$ 97,191,218
Trust	14,231,540
Total	\$ 111,422,758

The monthly investment report includes the following information:

- Investment Portfolio Report;
- County of Riverside Investment Report for the Month Ended May 30, 2023.

RCA's investments were in full compliance with the Board's investment policy adopted on January 9, 2023. Additionally, RCA has adequate cash flows for the next six months.

FISCAL IMPACT:

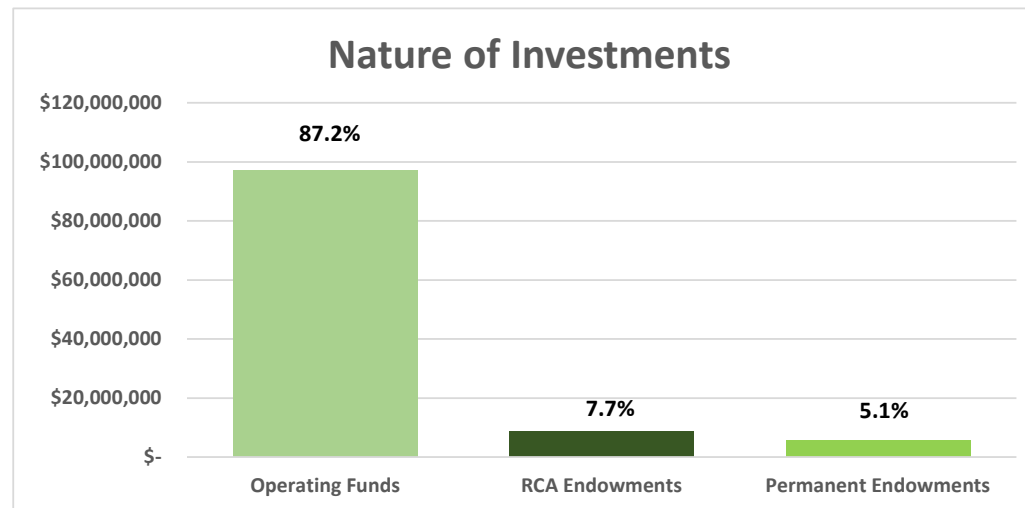
This is an information item. There is no fiscal impact.

Attachments:

- 1) Investment Portfolio Report
- 2) County of Riverside Investment Report for the Month Ended May 30, 2023

Western Riverside County Regional Conservation Authority
Investment Portfolio Report
Period Ended: May 31, 2023

	FAIR VALUE	RATING MOODY'S / FITCH	COUPON RATE	YIELD TO MATURITY
OPERATING FUNDS				
County Treasurer's Pooled Investment Fund:				
Operating Funds	\$ 97,191,218	Aaa-bf/AAAF-S1	N/A	3.72%
Subtotal Operating Funds	<u>97,191,218</u>			
FUNDS HELD IN TRUST				
County Treasurer's Pooled Investment Fund:				
RCA Endowments	8,548,480	Aaa-bf/AAAF-S1	N/A	3.72%
Permanent Endowments	5,683,060	Aaa-bf/AAAF-S1	N/A	3.72%
Subtotal Funds Held in Trust	<u>14,231,540</u>			
TOTAL All Cash and Investments	<u>\$ 111,422,758</u>			



COUNTY OF RIVERSIDE

TREASURER-TAX COLLECTOR'S

MANAGED BY

Matt Jennings

Treasurer-Tax Collector

Giovane Pizano

Assistant Treasurer

John Byerly

Chief Investment Officer

Steve Faeth

Senior Investment Officer

Isela Licea

Investment Officer


COUNTY ADMINISTRATIVE CENTER

4080 LEMON STREET,

4TH FLOOR,

RIVERSIDE, CA 92502-2205

WWW.COUNTYTREASURER.ORG



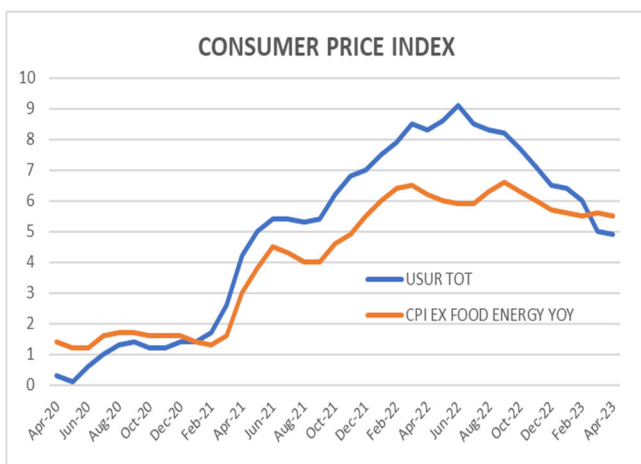
**TREASURER-TAX COLLECTOR'S
POOLED INVESTMENT FUND**

May 2023 REPORT

Is a Fed Rate Hike Pause Next?

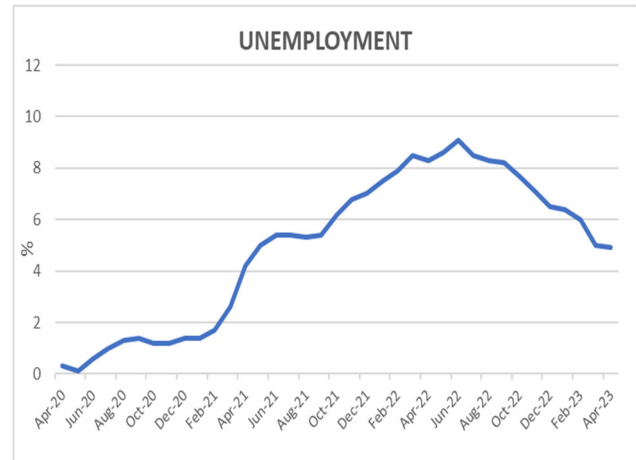
The FOMC raised the federal funds rate by 25 basis points on May 3rd, bringing the lower bound of the rate to 5.00%, up from 0.00% in March of last year. After the meeting, Fed Chairman Jerome Powell hinted towards a possible pause in rate hikes, depending on future economic data, with inflation being their primary focus. Weighing improving inflation growth rates against the strength in the economy, Fed Funds futures investors were left divided at the end of the month over expectations of another hike. As the Fed reaches its terminal rate, investors like the Treasurer-Tax Collector's Pooled Investment Fund will benefit from the current higher interest rate environment for as long as the Fed holds rates steady.

The rate of inflation seems to be normalizing, although prices remain high. One measure of inflation, the Consumer Price Index, rose 0.4% month-over-month, or 4.9% on a year-over-year (YoY) basis. While some market participants view this progress as a sign of an imminent Fed pause, others recognize this is still well above the Fed's target of 2.00% and is dog-piling on previous year's inflation growth. Indeed, April 2022 CPI rose 8.3% YoY. And April 2021 CPI, when inflation first gained steam, registered 4.2% YoY.



Strength in the labor market continues to support the Fed's ability to aggressively fight inflation. May's nonfarm payroll numbers surprised to the upside, with 253,000

jobs created. The unemployment rate fell to 3.4%, matching a 53-year low. Wage growth was strong, with average hourly earnings rising 0.5% month over month.



Housing remained resilient. Housing data continued showing stabilization in May, with some regions of the country even showing strengthening. Nationally, builder sentiment reached a 10-month high, according to the NAHB Index. Total housing starts rose 2.2% to a 1.1 million-unit pace. Permits also notched a solid gain. Riverside County is one of the bright spots in the nation. Although single family prices here are down 5.00% from a year ago, they have risen 4.00% from the recent low in January.

In Treasury market trading, the 2-year Treasury note began the month at a yield of 4.12% and ended the month at 4.40%. The 5-year Treasury note began the month at a yield of 3.63% and ended the month at 3.75%. In stocks, the Dow Jones Industrial Average began the month at 34,050 and ended the month at 33,900.

Matt Jennings

Treasurer-Tax Collector

Treasurer Tax-Collector Statement

The Treasurer's Pooled Investment Fund is comprised of contributions from the county, schools, special districts, and other discretionary depositors throughout the County of Riverside. The primary objective of the Treasurer shall be to **safeguard the principal** of the funds under the Treasurer's control, meet the **liquidity needs** of the depositor, and to maximize a **return on the funds** within the given parameters.

The Treasurer-Tax Collector and the Capital Markets team are committed to maintaining the highest credit ratings. The Treasurer's Pooled Investment Fund is currently rated **Aaa-bf** by **Moody's Investor Service** and **AAAf/S1** by **Fitch Ratings**, two of the nation's most trusted bond credit rating services.

Since its inception, the Treasurer's Pooled Investment Fund has been in **full compliance** with the Treasurer's Statement of Investment Policy, which is more restrictive than California. Government Code 53646.

PORTFOLIO SUMMARY

Month End Values \$
are Expressed in

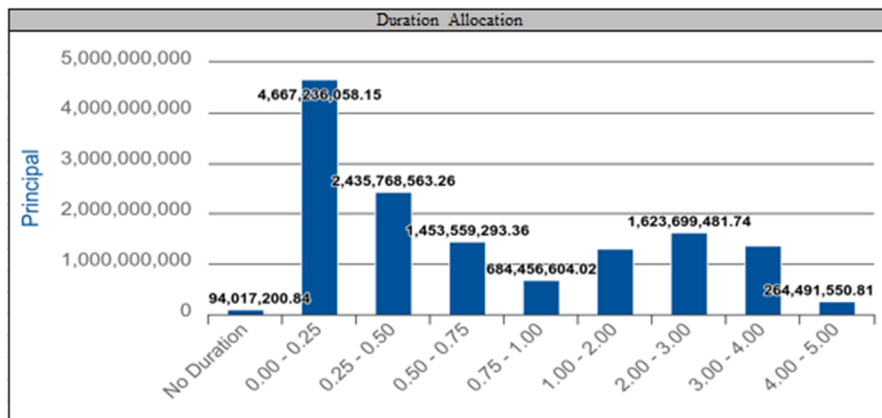
000,000	May-23	Nov-22	May-22
Principal Value	13,892.33	11,799.50	11,683.06
Market Value*	13,681.46	11,506.68	11,498.06
Book Value*	13,946.20	11,820.02	11,683.06
Unrealized Gain/Loss [†]	(264.74)	(313.34)	(189.44)
Paper Gain or Loss %	-1.898%	-2.651%	-1.662%
Yield	3.72	2.49	0.86
WAM (Yrs)	1.25	1.34	1.23

* Market values do not include accrued interest.

* Book Value is amount paid changed by amortization. Accretion, adjustments, write downs

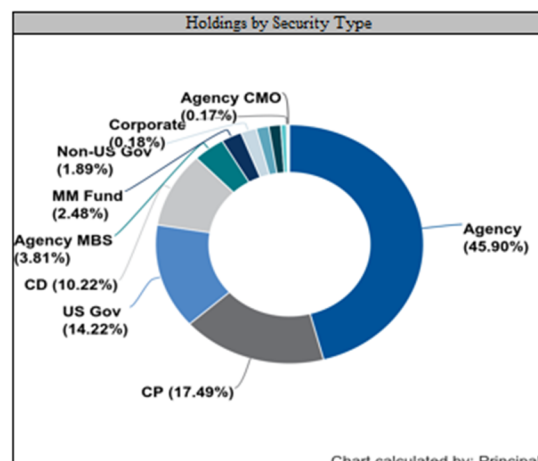
* Unrealized Gain/Loss is Market Value - Book Value

TPIF STATS



Composite Credit Ratings			
Rating	Moody's Rating	Market Value	Fitch Rating
AAA	Aaa	6,841,923,241.79	AAA
AA+	Aaa	297,158,068.93	AAA
AA	Aa2	83,401,536.85	AA
NA	NA	414,610,200.84	NA
A-1+	P-1	5,538,974,991.83	AAA
A-1	P-1	613,868,295.14	A+

Holdings by Security Type					
Security Type	Categoays to Final Maturity	Par Value	Market Price	Yield	Principal
Agency CMO	859	24,469,370.00	97.0148	4.148	24,043,664.09
Corporate	229	25,000,000.00	99.2250	4.967	24,674,750.00
Mutual Fund	---	93,213,169.12	1.0086	3.560	94,017,200.84
Repo	1	200,000,000.00	100.0000	5.030	200,000,000.00
Muni	476	212,330,000.00	97.3069	2.155	213,223,315.00
Non-US Gov	423	263,895,000.00	97.1539	2.820	262,745,432.58
MM Fund	0	344,000,000.00	1.0000	5.016	344,000,000.00
Agency MBS	1251	536,791,818.70	96.4037	4.153	528,748,336.81
CD	108	1,420,000,000.00	100.0000	5.132	1,420,000,000.00
US Gov	498	1,990,000,000.00	96.8950	2.896	1,975,655,907.38
CP	48	2,466,560,000.00	99.3528	5.057	2,429,340,937.00
Agency	651	6,432,195,250.00	96.6328	3.095	6,375,880,610.71
Total	457	14,008,454,607.82	94.5702	3.723	13,892,330,154.41



PORTFO CASHFLOWS

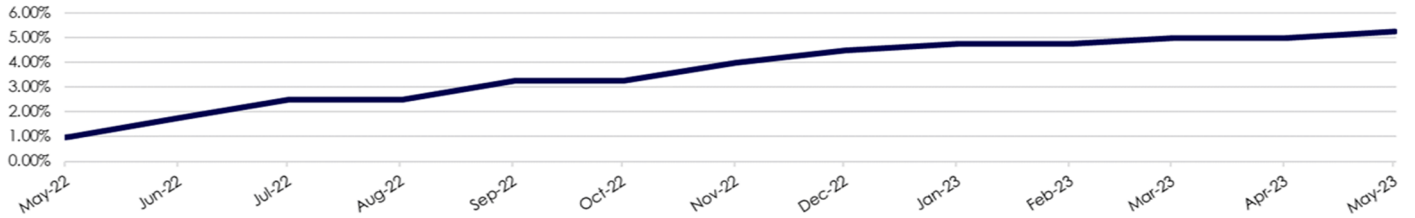
Month	Monthly Receipts	Monthly Disbursements	Difference	Required Matured Investments	Balance	Actual Investments Maturing	Available to Invest > 1 Year
05/2023					235.67		
06/2023	2,300.00	2,400.00	-100.00		135.67	3,026.65	
07/2023	1,400.00	2,100.00	-700.00	564.33	0.00	1,008.64	
08/2023	1,800.00	1,600.00	200.00		200.00	1,049.55	
09/2023	2,100.00	1,750.00	350.00		550.00	1,104.66	
10/2023	1,750.00	2,100.00	-350.00		200.00	696.94	
11/2023	1,670.00	1,800.00	-130.00		70.00	582.92	
12/2023	3,900.00	1,800.00	2100.00		2,170.00	224.20	
01/2024	1,800.00	2,800.00	-1000.00		1,170.00	620.98	
02/2024	1,600.00	2,200.00	-600.00		570.00	251.18	
03/2024	2,600.00	1,900.00	700.00		1,270.00	262.74	
04/2024	3,131.00	2,100.00	1031.00		2,301.00	199.95	
05/2024	2,300.00	3,075.25	-775.25		1,525.75	494.31	
TOTALS	26,351.00	25,625.25	725.75	564.33	10,398.09	9,522.71	13,444.12
				4.03%		67.98%	95.97%

FIXED INCOME MARKETS

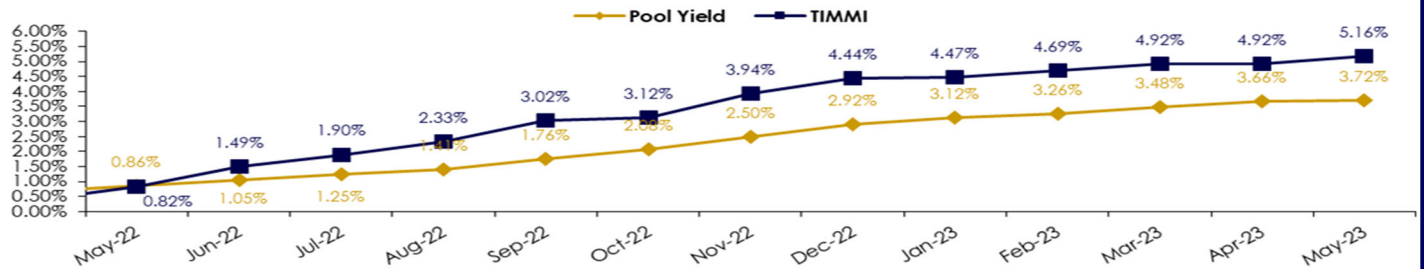
FED FUNDS UPPER LIMIT RATE

Fed Fund Rate: 5.00% to 5.25%

Next FOMC Scheduled Meeting: 06/14/2023



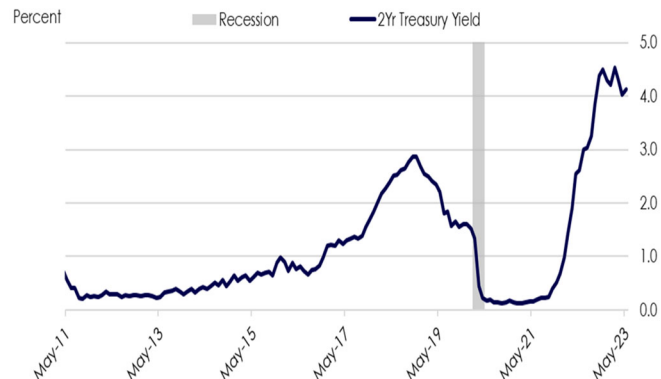
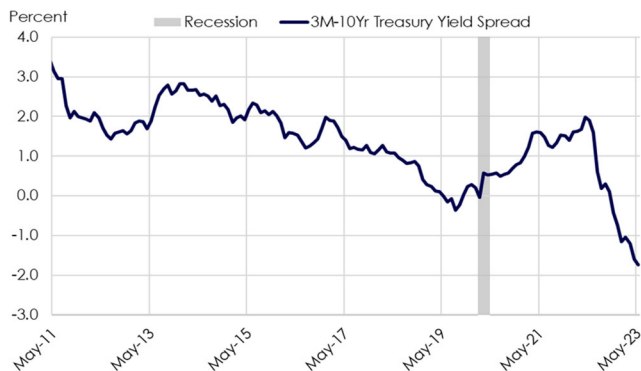
TIMMI



The Treasurer's Institutional Money Market Index (TIMMI) is a composite index of four AAA rated prime institutional money market funds.

Their average yield is compared to the yield of the Treasurer's Pooled Investment Fund in the above graph.

US Treasury Market



US Treasury Yield Curve	3 Mo	6 Mo	1 Yr	2 Yr	3 Yr	5 Yr	10 Yr	30 Yr
05/31/2023 - 05/01/2023	0.25	0.32	0.32	0.26	0.19	0.10	0.05	0.01
05/31/2023	5.52	5.46	5.18	4.40	4.04	3.74	3.64	3.85
05/01/2023	5.27	5.14	4.86	4.14	3.85	3.64	3.59	3.84

Compliance Status: Full Compliance

The Treasurer's Pooled Investment Fund was in full compliance with the County of Riverside's Treasurer's Statement of Investment Policy. The County's Statement of Investment Policy is more restrictive than California Government Code 53646. The County's Investment Policy is reviewed annually by the County of Riverside's Oversight Committee and approved by the Board of Supervisors.

Investment Category	GOVERNMENT CODE			COUNTY INVESTMENT POLICY			Actual %
	Maximum Maturity	Authorized % Limit	S&P/ Moody's	Maximum Maturity	Authorized % Limit	S&P/ Moody's	
MUNICIPAL BONDS (MUNI)	5 YEARS	NO LIMIT	NA	4 YEARS	15%	AA-/Aa3/AA-	1.35%
U.S. TREASURIES	5 YEARS	NO LIMIT	NA	5 YEARS	100%	NA	14.22%
LOCAL AGENCY OBLIGATIONS (LAO)	5 YEARS	NO LIMIT	NA	3 YEARS	2.50%	INVESTMENT GRADE	0.00%
FEDERAL AGENCIES	5 YEARS	NO LIMIT	AAA	5 YEARS	100%	NA	49.71%
COMMERCIAL PAPER (CP)	270 DAYS	40%	A1/P1	270 DAYS	40%	A1/P1/F1	17.49%
NEGOTIABLE CERTIFICATE OF DEPOSITS & COLLATERALIZED TIME DEPOSITS (NCD & TCD)	5 YEARS	30%	NA	1 YEAR	25% Combined	A1/P1/F1	10.22%
INT'L BANK FOR RECONSTRUCTION AND DEVELOPMENT AND INT'L FINANCE CORPORATION	NA	NA	NA	4 YEARS	20%	AA/Aa/AA	1.89%
REPURCHASE AGREEMENTS (REPO)	1 YEARS	NO LIMIT	NA	45 DAYS	40% max, 25% in term repo over 7 days	A1/P1/F1	1.44%
REVERSE REPOS	92 DAYS	20%	NA	60 DAYS	10%	NA	0.00%
MEDIUM TERM NOTES (MTNO)	5 YEARS	30%	A	3 YEARS	20%	A/A2/A	0.16%
CALTRUST SHORT TERM FUND	NA	NA	NA	DAILY LIQUIDITY	1.00%	NA	0.67%
MONEY MARKET MUTUAL FUNDS (MMF)	60 DAYS ⁽¹⁾	20%	AAA/Aaa ⁽²⁾	DAILY LIQUIDITY	20%	AAA by 2 Of 3 RATINGS AGC.	2.48%
LOCAL AGENCY INVESTMENT FUND (LAIF)	NA	NA	NA	DAILY LIQUIDITY	Max \$50 million	NA	0.00%
CASH/DEPOSIT ACCOUNT	NA	NA	NA	NA	NA	NA	0.00%

Agency

AGCY BOND

Cusip	Description	Yield	Market Price	Final Maturity	Par Value	Market Value	Book Value	Net Unrealized Gain/Loss
3134GXEX8	FEDERAL HOME LOAN MORTGAGE CORP	0.260	99.9854	06/01/2023	10,000,000.00	9,998,540.00	10,000,000.00	(1,460.00)
3134GXEX8	FEDERAL HOME LOAN MORTGAGE CORP	0.256	99.9854	06/01/2023	10,000,000.00	9,998,540.00	10,000,000.00	(1,460.00)
3134GXEX8	FEDERAL HOME LOAN MORTGAGE CORP	0.270	99.9854	06/01/2023	10,000,000.00	9,998,540.00	10,000,000.00	(1,460.00)
3130AS5B1	FEDERAL HOME LOAN BANKS	2.201	99.9321	06/09/2023	10,000,000.00	9,993,210.00	10,000,000.00	(6,790.00)
3130AS4G1	FEDERAL HOME LOAN BANKS	2.289	99.9399	06/09/2023	10,000,000.00	9,993,990.00	10,000,000.00	(6,010.00)
3130AS4T3	FEDERAL HOME LOAN BANKS	2.325	99.9198	06/12/2023	10,000,000.00	9,991,980.00	10,000,000.00	(8,020.00)
3133EMK6G	FEDERAL FARM CREDIT BANKS FUNDING CORP	0.200	99.7982	06/15/2023	15,000,000.00	14,969,730.00	15,000,000.00	(30,270.00)
3130AUNE0	FEDERAL HOME LOAN BANKS	4.780	99.9612	06/26/2023	15,000,000.00	14,994,180.00	15,000,000.00	(5,820.00)
3130AUNE0	FEDERAL HOME LOAN BANKS	4.780	99.9612	06/26/2023	10,000,000.00	9,996,120.00	10,000,000.00	(3,880.00)
3130ATEU7	FEDERAL HOME LOAN BANKS	4.017	99.8968	06/29/2023	25,000,000.00	24,974,200.00	25,000,000.00	(25,800.00)
3134GXHH0	FEDERAL HOME LOAN MORTGAGE CORP	0.220	99.5959	06/30/2023	10,000,000.00	9,959,590.00	10,000,000.00	(40,410.00)
3132X03B5	FEDERAL AGRICULTURAL MORTGAGE CORP	2.960	99.8022	06/30/2023	10,000,000.00	9,980,220.00	9,999,159.46	(18,939.46)
3130AAQ06	FEDERAL HOME LOAN BANKS	0.500	99.6178	06/30/2023	50,000,000.00	49,808,900.00	50,000,000.00	(191,100.00)
3130AQ7C1	FEDERAL HOME LOAN BANKS	0.500	99.6178	06/30/2023	50,000,000.00	49,808,900.00	50,000,000.00	(191,100.00)
3130ATLN5	FEDERAL HOME LOAN BANKS	4.308	99.8363	07/27/2023	25,000,000.00	24,959,075.00	25,000,000.00	(40,925.00)
3133EL3E2	FEDERAL FARM CREDIT BANKS FUNDING CORP	0.320	99.0356	08/10/2023	15,945,000.00	15,791,226.42	15,945,000.00	(153,773.58)
3130ATRJ8	FEDERAL HOME LOAN BANKS	4.680	99.8525	08/15/2023	25,000,000.00	24,963,125.00	24,998,919.49	(35,794.49)
3130ATY24	FEDERAL HOME LOAN BANKS	4.840	99.8885	08/15/2023	50,000,000.00	49,944,250.00	50,000,000.00	(55,750.00)
3136G4K51	FEDERAL NATIONAL MORTGAGE ASSOCIATION	0.310	98.9566	08/17/2023	15,000,000.00	14,843,490.00	15,000,000.00	(156,510.00)
3135G0U43	FEDERAL NATIONAL MORTGAGE ASSOCIATION	2.345	99.3019	09/12/2023	30,000,000.00	29,790,570.00	30,043,325.57	(252,755.57)
3130ATEZ6	FEDERAL HOME LOAN BANKS	4.200	99.6159	09/20/2023	15,000,000.00	14,942,385.00	15,000,000.00	(57,615.00)
3133EML02	FEDERAL FARM CREDIT BANKS FUNDING CORP	0.190	98.4057	09/22/2023	10,000,000.00	9,840,570.00	10,000,000.00	(159,430.00)
3130ATBH9	FEDERAL HOME LOAN BANKS	3.700	99.4349	09/27/2023	20,000,000.00	19,886,980.00	20,000,000.00	(113,020.00)
3130ASLE7	FEDERAL HOME LOAN BANKS	3.203	99.2658	09/29/2023	25,000,000.00	24,816,450.00	25,000,000.00	(183,550.00)
3130ATE52	FEDERAL HOME LOAN BANKS	4.200	99.5848	09/29/2023	50,000,000.00	49,792,400.00	50,000,000.00	(207,600.00)
3133EJD48	FEDERAL FARM CREDIT BANKS FUNDING CORP	3.092	99.2197	10/02/2023	10,000,000.00	9,921,970.00	9,998,603.94	(76,633.94)
3133EMDM1	FEDERAL FARM CREDIT BANKS FUNDING CORP	0.270	98.0250	10/20/2023	10,000,000.00	9,802,500.00	10,000,000.00	(197,500.00)
3130AUH23	FEDERAL HOME LOAN BANKS	5.011	99.8364	10/27/2023	25,000,000.00	24,959,100.00	25,000,000.00	(40,900.00)
3130AUYV0	FEDERAL HOME LOAN BANKS	5.047	99.8292	11/01/2023	25,000,000.00	24,957,300.00	24,996,293.60	(38,993.60)
3137EAEZ8	FEDERAL HOME LOAN MORTGAGE CORP	0.280	97.8340	11/06/2023	10,000,000.00	9,783,400.00	9,998,701.04	(215,301.04)
313588NY7	FEDERAL NATIONAL MORTGAGE ASSOCIATION	5.111	97.6735	11/07/2023	15,000,000.00	14,651,025.00	14,673,056.25	(22,031.25)
3130AUBB8	FEDERAL HOME LOAN BANKS	5.010	99.8316	11/08/2023	50,000,000.00	49,915,800.00	50,000,000.00	(84,200.00)
3135G0F65	FEDERAL NATIONAL MORTGAGE ASSOCIATION	0.310	97.6620	11/16/2023	5,000,000.00	4,883,100.00	5,000,000.00	(116,900.00)
3134GXLB7	FEDERAL HOME LOAN MORTGAGE CORP	0.325	97.7157	11/16/2023	15,000,000.00	14,657,355.00	14,998,271.98	(340,916.98)
3135GA3N9	FEDERAL NATIONAL MORTGAGE ASSOCIATION	0.300	97.6576	11/16/2023	10,000,000.00	9,765,760.00	10,000,000.00	(234,240.00)
3133EN2T6	FEDERAL FARM CREDIT BANKS FUNDING CORP	4.800	99.6322	11/21/2023	15,000,000.00	14,944,830.00	14,996,569.20	(51,739.20)
3134GXCA0	FEDERAL HOME LOAN MORTGAGE CORP	0.328	97.5553	11/24/2023	10,710,000.00	10,448,172.63	10,709,565.58	(261,392.95)
3134GXCA0	FEDERAL HOME LOAN MORTGAGE CORP	0.328	97.5553	11/24/2023	10,000,000.00	9,755,530.00	9,999,597.71	(244,067.71)
3130APXH3	FEDERAL HOME LOAN BANKS	2.589	97.7420	11/27/2023	20,000,000.00	19,548,400.00	19,829,477.23	(281,077.23)
3133EMHL9	FEDERAL FARM CREDIT BANKS FUNDING CORP	0.310	97.4676	11/30/2023	10,000,000.00	9,746,760.00	10,000,000.00	(253,240.00)
3133EMQ06	FEDERAL FARM CREDIT BANKS FUNDING CORP	0.253	97.3499	12/08/2023	9,931,000.00	9,667,818.57	9,931,007.27	(263,188.70)
3133EMKW1	FEDERAL FARM CREDIT BANKS FUNDING CORP	0.235	97.1448	12/21/2023	20,000,000.00	19,428,960.00	19,997,208.45	(568,248.45)
3133EMKW1	FEDERAL FARM CREDIT BANKS FUNDING CORP	0.235	97.1448	12/21/2023	10,000,000.00	9,714,480.00	9,998,608.05	(284,128.05)
3130AKKP0	FEDERAL HOME LOAN BANKS	0.235	97.1209	12/22/2023	15,000,000.00	14,568,135.00	14,996,244.34	(428,109.34)
3130AQF57	FEDERAL HOME LOAN BANKS	0.736	97.3887	12/22/2023	25,000,000.00	24,347,175.00	24,984,630.14	(637,455.14)
3130AUE67	FEDERAL HOME LOAN BANKS	4.838	99.6148	12/27/2023	25,000,000.00	24,903,700.00	24,987,765.15	(84,065.15)
3130AKL79	FEDERAL HOME LOAN BANKS	0.250	97.0759	12/28/2023	10,000,000.00	9,707,590.00	10,000,000.00	(292,410.00)
3133EML77	FEDERAL FARM CREDIT BANKS FUNDING CORP	0.235	97.0536	12/28/2023	15,000,000.00	14,558,040.00	14,997,836.14	(439,796.14)
3133EML77	FEDERAL FARM CREDIT BANKS FUNDING CORP	0.244	97.0536	12/28/2023	10,000,000.00	9,705,360.00	9,998,055.22	(292,695.22)
3130ASKB4	FEDERAL HOME LOAN BANKS	3.350	98.8000	12/29/2023	25,000,000.00	24,700,000.00	25,000,000.00	(300,000.00)
3133EN5M8	FEDERAL FARM CREDIT BANKS FUNDING CORP	4.875	99.6692	01/10/2024	25,000,000.00	24,917,300.00	25,000,000.00	(82,700.00)
3130AUM92	FEDERAL HOME LOAN BANKS	4.847	99.5847	01/19/2024	25,000,000.00	24,896,175.00	24,985,078.90	(88,903.90)
3134GWCW6	FEDERAL HOME LOAN MORTGAGE CORP	0.420	96.8636	01/24/2024	15,000,000.00	14,529,540.00	15,000,000.00	(470,460.00)
3130AUCQ1	FEDERAL HOME LOAN BANKS	4.875	99.6448	01/30/2024	25,000,000.00	24,911,200.00	25,000,000.00	(88,800.00)
3130AUCQ1	FEDERAL HOME LOAN BANKS	4.875	99.6448	01/30/2024	25,000,000.00	24,911,200.00	25,000,000.00	(88,800.00)
3130AURR7	FEDERAL HOME LOAN BANKS	5.101	99.5674	02/02/2024	25,755,000.00	25,643,583.87	25,695,962.52	(52,378.65)
3130AUM92	FEDERAL HOME LOAN BANKS	5.100	99.7919	02/21/2024	50,000,000.00	49,895,950.00	50,000,000.00	(104,050.00)
3135GA5A5	FEDERAL NATIONAL MORTGAGE ASSOCIATION	0.350	96.2877	02/23/2024	20,000,000.00	19,257,540.00	20,000,000.00	(742,460.00)
3130AULM2	FEDERAL HOME LOAN BANKS	5.058	99.6665	02/27/2024	50,000,000.00	49,833,250.00	50,000,000.00	(166,750.00)
3133ELJN9	FEDERAL FARM CREDIT BANKS FUNDING CORP	1.542	97.1384	02/28/2024	5,000,000.00	4,856,920.00	5,000,000.00	(143,080.00)
3136G4Z97	FEDERAL NATIONAL MORTGAGE ASSOCIATION	0.375	96.2545	02/28/2024	10,000,000.00	9,625,450.00	10,000,000.00	(374,550.00)
3130ARHG9	FEDERAL HOME LOAN BANKS	2.180	97.6683	02/28/2024	7,000,000.00	6,836,781.00	6,996,921.19	(160,140.19)
3133EPCB9	FEDERAL FARM CREDIT BANKS FUNDING CORP	5.116	99.8329	02/28/2024	25,000,000.00	24,958,225.00	24,996,460.27	(38,235.27)
3130AVJ11	FEDERAL HOME LOAN BANKS	5.337	99.9134	03/06/2024	50,000,000.00	49,956,700.00	49,967,983.61	(11,283.61)
3133ENRR3	FEDERAL FARM CREDIT BANKS FUNDING CORP	1.764	97.1775	03/14/2024	20,000,000.00	19,435,500.00	19,978,641.86	(543,141.86)
3133EMTW2	FEDERAL FARM CREDIT BANKS FUNDING CORP	0.307	96.1197	03/18/2024	25,000,000.00	24,029,925.00	24,998,575.63	(968,650.63)
3130AKKF2	FEDERAL HOME LOAN BANKS	0.279	95.8139	03/28/2024	15,000,000.00	14,372,085.00	14,998,854.85	(626,769.85)
3130AKKF2	FEDERAL HOME LOAN BANKS	0.270	95.8139	03/28/2024	10,000,000.00	9,581,390.00	10,000,000.00	(418,610.00)
3130AKKF2	FEDERAL HOME LOAN BANKS	0.270	95.8139	03/28/2024	15,000,000.00	14,372,085.00	15,000,000.00	(627,915.00)
3136G43W1	FEDERAL NATIONAL MORTGAGE ASSOCIATION	0.320	95.8335	03/28/2024	10,000,000.00	9,585,350.00	10,000,000.00	(414,650.00)
3130ARF55	FEDERAL HOME LOAN BANKS	2.000	97.2730	03/28/2024	10,000,000.00	9,727,300.00	10,000,000.00	(272,700.00)
3130AVFY3	FEDERAL HOME LOAN BANKS	5.150	99.7063	03/28/2024	50,000,000.00	49,853,150.00	50,000,000.00	(146,850.00)
3130AVBR2	FEDERAL HOME LOAN BANKS	5.514	99.8674	04/01/2024	20,000,000.00	19,973,480.00	20,000,000.00	(26,520.00)
3133EMVD1	FEDERAL FARM CREDIT BANKS FUNDING CORP	0.330	95.7672	04/05/2024	10,000,000.00	9,576,720.00	10,000,000.00	(423,280.00)
3130ALTJ3	FEDERAL HOME LOAN BANKS	0.375	95.7690	04/08/2024	10,000,000.00	9,576,900.00	10,000,000.00	(423,100.00)
3130AVKY7	FEDERAL HOME LOAN BANKS	5.000	99.7055	04/10/2024	15,000,000.00	14,955,825.00	15,000,000.00	(44,175.00)
3135GAGD7	FEDERAL NATIONAL MORTGAGE ASSOCIATION	5.100	99.6629	04/11/2024	15,000,000.00	14,949,435.00	15,000,000.00	(50,565.00)
3133ENUS7	FEDERAL FARM CREDIT BANKS FUNDING CORP	2.580	97.6055	04/18/2024	10,000,000.00	9,760,550.00	10,000,000.00	(239,450.00)
3133ENUS7	FEDERAL FARM CREDIT BANKS FUNDING CORP	2.721	97.6055	04/18/2024	10,520,000.00	10,268,098.00	10,507,332.29	(239,233.69)
3135GAGQ8	FEDERAL NATIONAL MORTGAGE ASSOCIATION	5.050	99.6073	04/19/2024	15,000,000.00	14,941,095.00	15,000,000.00	(58,905.00)
3130AVPN6	FEDERAL HOME LOAN BANKS	5.120	99.6882	04/26/2024	10,000,000.00	9,968,820.00	10,000,000.00	(31,180.00)
3134GWA10	FEDERAL HOME LOAN MORTGAGE CORP	0.500	95.6364	04/29/2024	15,000,000.00	14,345,460.00	15,000,000.00	(654,540.00)
3130AWBC3	FEDERAL HOME LOAN BANKS	5.210	99.9154	05/01/2024	50,000,000.00	49,957,700.00	50,000,000.00	(42,300.00)
3135GA2P5	FEDERAL NATIONAL MORTGAGE ASSOCIATION	0.356	95.4587	05/03/2024	3,500,000.00	3,341,054.50	3,499,814.22	(158,759.72)
3130AVKR2	FEDERAL HOME LOAN BANKS	5.174	99.6837	05/03/2024	15,000,000.00	14,952,555.00	15,000,000.00	(47,445.00)
3130AVMG4	FEDERAL HOME LOAN BANKS	5.284	99.7049	05/06/2024	50,000,000.00	49,852,450.00	50,000,000.00	(147,550.00)
3130AW3N8	FEDERAL HOME LOAN BANKS	4.751	99.4983	05/08/2024	15,000,000.00	14,924,745.00	15,000,000.00	(75,255.00)
3130AVM74	FEDERAL HOME LOAN BANKS	4.383	99.1463	05/15/2024	15,000,000.00	14,871,945.00	15,000,000.00	(128,055.00)
3130AVM90	FEDERAL HOME LOAN BANKS	4.388	99.0727	05/15/2024	15,000,000.00	14,860,905.00	14,988,250.62	(127,345.62)
3130AVZU9	FEDERAL HOME LOAN BANKS	4.750	99.486					

3134GYFM9	FEDERAL HOME LOAN MORTGAGE CORP	5.050	99.4119	08/01/2024	15,000,000.00	14,911,785.00	15,000,000.00	(88,215.00)
3136G4J38	FEDERAL NATIONAL MORTGAGE ASSOCIATION	0.410	94.3630	08/12/2024	15,000,000.00	14,154,450.00	15,000,000.00	(845,550.00)
3133EL4J0	FEDERAL FARM CREDIT BANKS FUNDING CORP	2.882	94.3597	08/19/2024	10,000,000.00	9,435,970.00	9,717,922.35	(281,952.35)
3136G4P31	FEDERAL NATIONAL MORTGAGE ASSOCIATION	0.450	94.3365	08/19/2024	3,701,000.00	3,491,393.87	3,701,000.00	(209,606.14)
3135GA4R9	FEDERAL NATIONAL MORTGAGE ASSOCIATION	0.420	94.2604	08/23/2024	15,000,000.00	14,139,060.00	15,000,000.00	(860,940.00)
3133EL5S9	FEDERAL FARM CREDIT BANKS FUNDING CORP	2.905	94.2104	09/03/2024	10,000,000.00	9,421,040.00	9,707,408.09	(286,368.09)
3133EKQ47	FEDERAL FARM CREDIT BANKS FUNDING CORP	1.693	96.4704	09/10/2024	2,064,000.00	1,991,149.06	2,073,886.02	(82,736.96)
3134GWN85	FEDERAL HOME LOAN MORTGAGE CORP	0.450	94.1103	09/10/2024	10,000,000.00	9,411,030.00	10,000,000.00	(588,970.00)
3134GWL79	FEDERAL HOME LOAN MORTGAGE CORP	0.400	94.0497	09/10/2024	10,000,000.00	9,404,970.00	10,000,000.00	(595,030.00)
3134GWL79	FEDERAL HOME LOAN MORTGAGE CORP	0.400	94.0497	09/10/2024	10,000,000.00	9,404,970.00	10,000,000.00	(595,030.00)
3134GWN44	FEDERAL HOME LOAN MORTGAGE CORP	0.450	94.1012	09/11/2024	10,000,000.00	9,410,120.00	10,000,000.00	(589,880.00)
3136G43H4	FEDERAL NATIONAL MORTGAGE ASSOCIATION	0.400	93.9938	09/16/2024	10,000,000.00	9,399,380.00	10,000,000.00	(600,620.00)
3133EKP75	FEDERAL FARM CREDIT BANKS FUNDING CORP	1.671	95.8485	09/17/2024	6,128,000.00	5,873,596.08	6,122,544.01	(248,947.93)
3134GXVM3	FEDERAL HOME LOAN MORTGAGE CORP	3.001	97.2823	09/23/2024	15,000,000.00	14,592,345.00	15,000,000.00	(407,655.00)
3130ANX88	FEDERAL HOME LOAN BANKS	0.500	94.0176	09/27/2024	10,000,000.00	9,401,760.00	10,000,000.00	(598,240.00)
3130ALHT7	FEDERAL HOME LOAN BANKS	0.510	94.0397	09/30/2024	25,000,000.00	23,509,925.00	25,000,000.00	(1,490,075.00)
3130APBH7	FEDERAL HOME LOAN BANKS	0.590	94.1156	09/30/2024	20,000,000.00	18,823,120.00	19,994,667.88	(1,171,547.88)
3130ARMT5	FEDERAL HOME LOAN BANKS	2.838	96.8690	10/25/2024	10,000,000.00	9,686,900.00	9,994,947.37	(308,047.37)
3135G0GE8	FEDERAL NATIONAL MORTGAGE ASSOCIATION	0.420	93.3709	11/18/2024	10,000,000.00	9,337,090.00	10,000,000.00	(662,910.00)
3130ALF25	FEDERAL HOME LOAN BANKS	0.400	93.2684	11/26/2024	5,000,000.00	4,663,420.00	5,000,000.00	(336,580.00)
3130AK3T1	FEDERAL HOME LOAN BANKS	0.500	93.3559	12/09/2024	10,000,000.00	9,335,590.00	10,000,000.00	(664,410.00)
3133ENGNA	FEDERAL FARM CREDIT BANKS FUNDING CORP	0.970	94.0339	12/09/2024	10,000,000.00	9,403,390.00	10,000,000.00	(596,610.00)
3130ANR88	FEDERAL HOME LOAN BANKS	0.553	93.3644	12/17/2024	10,000,000.00	9,336,440.00	9,999,524.01	(663,084.01)
3133EMLP5	FEDERAL FARM CREDIT BANKS FUNDING CORP	0.320	92.9200	12/23/2024	5,000,000.00	4,646,000.00	5,000,000.00	(354,000.00)
3133EMLP5	FEDERAL FARM CREDIT BANKS FUNDING CORP	0.320	92.9200	12/23/2024	15,000,000.00	13,938,000.00	15,000,000.00	(1,062,000.00)
3133EMLP5	FEDERAL FARM CREDIT BANKS FUNDING CORP	0.339	92.9200	12/23/2024	10,000,000.00	9,292,000.00	9,997,056.41	(705,056.41)
3133ENK58	FEDERAL FARM CREDIT BANKS FUNDING CORP	1.202	94.5467	01/06/2025	5,000,000.00	4,727,335.00	4,993,967.69	(266,632.69)
3135G0X24	FEDERAL NATIONAL MORTGAGE ASSOCIATION	1.098	95.2843	01/07/2025	10,000,000.00	9,528,430.00	10,082,685.62	(554,255.62)
3134GWE79	FEDERAL HOME LOAN MORTGAGE CORP	0.510	93.3052	01/29/2025	15,000,000.00	13,995,780.00	15,000,000.00	(1,004,220.00)
3133ENPY0	FEDERAL FARM CREDIT BANKS FUNDING CORP	1.764	95.1756	02/25/2025	5,000,000.00	4,758,780.00	4,998,841.24	(240,061.24)
3133EMSC7	FEDERAL FARM CREDIT BANKS FUNDING CORP	0.512	92.7116	03/03/2025	10,000,000.00	9,271,160.00	9,994,511.65	(723,351.65)
3133EMSC7	FEDERAL FARM CREDIT BANKS FUNDING CORP	0.480	92.7116	03/03/2025	5,000,000.00	4,635,580.00	5,000,000.00	(364,420.00)
3130AR4V0	FEDERAL HOME LOAN BANKS	2.150	95.3423	03/14/2025	5,000,000.00	4,767,115.00	5,000,000.00	(232,885.00)
3130AR4G3	FEDERAL HOME LOAN BANKS	4.264	95.9804	03/14/2025	3,500,000.00	3,359,314.00	3,380,152.23	(20,838.23)
3130ALLP7	FEDERAL HOME LOAN BANKS	0.688	92.8466	03/17/2025	15,000,000.00	13,926,990.00	14,989,849.70	(1,062,859.70)
3130ALLP7	FEDERAL HOME LOAN BANKS	0.701	92.8466	03/17/2025	25,000,000.00	23,211,650.00	24,977,224.33	(1,765,574.33)
3130ALN34	FEDERAL HOME LOAN BANKS	0.700	92.8826	03/24/2025	10,000,000.00	9,288,260.00	10,000,000.00	(711,740.00)
3134GWT22	FEDERAL HOME LOAN MORTGAGE CORP	0.475	92.4983	03/24/2025	15,000,000.00	13,874,745.00	15,000,000.00	(1,125,255.00)
3130ALNK6	FEDERAL HOME LOAN BANKS	0.625	92.7475	03/25/2025	10,000,000.00	9,274,750.00	10,000,000.00	(725,250.00)
3130ALKF0	FEDERAL HOME LOAN BANKS	0.625	92.7475	03/25/2025	10,000,000.00	9,274,750.00	10,000,000.00	(725,250.00)
3130ALKF0	FEDERAL HOME LOAN BANKS	0.625	92.7475	03/25/2025	10,000,000.00	9,274,750.00	10,000,000.00	(725,250.00)
3130AR7D7	FEDERAL HOME LOAN BANKS	2.050	95.1516	03/25/2025	5,000,000.00	4,757,580.00	5,000,000.00	(242,420.00)
3134GWP26	FEDERAL HOME LOAN MORTGAGE CORP	0.500	92.5113	03/28/2025	10,000,000.00	9,251,130.00	10,000,000.00	(748,870.00)
3133EMUP5	FEDERAL FARM CREDIT BANKS FUNDING CORP	0.710	92.8427	04/01/2025	10,000,000.00	9,284,270.00	10,000,000.00	(715,730.00)
3133EMUP5	FEDERAL FARM CREDIT BANKS FUNDING CORP	0.710	92.8427	04/01/2025	10,000,000.00	9,284,270.00	10,000,000.00	(715,730.00)
3130ALWL4	FEDERAL HOME LOAN BANKS	0.720	92.8119	04/08/2025	15,000,000.00	13,921,785.00	15,000,000.00	(1,078,215.00)
3130ALDX9	FEDERAL HOME LOAN BANKS	0.500	92.1307	05/23/2025	14,750,000.00	13,589,278.25	14,750,000.00	(1,160,721.75)
3134GVRV2	FEDERAL HOME LOAN MORTGAGE CORP	0.750	92.5687	05/27/2025	10,000,000.00	9,256,870.00	10,000,000.00	(743,130.00)
3134GVVW6	FEDERAL HOME LOAN MORTGAGE CORP	0.730	92.5246	05/28/2025	5,000,000.00	4,626,230.00	5,000,000.00	(373,770.00)
3134GVVW6	FEDERAL HOME LOAN MORTGAGE CORP	0.730	92.5246	05/28/2025	10,000,000.00	9,252,460.00	10,000,000.00	(747,540.00)
3134GVB31	FEDERAL HOME LOAN MORTGAGE CORP	0.760	92.5620	05/28/2025	15,000,000.00	13,884,300.00	14,997,002.02	(1,112,702.02)
3130ARSC6	FEDERAL HOME LOAN BANKS	2.900	96.3028	05/29/2025	10,000,000.00	9,630,280.00	10,000,000.00	(369,720.00)
3134GVE95	FEDERAL HOME LOAN MORTGAGE CORP	0.650	92.6577	06/09/2025	15,000,000.00	13,898,655.00	15,000,000.00	(1,101,345.00)
3133ELH80	FEDERAL FARM CREDIT BANKS FUNDING CORP	0.680	92.3017	06/10/2025	5,025,000.00	4,638,160.43	5,025,000.00	(386,839.58)
3134GWP91	FEDERAL HOME LOAN MORTGAGE CORP	0.500	91.9143	06/16/2025	5,000,000.00	4,595,715.00	5,000,000.00	(404,285.00)
3130ALHZ0	FEDERAL HOME LOAN BANKS	0.530	91.9571	06/18/2025	10,000,000.00	9,195,710.00	10,000,000.00	(804,290.00)
3135GAZA2	FEDERAL NATIONAL MORTGAGE ASSOCIATION	0.500	91.8543	06/24/2025	10,000,000.00	9,185,430.00	10,000,000.00	(814,570.00)
3134GXYR9	FEDERAL HOME LOAN MORTGAGE CORP	3.560	97.1632	06/27/2025	10,000,000.00	9,716,320.00	10,000,000.00	(283,680.00)
3136G4XK4	FEDERAL NATIONAL MORTGAGE ASSOCIATION	0.650	92.1576	06/30/2025	5,000,000.00	4,607,880.00	5,000,000.00	(392,120.00)
3130ALU93	FEDERAL HOME LOAN BANKS	0.750	92.3527	06/30/2025	10,000,000.00	9,235,270.00	10,000,000.00	(764,730.00)
3136G4XZ1	FEDERAL NATIONAL MORTGAGE ASSOCIATION	0.740	92.3330	06/30/2025	5,000,000.00	4,616,650.00	5,000,000.00	(383,350.00)
3136G4XR9	FEDERAL NATIONAL MORTGAGE ASSOCIATION	0.740	92.2851	07/07/2025	14,900,000.00	13,750,479.90	14,900,000.00	(1,149,520.10)
3136G4YU1	FEDERAL NATIONAL MORTGAGE ASSOCIATION	0.730	92.2106	07/15/2025	15,000,000.00	13,831,590.00	15,000,000.00	(1,168,410.00)
3136G4C27	FEDERAL NATIONAL MORTGAGE ASSOCIATION	0.700	92.0543	07/29/2025	15,000,000.00	13,808,145.00	15,000,000.00	(1,191,855.00)
3136G4D75	FEDERAL NATIONAL MORTGAGE ASSOCIATION	0.600	91.8521	07/29/2025	10,000,000.00	9,185,210.00	10,000,000.00	(814,790.00)
3136G4F32	FEDERAL NATIONAL MORTGAGE ASSOCIATION	0.600	91.8521	07/29/2025	10,000,000.00	9,185,210.00	10,000,000.00	(814,790.00)
3136G4B77	FEDERAL NATIONAL MORTGAGE ASSOCIATION	0.700	91.9721	08/04/2025	10,000,000.00	9,197,210.00	10,000,000.00	(802,790.00)
3136G4B77	FEDERAL NATIONAL MORTGAGE ASSOCIATION	0.700	91.9721	08/04/2025	15,000,000.00	13,795,815.00	15,000,000.00	(1,204,185.00)
3133EPK42	FEDERAL FARM CREDIT BANKS FUNDING CORP	4.019	99.5111	08/18/2025	10,000,000.00	9,915,110.00	9,996,559.54	(81,449.54)
3136G4H63	FEDERAL NATIONAL MORTGAGE ASSOCIATION	0.550	91.5574	08/19/2025	15,000,000.00	13,733,610.00	15,000,000.00	(1,266,390.00)
3134GWLW4	FEDERAL HOME LOAN MORTGAGE CORP	0.625	91.7211	08/19/2025	10,000,000.00	9,172,110.00	10,000,000.00	(827,890.00)
3130ALFN9	FEDERAL HOME LOAN BANKS	0.550	91.5138	08/25/2025	5,000,000.00	4,575,690.00	5,000,000.00	(424,310.00)
3136G4X40	FEDERAL NATIONAL MORTGAGE ASSOCIATION	0.600	91.6109	08/26/2025	10,000,000.00	9,161,090.00	10,000,000.00	(838,910.00)
3136G42F9	FEDERAL NATIONAL MORTGAGE ASSOCIATION	0.625	91.6561	08/27/2025	5,000,000.00	4,582,805.00	5,000,000.00	(417,195.00)
3136G4Q97	FEDERAL NATIONAL MORTGAGE ASSOCIATION	0.650	91.7084	08/27/2025	8,650,000.00	7,932,776.60	8,650,000.00	(717,223.40)
3134GWL38	FEDERAL HOME LOAN MORTGAGE CORP	0.540	91.3360	09/15/2025	10,000,000.00	9,133,600.00	10,000,000.00	(866,400.00)
3134GWL38	FEDERAL HOME LOAN MORTGAGE CORP	0.540	91.3360	09/15/2025	15,000,000.00	13,700,400.00	15,000,000.00	(1,299,600.00)
3137EAXE3	FEDERAL HOME LOAN MORTGAGE CORP	0.497	91.2899	09/23/2025	10,000,000.00	9,128,990.00	9,972,114.93	(843,124.93)
3134GWTG1	FEDERAL HOME LOAN MORTGAGE CORP	0.600	91.3345	09/30/2025	5,000,000.00	4,566,725.00	5,000,000.00	(433,275.00)
3135G0G66	FEDERAL NATIONAL MORTGAGE ASSOCIATION	0.580	91.1449	10/20/2025	10,000,000.00	9,114,490.00	10,000,000.00	(885,510.00)
3135G0G66	FEDERAL NATIONAL MORTGAGE ASSOCIATION	0.580	91.1449	10/20/2025	10,000,000.00	9,114,490.00	9,998,312.74	(883,822.74)
3134GWZV1	FEDERAL HOME LOAN MORTGAGE CORP	1.238	91.2863	10/22/2025	15,000,000.00	13,692,945.00	14,794,432.42	(1,101,487.42)
3136G45C3	FEDERAL NATIONAL MORTGAGE ASSOCIATION	0.540	91.0043	10/27/2025	10,000,000.00	9,100,430.00	10,000,000.00	(899,570.00)
3134GW3X2	FEDERAL HOME LOAN MORTGAGE CORP	0.625	91.1947	10/27/2025	10,000,000.00	9,119,470.00	10,000,000.00	(880,530.00)
3134GW3Z7	FEDERAL HOME LOAN MORTGAGE CORP	0.600	91.1314	10/28/2025	10,000,000.00	9,113,140.00	10,000,000.00	(886,860.00)
3134GW3Y0	FEDERAL HOME LOAN MORTGAGE CORP	0.550	91.0193	10/28/2025	10,000,000.00	9,101,930.00	10,000,000.00	(898,070.00)
3136G46S7	FEDERAL NATIONAL MORTGAGE ASSOCIATION	0.560	91.0418	10/28/2025	5,000,000.00	4,552,090.00	5,000,000.00	(447,910.00)
3135G0G62	FEDERAL NATIONAL MORTGAGE ASSOCIATION	0.600	91.1243	10/29/2025	10,000,000.00	9,112,430.00	10,000,000.00	(887,570.00)
3135G0G62	FEDERAL NATIONAL MORTGAGE ASSOCIATION	0.604	91.1243	10/29/2025	10,000,000.00	9,112,430.00	9,999,034.44	(886,604.44)
3136G46N8	FEDERAL NATIONAL MORTGAGE ASSOCIATION	0.600	91.1243	10/29/2025				

3130ALH56	FEDERAL HOME LOAN BANKS	0.750	90.2956	03/18/2026	10,000,000.00	9,029,560.00	10,000,000.00	(970,440.00)
3130ALH62	FEDERAL HOME LOAN BANKS	0.750	90.2956	03/18/2026	10,000,000.00	9,029,560.00	10,000,000.00	(970,440.00)
3130ALFW9	FEDERAL HOME LOAN BANKS	0.790	90.3981	03/18/2026	15,000,000.00	13,559,715.00	15,000,000.00	(1,440,285.00)
3130ALGJ7	FEDERAL HOME LOAN BANKS	1.000	90.8785	03/23/2026	14,625,000.00	13,290,980.63	14,625,000.00	(1,334,019.38)
3130ALGJ7	FEDERAL HOME LOAN BANKS	1.000	90.8785	03/23/2026	14,625,000.00	13,290,980.63	14,625,000.00	(1,334,019.38)
3130ALGJ7	FEDERAL HOME LOAN BANKS	1.000	90.8785	03/23/2026	9,750,000.00	8,860,653.75	9,750,000.00	(889,346.25)
3130ALGJ7	FEDERAL HOME LOAN BANKS	1.000	90.8785	03/23/2026	9,750,000.00	8,860,653.75	9,750,000.00	(889,346.25)
3130ALGJ7	FEDERAL HOME LOAN BANKS	1.016	90.8785	03/23/2026	8,921,250.00	8,107,498.18	8,917,272.65	(809,774.47)
3130ALGJ7	FEDERAL HOME LOAN BANKS	1.000	90.8785	03/23/2026	19,500,000.00	17,721,307.50	19,500,000.00	(1,778,692.50)
3130ALGJ7	FEDERAL HOME LOAN BANKS	1.000	90.8785	03/23/2026	9,750,000.00	8,860,653.75	9,750,000.00	(889,346.25)
3130ALGJ7	FEDERAL HOME LOAN BANKS	1.000	90.8785	03/23/2026	19,500,000.00	17,721,307.50	19,500,000.00	(1,778,692.50)
3130ALGJ7	FEDERAL HOME LOAN BANKS	3.010	90.8785	03/23/2026	19,500,000.00	17,721,307.50	18,467,163.67	(745,836.17)
3130ALKL7	FEDERAL HOME LOAN BANKS	0.850	90.5029	03/25/2026	10,000,000.00	9,050,290.00	10,000,000.00	(949,710.00)
3133ENUL2	FEDERAL FARM CREDIT BANKS FUNDING CORP	3.110	95.6200	04/13/2026	10,000,000.00	9,562,000.00	10,000,000.00	(438,000.00)
3133EMZS4	FEDERAL FARM CREDIT BANKS FUNDING CORP	0.900	90.2962	05/18/2026	5,000,000.00	4,514,810.00	5,000,000.00	(485,190.00)
3130AVZ96	FEDERAL HOME LOAN BANKS	5.500	99.5347	05/18/2026	10,000,000.00	9,953,470.00	10,000,000.00	(46,530.00)
3130AMJN3	FEDERAL HOME LOAN BANKS	1.030	90.5982	05/26/2026	5,000,000.00	4,529,910.00	5,000,000.00	(470,090.00)
3130AMKB7	FEDERAL HOME LOAN BANKS	1.050	90.6520	05/26/2026	15,000,000.00	13,597,800.00	15,000,000.00	(1,402,200.00)
3130AMME9	FEDERAL HOME LOAN BANKS	1.000	90.5170	05/26/2026	10,000,000.00	9,051,700.00	10,000,000.00	(948,300.00)
3130AMSS2	FEDERAL HOME LOAN BANKS	1.000	90.3762	06/08/2026	15,000,000.00	13,556,430.00	15,000,000.00	(1,443,570.00)
3130AMMZ2	FEDERAL HOME LOAN BANKS	1.000	90.3380	06/10/2026	5,000,000.00	4,516,900.00	5,000,000.00	(483,100.00)
3130AMWT5	FEDERAL HOME LOAN BANKS	1.050	90.4008	06/26/2026	15,000,000.00	13,560,120.00	15,000,000.00	(1,439,880.00)
3130AMT69	FEDERAL HOME LOAN BANKS	1.070	90.4565	06/26/2026	10,000,000.00	9,045,650.00	10,000,000.00	(954,350.00)
3130ASDK2	FEDERAL HOME LOAN BANKS	3.250	97.3981	06/29/2026	5,250,000.00	5,113,400.25	5,250,000.00	(136,599.75)
3130AN3B4	FEDERAL HOME LOAN BANKS	1.020	90.2525	07/06/2026	15,000,000.00	13,537,875.00	15,000,000.00	(1,462,125.00)
3133EMQ62	FEDERAL FARM CREDIT BANKS FUNDING CORP	0.990	90.0960	07/13/2026	10,000,000.00	9,009,600.00	10,000,000.00	(990,400.00)
3133EMQ62	FEDERAL FARM CREDIT BANKS FUNDING CORP	0.990	90.0960	07/13/2026	10,000,000.00	9,009,600.00	10,000,000.00	(990,400.00)
3130AN5K2	FEDERAL HOME LOAN BANKS	4.366	92.3259	07/20/2026	2,375,000.00	2,192,740.13	2,179,888.34	12,851.78
3130AN3R9	FEDERAL HOME LOAN BANKS	1.130	90.4749	07/20/2026	10,000,000.00	9,047,490.00	10,000,000.00	(952,510.00)
3133ENB66	FEDERAL FARM CREDIT BANKS FUNDING CORP	3.174	97.1311	07/20/2026	10,000,000.00	9,713,110.00	9,992,946.61	(279,836.61)
3130ANBX7	FEDERAL HOME LOAN BANKS	1.000	90.0679	07/22/2026	15,000,000.00	13,510,185.00	15,000,000.00	(1,489,815.00)
3130ANAJ9	FEDERAL HOME LOAN BANKS	1.000	90.0626	07/27/2026	10,000,000.00	9,006,260.00	10,000,000.00	(993,740.00)
3130ANAJ9	FEDERAL HOME LOAN BANKS	1.000	90.0626	07/27/2026	15,000,000.00	13,509,390.00	15,000,000.00	(1,490,610.00)
3133ENC99	FEDERAL FARM CREDIT BANKS FUNDING CORP	3.629	96.6929	07/27/2026	20,000,000.00	19,338,580.00	20,009,256.20	(670,676.20)
3133ENV72	FEDERAL FARM CREDIT BANKS FUNDING CORP	4.590	101.0684	07/27/2026	5,000,000.00	5,053,420.00	4,987,356.61	66,063.39
3133ENV72	FEDERAL FARM CREDIT BANKS FUNDING CORP	4.638	101.0684	07/27/2026	5,000,000.00	5,053,420.00	4,980,477.43	72,942.57
3133ENV72	FEDERAL FARM CREDIT BANKS FUNDING CORP	4.477	101.0684	07/27/2026	5,000,000.00	5,053,420.00	5,003,588.87	49,831.13
3133END80	FEDERAL FARM CREDIT BANKS FUNDING CORP	2.873	96.6871	08/03/2026	10,000,000.00	9,668,710.00	10,037,760.71	(369,050.71)
3130ANFD7	FEDERAL HOME LOAN BANKS	1.000	90.0007	08/05/2026	10,000,000.00	9,000,070.00	10,000,000.00	(999,930.00)
3134GXV43	FEDERAL HOME LOAN MORTGAGE CORP	5.002	99.8935	08/10/2026	4,500,000.00	4,495,207.50	4,500,000.00	(4,792.50)
3130ANE48	FEDERAL HOME LOAN BANKS	1.000	89.9246	08/17/2026	10,000,000.00	8,992,460.00	10,000,000.00	(1,007,540.00)
3130ANMH0	FEDERAL HOME LOAN BANKS	1.100	90.1928	08/20/2026	10,000,000.00	9,019,280.00	10,000,000.00	(980,720.00)
3130ANMH0	FEDERAL HOME LOAN BANKS	1.668	90.1928	08/20/2026	10,000,000.00	9,019,280.00	9,824,460.49	(805,180.49)
3130ANMH0	FEDERAL HOME LOAN BANKS	3.132	90.1928	08/20/2026	15,000,000.00	13,528,920.00	14,084,536.59	(555,616.59)
3133ENH45	FEDERAL FARM CREDIT BANKS FUNDING CORP	3.137	97.0042	08/24/2026	5,000,000.00	4,850,210.00	4,998,222.73	(148,012.73)
3133ENH45	FEDERAL FARM CREDIT BANKS FUNDING CORP	3.294	97.0042	08/24/2026	5,000,000.00	4,850,210.00	4,974,604.52	(124,394.52)
3130ANPF1	FEDERAL HOME LOAN BANKS	1.000	89.8492	08/25/2026	10,000,000.00	8,984,920.00	10,000,000.00	(1,015,080.00)
3130ANSC5	FEDERAL HOME LOAN BANKS	1.000	89.8410	08/26/2026	15,000,000.00	13,476,150.00	15,000,000.00	(1,523,850.00)
3130ANT59	FEDERAL HOME LOAN BANKS	1.000	89.8428	08/26/2026	15,000,000.00	13,476,420.00	15,000,000.00	(1,523,580.00)
3130ATHF5	FEDERAL HOME LOAN BANKS	3.941	99.0847	09/11/2026	5,000,000.00	4,954,235.00	4,971,299.02	(17,064.02)
3130ATHV2	FEDERAL HOME LOAN BANKS	4.312	100.6045	09/11/2026	1,000,000.00	1,006,045.00	998,158.20	7,886.80
3130APSM3	FEDERAL HOME LOAN BANKS	1.040	89.9701	09/28/2026	15,000,000.00	13,495,515.00	15,000,000.00	(1,504,485.00)
3130APAD7	FEDERAL HOME LOAN BANKS	1.035	89.9994	09/28/2026	15,000,000.00	13,499,910.00	15,000,000.00	(1,500,090.00)
3130ANYN4	FEDERAL HOME LOAN BANKS	1.000	89.8401	09/30/2026	10,000,000.00	8,984,010.00	10,000,000.00	(1,015,990.00)
3133ENT67	FEDERAL FARM CREDIT BANKS FUNDING CORP	4.318	100.3316	10/19/2026	5,000,000.00	5,016,580.00	4,989,509.65	27,070.35
3133ENT67	FEDERAL FARM CREDIT BANKS FUNDING CORP	4.318	100.3316	10/19/2026	5,000,000.00	5,016,580.00	4,989,509.65	27,070.35
3133ENBK5	FEDERAL FARM CREDIT BANKS FUNDING CORP	1.249	90.1287	10/20/2026	10,000,000.00	9,012,870.00	9,964,120.17	(951,250.17)
3133ENBK5	FEDERAL FARM CREDIT BANKS FUNDING CORP	1.340	90.1287	10/20/2026	10,000,000.00	9,012,870.00	9,934,604.90	(921,734.90)
3133ENT72	FEDERAL FARM CREDIT BANKS FUNDING CORP	3.827	98.4781	10/26/2026	4,300,000.00	4,234,558.30	4,272,865.56	(38,307.26)
3134GW4C7	FEDERAL HOME LOAN MORTGAGE CORP	3.046	89.0636	10/27/2026	20,000,000.00	17,812,720.00	18,580,447.69	(767,727.69)
3134GW4C7	FEDERAL HOME LOAN MORTGAGE CORP	3.092	89.0636	10/27/2026	20,000,000.00	17,812,720.00	18,546,679.27	(733,959.27)
3134GW4C7	FEDERAL HOME LOAN MORTGAGE CORP	3.488	89.0636	10/27/2026	5,000,000.00	4,453,180.00	4,577,423.90	(124,243.90)
3134GW6C5	FEDERAL HOME LOAN MORTGAGE CORP	3.122	89.0571	10/28/2026	15,000,000.00	13,358,565.00	13,899,981.52	(541,416.52)
3130ARUF6	FEDERAL HOME LOAN BANKS	3.125	96.0699	10/29/2026	10,000,000.00	9,606,990.00	10,000,000.00	(393,010.00)
3133ENEM8	FEDERAL FARM CREDIT BANKS FUNDING CORP	1.430	90.7779	11/23/2026	10,000,000.00	9,077,790.00	10,000,000.00	(922,210.00)
3130APWW1	FEDERAL HOME LOAN BANKS	1.503	90.9971	11/24/2026	20,000,000.00	18,199,420.00	19,997,902.14	(1,798,482.14)
3130ATVE4	FEDERAL HOME LOAN BANKS	3.986	101.5972	12/11/2026	5,000,000.00	5,079,860.00	5,082,721.68	(2,861.68)
3133EN4G2	FEDERAL FARM CREDIT BANKS FUNDING CORP	3.923	99.7715	12/15/2026	25,000,000.00	24,942,875.00	25,013,496.41	(70,621.41)
3130AQF65	FEDERAL HOME LOAN BANKS	1.306	90.9705	12/21/2026	10,000,000.00	9,097,050.00	9,980,774.80	(883,724.80)
3130AQY49	FEDERAL HOME LOAN BANKS	1.500	90.8245	12/30/2026	25,000,000.00	22,706,125.00	25,000,000.00	(2,293,875.00)
3133ENK64	FEDERAL FARM CREDIT BANKS FUNDING CORP	1.908	90.6567	01/11/2027	10,000,000.00	9,065,670.00	9,849,499.44	(783,829.44)
3133ENLZ1	FEDERAL FARM CREDIT BANKS FUNDING CORP	1.860	91.4561	01/26/2027	10,000,000.00	9,145,610.00	9,972,161.80	(826,551.80)
3130AQHS5	FEDERAL HOME LOAN BANKS	1.984	91.2343	01/28/2027	10,000,000.00	9,123,430.00	9,901,332.50	(777,902.50)
3130AQHS5	FEDERAL HOME LOAN BANKS	2.086	91.2343	01/28/2027	20,000,000.00	18,246,860.00	19,732,451.36	(1,485,591.36)
3130AKM44	FEDERAL HOME LOAN BANKS	1.750	91.3775	01/28/2027	11,250,000.00	10,279,968.75	11,250,000.00	(970,031.25)
3130AKYH3	FEDERAL HOME LOAN BANKS	1.746	88.4610	02/10/2027	10,000,000.00	8,846,100.00	9,677,120.37	(831,020.37)
3130ALX21	FEDERAL HOME LOAN BANKS	3.001	88.4825	02/17/2027	10,000,000.00	8,848,250.00	9,261,136.63	(412,886.63)
3134GYG29	FEDERAL HOME LOAN MORTGAGE CORP	4.750	99.0382	02/23/2027	10,000,000.00	9,903,820.00	10,000,000.00	(96,180.00)
3130ALED2	FEDERAL HOME LOAN BANKS	2.050	89.0003	02/24/2027	15,000,000.00	13,350,045.00	14,454,625.83	(1,104,580.83)
3130ALED2	FEDERAL HOME LOAN BANKS	3.001	89.0003	02/24/2027	20,000,000.00	17,800,060.00	18,628,653.50	(828,593.50)
3130AQRQ8	FEDERAL HOME LOAN BANKS	2.000	91.9825	02/25/2027	10,000,000.00	9,198,250.00	10,000,000.00	(801,750.00)
3130AQRH8	FEDERAL HOME LOAN BANKS	2.000	91.9825	02/25/2027	5,000,000.00	4,599,125.00	5,000,000.00	(400,875.00)
3130AQRH8	FEDERAL HOME LOAN BANKS	2.000	91.9825	02/25/2027	5,000,000.00	4,599,125.00	5,000,000.00	(400,875.00)
3130AR6U0	FEDERAL HOME LOAN BANKS	2.500	93.3774	03/22/2027	5,000,000.00	4,668,870.00	5,000,000.00	(331,130.00)
3130ARHX2	FEDERAL HOME LOAN BANKS	3.000	94.5623	03/25/2027	10,000,000.00	9,456,230.00	10,000,000.00	(543,770.00)
3130ARHX2	FEDERAL HOME LOAN BANKS	3.000	94.5623	03/25/2027	10,000,000.00	9,456,230.00	10,000,000.00	(543,770.00)
3130ARHX2	FEDERAL HOME LOAN BANKS	3.000	94.5623	03/25/2027	10,000,000.00	9,456,230.00	10,000,000.00	(543,770.00)
3133ENVD9	FEDERAL FARM CREDIT BANKS FUNDING CORP	2.913	96.0766	04/26/2027	10,000,000.00	9,607,660.00	9,986,265.06	(378,605.06)
3133EN6V7	FEDERAL FARM CREDIT BANKS FUNDING CORP	3.606	98.7631	04/26/2027	8,000,000.00	7,901,048.00	8,005,733.08	(104,685.08)
3133EN6V7	FEDERAL FARM CREDIT BANKS FUNDING CORP	3.623	98.7631	04/26/2027	2,000,000.00	1,975,262.00	2,000,251.74	(24,989.74)
3133EN6V7	FEDERAL FARM CREDIT BANKS FUNDING CORP	3.744	98.7631	04/26/2027	4,820,000.00	4,		

3130ATFA0	FEDERAL HOME LOAN BANKS	5.125	98.4052	09/30/2027	13,000,000.00	12,792,676.00	13,000,000.00	(207,324.00)
3130ATFE0	FEDERAL HOME LOAN BANKS	4.250	97.0418	09/30/2027	15,000,000.00	14,556,270.00	15,000,000.00	(443,730.00)
3133EN5S0	FEDERAL FARM CREDIT BANKS FUNDING CORP	4.231	100.9744	10/14/2027	23,775,000.00	24,006,663.60	23,676,854.46	329,809.14
31422XM90	FEDERAL AGRICULTURAL MORTGAGE CORP	4.320	101.5567	10/21/2027	5,000,000.00	5,077,835.00	5,000,000.00	77,835.00
31422XM90	FEDERAL AGRICULTURAL MORTGAGE CORP	4.320	101.5567	10/21/2027	5,000,000.00	5,077,835.00	5,000,000.00	77,835.00
31422XM90	FEDERAL AGRICULTURAL MORTGAGE CORP	4.320	101.5567	10/21/2027	5,000,000.00	5,077,835.00	5,000,000.00	77,835.00
3133ENV23	FEDERAL FARM CREDIT BANKS FUNDING CORP	5.503	99.0536	10/25/2027	5,000,000.00	4,952,680.00	4,995,594.85	(42,914.85)
3133ENV23	FEDERAL FARM CREDIT BANKS FUNDING CORP	5.503	99.0536	10/25/2027	5,000,000.00	4,952,680.00	4,995,580.31	(42,900.31)
3130ATNG8	FEDERAL HOME LOAN BANKS	5.000	99.8008	10/27/2027	5,000,000.00	4,990,040.00	5,000,000.00	(9,960.00)
3133ENW63	FEDERAL FARM CREDIT BANKS FUNDING CORP	4.284	101.6151	10/27/2027	5,000,000.00	5,080,755.00	5,017,843.51	62,911.49
3133ENW63	FEDERAL FARM CREDIT BANKS FUNDING CORP	4.195	101.6151	10/27/2027	3,715,000.00	3,775,000.97	3,741,333.47	33,667.50
3133ENW63	FEDERAL FARM CREDIT BANKS FUNDING CORP	4.252	101.6151	10/27/2027	15,000,000.00	15,242,265.00	15,072,709.84	169,555.16
31422XQ70	FEDERAL AGRICULTURAL MORTGAGE CORP	4.050	100.4893	11/22/2027	12,000,000.00	12,058,716.00	12,000,000.00	58,716.00
3130ATW45	FEDERAL HOME LOAN BANKS	4.851	99.7302	11/29/2027	4,895,000.00	4,881,793.29	4,908,735.80	(26,942.51)
3134GY4W9	FEDERAL HOME LOAN MORTGAGE CORP	5.040	99.7519	11/29/2027	5,000,000.00	4,987,595.00	5,000,000.00	(12,405.00)
3134GY4W9	FEDERAL HOME LOAN MORTGAGE CORP	5.040	99.7519	11/29/2027	10,000,000.00	9,975,190.00	10,000,000.00	(24,810.00)
3133EN3H1	FEDERAL FARM CREDIT BANKS FUNDING CORP	4.080	100.4926	11/29/2027	25,000,000.00	25,123,150.00	24,919,394.30	203,755.70
3133EN3H1	FEDERAL FARM CREDIT BANKS FUNDING CORP	4.077	100.4926	11/29/2027	25,000,000.00	25,123,150.00	24,922,643.46	200,506.54
3133EN3H1	FEDERAL FARM CREDIT BANKS FUNDING CORP	4.061	100.4926	11/29/2027	25,000,000.00	25,123,150.00	24,938,402.52	184,747.48
3130ATYK7	FEDERAL HOME LOAN BANKS	5.100	99.6923	11/30/2027	5,000,000.00	4,984,615.00	5,000,000.00	(15,385.00)
3130ATU54	FEDERAL HOME LOAN BANKS	3.796	101.4814	12/10/2027	25,000,000.00	25,370,350.00	25,462,414.06	(92,064.06)
3130ATU54	FEDERAL HOME LOAN BANKS	4.036	101.4814	12/10/2027	15,000,000.00	15,222,210.00	15,129,433.19	92,776.81
3130ATU54	FEDERAL HOME LOAN BANKS	4.002	101.4814	12/10/2027	50,000,000.00	50,740,700.00	50,501,062.77	239,637.23
3133EN456	FEDERAL FARM CREDIT BANKS FUNDING CORP	3.896	99.3562	12/22/2027	15,000,000.00	14,903,430.00	14,910,276.01	(6,846.01)
3130AUCK8	FEDERAL HOME LOAN BANKS	4.770	99.9517	12/27/2027	25,000,000.00	24,987,925.00	25,000,000.00	(12,075.00)
3134GYC26	FEDERAL HOME LOAN MORTGAGE CORP	4.800	99.9511	12/29/2027	10,000,000.00	9,995,110.00	10,000,000.00	(4,890.00)
3134GYC26	FEDERAL HOME LOAN MORTGAGE CORP	4.800	99.9511	12/29/2027	15,000,000.00	14,992,665.00	15,000,000.00	(7,335.00)
3134GYAJ1	FEDERAL HOME LOAN MORTGAGE CORP	4.800	98.6300	12/30/2027	25,000,000.00	24,657,500.00	25,000,000.00	(342,500.00)
3134GYC75	FEDERAL HOME LOAN MORTGAGE CORP	4.800	99.9486	12/30/2027	15,000,000.00	14,992,290.00	15,000,000.00	(7,710.00)
3134GYCF7	FEDERAL HOME LOAN MORTGAGE CORP	4.510	98.2124	12/30/2027	25,000,000.00	24,553,100.00	25,000,000.00	(446,900.00)
3133ENS66	FEDERAL FARM CREDIT BANKS FUNDING CORP	4.000	100.4164	01/06/2028	25,000,000.00	25,104,100.00	25,000,000.00	104,100.00
3133ENS66	FEDERAL FARM CREDIT BANKS FUNDING CORP	3.713	100.4164	01/06/2028	20,000,000.00	20,083,280.00	20,239,227.53	(155,947.53)
3133ENS66	FEDERAL FARM CREDIT BANKS FUNDING CORP	3.757	100.4164	01/06/2028	18,000,000.00	18,074,952.00	18,181,339.26	(106,387.26)
3133ENS66	FEDERAL FARM CREDIT BANKS FUNDING CORP	3.530	100.4164	01/06/2028	10,000,000.00	10,041,640.00	10,196,778.64	(155,138.64)
3134GYEF5	FEDERAL HOME LOAN MORTGAGE CORP	4.970	99.3911	01/26/2028	10,000,000.00	9,939,110.00	10,000,000.00	(60,890.00)
3134GYG71	FEDERAL HOME LOAN MORTGAGE CORP	5.050	98.2273	01/26/2028	10,000,000.00	9,822,730.00	10,000,000.00	(177,270.00)
3134GYG97	FEDERAL HOME LOAN MORTGAGE CORP	4.180	97.4367	02/07/2028	25,000,000.00	24,359,175.00	25,000,000.00	(640,825.00)
3134GYGR7	FEDERAL HOME LOAN MORTGAGE CORP	4.900	99.1562	02/09/2028	10,000,000.00	9,915,620.00	10,000,000.00	(84,380.00)
3134GYKJ0	FEDERAL HOME LOAN MORTGAGE CORP	5.276	99.8845	02/28/2028	10,000,000.00	9,988,450.00	10,000,000.00	(11,550.00)
3133EPFK7	FEDERAL FARM CREDIT BANKS FUNDING CORP	4.620	98.7908	04/03/2028	10,000,000.00	9,879,080.00	10,000,000.00	(120,920.00)
3133EPGW9	FEDERAL FARM CREDIT BANKS FUNDING CORP	3.784	99.8447	04/25/2028	10,000,000.00	9,984,470.00	10,040,365.63	(55,895.63)
3130AVS94	FEDERAL HOME LOAN BANKS	5.150	99.0367	04/26/2028	20,000,000.00	19,807,340.00	20,000,000.00	(192,660.00)
3134GYR38	FEDERAL HOME LOAN MORTGAGE CORP	5.700	99.6791	05/15/2028	10,000,000.00	9,967,910.00	10,000,000.00	(32,090.00)
3133EPJ55	FEDERAL FARM CREDIT BANKS FUNDING CORP	4.290	98.5586	05/16/2028	25,000,000.00	24,639,650.00	25,000,000.00	(360,350.00)
3133EPJ55	FEDERAL FARM CREDIT BANKS FUNDING CORP	4.290	98.5586	05/16/2028	25,000,000.00	24,639,650.00	25,000,000.00	(360,350.00)
3130AW2R0	FEDERAL HOME LOAN BANKS	4.950	99.0868	05/23/2028	10,000,000.00	9,908,680.00	10,000,000.00	(91,320.00)
---	---	2.679	96.2299	07/20/2025	5,178,195,250.00	4,982,050,438.96	5,165,039,665.64	(182,989,226.69)

Agency
AGCY DISC

Cusip	Description	Yield	Market Price	Final Maturity	Par Value	Market Value	Book Value	Net Unrealized Gain/Loss
313384GM5	FEDERAL HOME LOAN BANKS	4.429	99.9463	06/05/2023	25,000,000.00	24,986,575.00	24,988,000.00	(1,425.00)
313384GQ6	FEDERAL HOME LOAN BANKS	4.906	99.9055	06/08/2023	50,000,000.00	49,952,750.00	49,953,138.89	(388.89)
313384GW3	FEDERAL HOME LOAN BANKS	4.244	99.8224	06/14/2023	30,000,000.00	29,946,720.00	29,955,150.00	(8,430.00)
313384GX1	FEDERAL HOME LOAN BANKS	4.725	99.8087	06/15/2023	25,000,000.00	24,952,175.00	24,955,034.72	(2,859.72)
313384HF9	FEDERAL HOME LOAN BANKS	4.718	99.6950	06/23/2023	25,000,000.00	24,923,750.00	24,929,569.44	(5,819.44)
313384HL6	FEDERAL HOME LOAN BANKS	4.715	99.6218	06/28/2023	50,000,000.00	49,810,900.00	49,827,687.50	(16,787.50)
313384HR3	FEDERAL HOME LOAN BANKS	4.772	99.5491	07/03/2023	15,000,000.00	14,932,365.00	14,937,800.00	(5,435.00)
313588HZ1	FEDERAL NATIONAL MORTGAGE ASSOCIATION	4.791	99.4329	07/11/2023	10,000,000.00	9,943,290.00	9,947,888.89	(4,598.89)
313588JC0	FEDERAL NATIONAL MORTGAGE ASSOCIATION	4.792	99.3892	07/14/2023	5,000,000.00	4,969,460.00	4,971,990.28	(2,530.28)
313588JC0	FEDERAL NATIONAL MORTGAGE ASSOCIATION	4.792	99.3892	07/14/2023	10,000,000.00	9,938,920.00	9,943,980.56	(5,060.56)
313384IS9	FEDERAL HOME LOAN BANKS	4.903	99.1838	07/28/2023	34,000,000.00	33,722,492.00	33,741,600.00	(19,108.00)
313384JW0	FEDERAL HOME LOAN BANKS	4.797	99.1231	08/01/2023	25,000,000.00	24,780,775.00	24,801,750.00	(20,975.00)
313384JW0	FEDERAL HOME LOAN BANKS	5.003	99.1231	08/01/2023	10,000,000.00	9,912,310.00	9,917,141.67	(4,831.67)
313384JZ3	FEDERAL HOME LOAN BANKS	4.806	99.0800	08/04/2023	12,500,000.00	12,385,000.00	12,395,777.78	(10,777.78)
313384KD0	FEDERAL HOME LOAN BANKS	4.775	99.0205	08/08/2023	25,000,000.00	24,755,125.00	24,780,888.89	(25,763.89)
313384KL2	FEDERAL HOME LOAN BANKS	4.644	98.9154	08/15/2023	25,000,000.00	24,728,850.00	24,765,364.58	(36,514.58)
313384KL2	FEDERAL HOME LOAN BANKS	4.802	98.9154	08/15/2023	10,000,000.00	9,891,540.00	9,902,500.00	(10,960.00)
313384KL2	FEDERAL HOME LOAN BANKS	4.785	98.9154	08/15/2023	15,000,000.00	14,837,310.00	14,854,218.75	(16,908.75)
313384LB3	FEDERAL HOME LOAN BANKS	5.082	98.6882	08/30/2023	10,000,000.00	9,868,820.00	9,876,125.00	(7,305.00)
313384LC1	FEDERAL HOME LOAN BANKS	4.121	98.6737	08/31/2023	25,000,000.00	24,668,425.00	24,747,222.22	(78,797.22)
313384LD9	FEDERAL HOME LOAN BANKS	4.786	98.6591	09/01/2023	15,000,000.00	14,798,865.00	14,821,366.67	(22,501.67)
313384LD9	FEDERAL HOME LOAN BANKS	4.786	98.6591	09/01/2023	25,000,000.00	24,664,775.00	24,702,277.78	(37,502.78)
313384LD9	FEDERAL HOME LOAN BANKS	5.067	98.6591	09/01/2023	15,000,000.00	14,798,865.00	14,810,633.34	(11,768.34)
313384LD9	FEDERAL HOME LOAN BANKS	5.067	98.6591	09/01/2023	10,000,000.00	9,865,910.00	9,873,755.56	(7,845.56)
313384LK3	FEDERAL HOME LOAN BANKS	4.773	98.5688	09/07/2023	25,000,000.00	24,642,200.00	24,684,222.22	(42,022.22)
313384LQ0	FEDERAL HOME LOAN BANKS	4.829	98.4958	09/12/2023	12,500,000.00	12,311,975.00	12,331,909.72	(19,934.72)
313384LT4	FEDERAL HOME LOAN BANKS	4.776	98.4520	09/15/2023	25,000,000.00	24,613,000.00	24,658,444.44	(45,444.44)
313384LT4	FEDERAL HOME LOAN BANKS	4.801	98.4520	09/15/2023	10,000,000.00	9,845,200.00	9,862,494.59	(17,294.59)
313384LW7	FEDERAL HOME LOAN BANKS	4.777	98.4082	09/18/2023	70,000,000.00	68,885,740.00	69,016,577.78	(130,837.78)
313384LZ0	FEDERAL HOME LOAN BANKS	4.778	98.3644	09/21/2023	25,000,000.00	24,591,100.00	24,639,111.46	(48,011.46)
313312MA5	FEDERAL FARM CREDIT BANKS FUNDING CORP	4.881	98.3498	09/22/2023	50,000,000.00	49,174,900.00	49,251,375.00	(76,475.00)
313384MH9	FEDERAL HOME LOAN BANKS	4.780	98.2441	09/29/2023	25,000,000.00	24,561,025.00	24,613,333.33	(52,308.33)
313384MH9	FEDERAL HOME LOAN BANKS	4.780	98.2441	09/29/2023	25,000,000.00	24,561,025.00	24,613,333.33	(52,308.33)
313384MM8	FEDERAL HOME LOAN BANKS	4.708	98.1856	10/03/2023	10,000,000.00	9,818,560.00	9,841,555.56	(22,995.56)
313384MN6	FEDERAL HOME LOAN BANKS	4.853	98.1710	10/04/2023	50,000,000.00	49,085,500.00	49,177,082.14	(91,582.14)
313384MQ9	FEDERAL HOME LOAN BANKS	4.854	98.1417	10/06/2023	50,000,000.00	49,070,850.00	49,163,916.67	(93,066.67)
313384MX4	FEDERAL HOME LOAN BANKS	4.960	98.0393	10/13/2023	10,000,000.00	9,803,930.00	9,820,588.89	(16,658.89)
313384MX4	FEDERAL HOME LOAN BANKS	4.960	98.0393	10/13/2023	10,000,000.00	9,803,930.00	9,820,588.89	(16,658.89)
313384NE5	FEDERAL HOME LOAN BANKS	4.539	97.9328	10/20/2023	50,000,000.00	48,966,400.00	49,140,291.67	(173,891.67)
313384NM7	FEDERAL HOME LOAN BANKS	4.821	97.8302	10/27/2023	15,000,000.00	14,674,530.00	14,711,400.00	(36,870.00)
313384NS4	FEDERAL HOME LOAN BANKS	5.147	97.7569	11/01/2023	15,000,000.00	14,663,535.00	14,681,568.75	(18,033.75)
313384NZ8	FEDERAL HOME LOAN BANKS	5.055	97.6588	11/08/2023	10,000,000.00	9,765,880.00	9,780,888.89	(15,008.89)
313384PG8	FEDERAL HOME LOAN BANKS	4.799	97.5612	11/15/2023	25,000,000.00	24,390,300.00	24,460,729.16	(70,429.16)
313384PG8	FEDERAL HOME LOAN BANKS	4.828	97.5612	11/15/2023	10,000,000.00	9,756,120.00	9,782,900.00	(26,780.00)
313384PG8	FEDERAL HOME LOAN BANKS	4.992	97.5612	11/15/2023	5,000,000.00	4,878,060.00	4,887,738.89	(9,678.89)
313384PM5	FEDERAL HOME LOAN BANKS	4.796	97.4882	11/20/2023	25,000,000.00	24,372,050.00	24,445,180.56	(73,130.56)
313384RQ4	FEDERAL HOME LOAN BANKS	5.184	96.7815	01/10/2024	25,000,000.00	24,195,375.00	24,224,920.14	(29,545.14)
313384RQ4	FEDERAL HOME LOAN BANKS	4.938	96.7815	01/10/2024	50,000,000.00	48,390,750.00	48,513,333.33	(122,583.33)
313384RS0	FEDERAL HOME LOAN BANKS	5.024	96.7590	01/12/2024	10,000,000.00	9,675,900.00	9,696,875.00	(20,975.00)
313384RS0	FEDERAL HOME LOAN BANKS	5.024	96.7590	01/12/2024	10,000,000.00	9,675,900.00	9,696,875.00	(20,975.00)
313384RS0	FEDERAL HOME LOAN BANKS	5.024	96.7590	01/12/2024	10,000,000.00	9,675,900.00	9,696,875.00	(20,975.00)
313384RS0	FEDERAL HOME LOAN BANKS	5.024	96.7590	01/12/2024	15,000,000.00	14,513,850.00	14,545,312.50	(31,462.50)
313384SL4	FEDERAL HOME LOAN BANKS	5.103	96.5205	01/30/2024	50,000,000.00	48,260,250.00	48,339,500.00	(79,250.00)
313312SW1	FEDERAL FARM CREDIT BANKS FUNDING CORP	4.800	96.3918	02/09/2024	10,000,000.00	9,639,180.00	9,673,208.34	(34,028.34)
31396TB9	FEDERAL HOME LOAN MORTGAGE CORP	4.981	96.3204	02/14/2024	10,000,000.00	9,632,040.00	9,656,000.00	(23,960.00)
31396TC7	FEDERAL HOME LOAN MORTGAGE CORP	4.982	96.3136	02/15/2024	10,000,000.00	9,631,360.00	9,654,666.66	(23,306.66)
---	---	4.809	98.3795	09/21/2023	1,254,000,000.00	1,235,483,660.42	1,235,483,660.42	(1,917,338.42)

Agency CMO
FHLMC CMO

Cusip	Description	Yield	Market Price	Final Maturity	Par Value	Market Value	Book Value	Net Unrealized Gain/Loss
3137BWW2	FHMS K-725 A2	4.878	98.3114	01/25/2024	11,983,879.10	11,781,519.20	11,848,108.81	(66,589.61)
3137BWW2	FHMS K-725 A2	4.878	98.3114	01/25/2024	11,983,879.10	11,781,519.20	11,848,108.81	(66,589.61)

Agency CMO
FNMA CMO

Cusip	Description	Yield	Market Price	Final Maturity	Par Value	Market Value	Book Value	Net Unrealized Gain/Loss
3136AW70	FNA 2017-M8 A2	3.448	95.7703	05/25/2027	12,485,490.90	11,957,386.72	12,356,112.26	(398,725.53)
3136AW70	FNA 2017-M8 A2	3.448	95.7703	05/25/2027	12,485,490.90	11,957,386.72	12,356,112.26	(398,725.53)

Agency MBS
FHLMC

Cusip	Description	Yield	Market Price	Final Maturity	Par Value	Market Value	Book Value	Net Unrealized Gain/Loss
3137B4WB8	FHMS K-033 A2	3.422	99.4654	07/25/2023	9,520,010.91	9,469,115.21	9,515,907.45	(46,792.24)
3137BSJM6	FHMS K-034 A2	3.499	99.4991	07/25/2023	17,344,284.50	17,257,407.50	17,341,208.34	(83,800.84)
3137BSKW2	FHMS K-035 A2	3.667	99.4041	08/25/2023	17,928,610.00	17,821,770.54	17,915,912.91	(94,142.37)
3137BTMZ9	FHMS K-036 A2	4.912	99.1689	10/25/2023	13,168,044.81	13,058,610.85	13,102,530.41	(43,919.56)
3137B7YY9	FHMS K-037 A2	4.889	98.7521	01/25/2024	9,198,012.77	9,083,233.25	9,124,004.24	(40,770.99)
3137FMU67	FHMS K-735 A2	3.518	95.6629	05/25/2026	14,823,885.00	14,180,963.62	14,559,334.85	(378,371.23)
3137FNWX4	FHMS K-736 A2	3.655	94.0078	07/25/2026	10,000,000.00	9,400,782.60	9,619,740.26	(218,957.66)
3137BTUM1	FHMS K-061 A2	4.501	96.6878	11/25/2026	9,000,000.00	8,701,900.29	8,677,299.72	24,600.57
3137BYLD0	FHMS K-L01 A2E	4.184	96.3916	02/25/2027	15,000,000.00	14,458,743.60	14,549,386.53	(90,642.93)
3137BXQY1	FHMS K-064 A2	3.154	96.0498	03/25/2027	1,000,000.00	960,497.84	1,001,382.35	(40,884.51)
3137FLJ3	FHMS K-066 A2	3.111	95.5504	06/25/2027	11,095,000.00	10,601,319.54	11,086,380.22	(485,060.67)
3132XGRH1	FH WN2287	3.945	96.6220	11/01/2027	25,000,000.00	24,155,500.00	24,800,828.37	(645,328.37)
3132XGRH1	FH WN2287	4.073	96.6220	11/01/2027	25,000,000.00	24,155,500.00	24,725,590.12	(570,090.12)
3132XGQ74	FH WN2277	4.062	96.7360	11/01/2027	10,000,000.00	9,673,600.00	9,893,831.10	(220,231.10)
3132XFLR7	FH WN1235	4.690	97.6120	01/01/2028	20,000,000.00	19,522,400.00	19,765,967.45	(243,567.45)
3132XFLR7	FH WN1235	4.333	97.6120	01/01/2028	10,000,000.00	9,761,200.00	9,953,541.05	(192,341.05)
---	---	4.018	97.3445	04/25/2026	218,077,847.98	212,262,544.85	215,632,845.35	(3,370,300.50)

Agency MBS
FNMA

Cusip	Description	Yield	Market Price	Final Maturity	Par Value	Market Value	Book Value	Net Unrealized Gain/Loss
3138L36P5	FN AM3577	5.568	99.6210	06/01/2023	12,952,742.35	12,903,651.46	12,952,742.35	(49,090.89)
3136AHAG5	FNA 2013-M14 A2	5.541	99.0749	10/25/2023	3,675,078.79	3,641,079.61	3,655,578.08	(14,498.47)
3136AKQX8	FNA 2014-M8 A2	5.910	97.5149	06/25/2024	7,116,957.80	6,940,093.43	6,995,701.04	(55,607.61)
3140JAVC9	FN BM6010	4.860	96.7009	09/01/2025	17,124,799.79	16,559,832.61	16,655,704.40	(95,871.79)
3138LCH81	FN AN0254	3.738	94.2990	12/01/2025	7,396,144.40	6,974,490.21	7,294,467.64	(319,977.43)
3138LCHR9	FEDERAL NATIONAL MORTGAGE ASSOCIATION	2.939	94.2990	12/01/2025	14,141,767.35	13,335,545.19	14,132,344.54	(796,799.35)
3138LD5W9	FN AN1760	4.176	91.7960	06/01/2026	15,000,000.00	13,769,400.00	14,684,446.17	(915,046.17)
3138LENE7	FN AN2188	3.543	91.5660	07/01/2026	10,000,000.00	9,156,600.00	9,854,665.46	(698,065.46)
3138LHUZ5	FN AN5099	3.076	93.1410	04/01/2027	24,162,722.75	22,505,401.60	24,144,089.62	(1,638,688.02)
3138LHLZ1	FN AN5246	3.365	92.5290	05/01/2027	7,100,000.00	6,569,559.00	7,073,329.99	(503,770.99)
3138LJST3	FN AN6257	4.582	92.9860	08/01/2027	15,368,394.81	14,290,455.60	14,680,268.41	(389,812.82)
3136AY6X6	FNA 2017-M15 A2	4.609	94.6484	09/25/2027	14,981,733.68	14,179,974.66	14,382,585.40	(202,610.74)
3136BML55	FNA 2022-M11 A2	4.554	94.4965	10/25/2027	29,446,629.00	27,826,032.60	28,194,755.20	(368,722.61)
3140LHVX5	FN BS6929	4.280	96.9150	11/01/2027	31,100,000.00	30,140,565.00	31,007,357.19	(866,792.19)
3140LHA45	FN BS7116	4.363	96.6310	11/01/2027	20,210,000.00	19,529,125.10	20,210,000.00	(680,874.90)
3140LHSB7	FN BS6813	4.363	97.5140	02/01/2028	19,478,000.00	18,993,776.92	19,460,731.36	(466,954.44)
3140LJS23	FN BS7736	4.416	98.3890	02/01/2028	20,000,000.00	19,677,800.00	19,745,143.14	(67,343.14)
3140LJS23	FN BS7736	4.071	98.3890	02/01/2028	15,000,000.00	14,758,350.00	15,000,000.00	(241,650.00)
3140LJS23	FN BS7736	4.078	98.3890	02/01/2028	10,000,000.00	9,838,900.00	10,000,000.00	(161,100.00)
3140LKJC8	FN BS8358	4.074	96.6260	04/01/2028	24,459,000.00	23,633,753.34	24,459,000.00	(825,246.66)
---	---	4.241	95.7828	03/10/2027	318,713,970.72	305,224,386.32	314,582,910.00	(9,358,523.68)

CD

Cusip	Description	Yield	Market Price	Final Maturity	Par Value	Market Value	Book Value	Net Unrealized Gain/Loss
6558UG55	Nordea ABP - New York Branch	4.880	100.0000	06/05/2023	50,000,000.00	50,000,000.00	50,000,000.00	0.00
21684XZU3	Rabobank Nederland - New York Branch	4.980	100.0000	06/06/2023	50,000,000.00	50,000,000.00	50,000,000.00	0.00
06367CXZ5	Bank of Montreal - Chicago Branch	4.520	100.0000	06/07/2023	50,000,000.00	50,000,000.00	50,000,000.00	0.00
06417MP74	Bank of Nova Scotia - Houston Branch	4.250	100.0000	06/09/2023	50,000,000.00	50,000,000.00	50,000,000.00	0.00
6558UC59	Nordea ABP - New York Branch	4.900	100.0000	06/20/2023	50,000,000.00	50,000,000.00	50,000,000.00	0.00
23344NL53	DNB Bank ASA - New York Branch	4.760	100.0000	06/20/2023	45,000,000.00	45,000,000.00	45,000,000.00	0.00
23344NL46	DNB Bank ASA - New York Branch	4.770	100.0000	06/20/2023	50,000,000.00	50,000,000.00	50,000,000.00	0.00
78012U6X8	Royal Bank of Canada New York Branch	3.710	100.0000	06/22/2023	25,000,000.00	25,000,000.00	25,000,000.00	0.00
6558UD66	Nordea ABP - New York Branch	4.900	100.0000	06/26/2023	35,000,000.00	35,000,000.00	35,000,000.00	0.00
89115BP60	Toronto-Dominion Bank - New York Branch	5.260	100.0000	06/27/2023	50,000,000.00	50,000,000.00	50,000,000.00	0.00
89115BF70	Toronto-Dominion Bank - New York Branch	5.400	100.0000	08/15/2023	50,000,000.00	50,000,000.00	50,000,000.00	0.00
78015JKE6	Royal Bank of Canada New York Branch	5.390	100.0000	08/21/2023	75,000,000.00	75,000,000.00	75,000,000.00	0.00
89115BWW6	Toronto-Dominion Bank - New York Branch	4.760	100.0000	08/31/2023	50,000,000.00	50,000,000.00	50,000,000.00	0.00
06367D2F1	Bank of Montreal - Chicago Branch	5.430	100.0000	09/01/2023	50,000,000.00	50,000,000.00	50,000,000.00	0.00
89115BCB4	Toronto-Dominion Bank - New York Branch	5.570	100.0000	09/05/2023	50,000,000.00	50,000,000.00	50,000,000.00	0.00
06417MR23	Bank of Nova Scotia - Houston Branch	4.771	100.0000	09/29/2023	50,000,000.00	50,000,000.00	50,000,000.00	0.00
06367D4D4	Bank of Montreal - Chicago Branch	5.350	100.0000	09/29/2023	25,000,000.00	25,000,000.00	25,000,000.00	0.00
89115BKK5	Toronto-Dominion Bank - New York Branch	5.410	100.0000	10/10/2023	50,000,000.00	50,000,000.00	50,000,000.00	0.00
78015JMA2	Royal Bank of Canada New York Branch	5.590	100.0000	10/11/2023	50,000,000.00	50,000,000.00	50,000,000.00	0.00
78015JQ26	Royal Bank of Canada New York Branch	5.280	100.0000	10/23/2023	25,000,000.00	25,000,000.00	25,000,000.00	0.00
06367D4H5	Bank of Montreal - Chicago Branch	5.356	100.0000	10/30/2023	50,000,000.00	50,000,000.00	50,000,000.00	0.00
89115BJK7	Toronto-Dominion Bank - New York Branch	5.470	100.0000	11/01/2023	50,000,000.00	50,000,000.00	50,000,000.00	0.00
78015JNS2	Royal Bank of Canada New York Branch	5.470	100.0000	11/22/2023	50,000,000.00	50,000,000.00	50,000,000.00	0.00
89115BMP2	Toronto-Dominion Bank - New York Branch	5.390	100.0000	11/24/2023	50,000,000.00	50,000,000.00	50,000,000.00	0.00
78015JQJ9	Royal Bank of Canada New York Branch	5.410	100.0000	11/30/2023	50,000,000.00	50,000,000.00	50,000,000.00	0.00
78015JP68	Royal Bank of Canada New York Branch	4.945	100.0000	12/15/2023	50,000,000.00	50,000,000.00	50,000,000.00	0.00
78015JQA8	Royal Bank of Canada New York Branch	5.420	100.0000	01/03/2024	50,000,000.00	50,000,000.00	50,000,000.00	0.00
89115BNB2	Toronto-Dominion Bank - New York Branch	5.390	100.0000	01/10/2024	50,000,000.00	50,000,000.00	50,000,000.00	0.00
89115BRT9	Toronto-Dominion Bank - New York Branch	5.220	100.0000	01/24/2024	40,000,000.00	40,000,000.00	40,000,000.00	0.00
78015JVE4	Royal Bank of Canada New York Branch	5.260	100.0000	01/31/2024	50,000,000.00	50,000,000.00	50,000,000.00	0.00
---	---	5.132	100.0000	09/16/2023	1,420,000,000.00	1,420,000,000.00	1,420,000,000.00	0.00

CP

Cusip	Description	Yield	Market Price	Final Maturity	Par Value	Market Value	Book Value	Net Unrealized Gain/Loss
47816GT58	Johnson & Johnson	4.875	99.9471	06/05/2023	25,000,000.00	24,986,777.78	24,986,777.78	0.00
63763QT56	National Securities Clearing Corporation	4.815	99.9476	06/05/2023	25,000,000.00	24,986,888.89	24,986,888.89	0.00
71344UT58	PepsiCo, Inc.	4.978	99.9457	06/05/2023	50,000,000.00	49,972,833.33	49,972,833.33	0.00
14912ET56	Caterpillar Financial Services Corporation	5.100	99.9441	06/05/2023	57,440,000.00	57,407,897.42	57,407,897.42	0.00
63763QT64	National Securities Clearing Corporation	4.921	99.9329	06/06/2023	50,000,000.00	49,966,458.33	49,966,458.33	0.00
23102VT67	Cummins Inc.	5.062	99.9308	06/06/2023	68,000,000.00	67,952,966.67	67,952,966.67	0.00
14912ET72	Caterpillar Financial Services Corporation	5.111	99.9160	06/07/2023	50,000,000.00	49,958,000.00	49,958,000.00	0.00

89233HTC8	Toyota Motor Credit Corporation	5.095	99.8472	06/12/2023	50,000,000.00	49,923,611.11	49,923,611.11	0.00
23102VTD2	Cummins Inc.	5.032	99.8350	06/13/2023	25,000,000.00	24,958,750.00	24,958,750.00	0.00
89233HTE4	Toyota Motor Credit Corporation	5.068	99.8202	06/14/2023	50,000,000.00	49,910,083.33	49,910,083.33	0.00
02314QTE9	Amazon.com, Inc.	4.859	99.8274	06/14/2023	25,000,000.00	24,956,847.22	24,956,847.22	0.00
03785ETG9	Apple Inc.	5.104	99.7904	06/16/2023	50,000,000.00	49,895,208.33	49,895,208.33	0.00
66985MTL3	Novartis Finance Corporation	4.991	99.7414	06/20/2023	62,250,000.00	62,089,014.58	62,089,014.58	0.00
24422MTL5	John Deere Capital Corporation	5.015	99.7398	06/20/2023	50,000,000.00	49,869,902.78	49,869,902.78	0.00
24422MTL5	John Deere Capital Corporation	5.015	99.7398	06/20/2023	50,000,000.00	49,869,902.78	49,869,902.78	0.00
63763QTN7	National Securities Clearing Corporation	5.073	99.7095	06/22/2023	65,000,000.00	64,811,175.00	64,811,175.00	0.00
23102VTS9	Cummins Inc.	5.139	99.6486	06/26/2023	13,000,000.00	12,954,319.44	12,954,319.44	0.00
63763QTT4	National Securities Clearing Corporation	5.096	99.6389	06/27/2023	20,000,000.00	19,927,777.78	19,927,777.78	0.00
63763QTT4	National Securities Clearing Corporation	5.093	99.6389	06/27/2023	25,000,000.00	24,909,722.22	24,909,722.22	0.00
89233HTU8	Toyota Motor Credit Corporation	5.104	99.6242	06/28/2023	50,000,000.00	49,812,125.00	49,812,125.00	0.00
24422MTU5	John Deere Capital Corporation	5.093	99.6250	06/28/2023	25,000,000.00	24,906,250.00	24,906,250.00	0.00
24422MTU5	John Deere Capital Corporation	5.093	99.6250	06/28/2023	25,000,000.00	24,906,250.00	24,906,250.00	0.00
24422MTU5	John Deere Capital Corporation	5.093	99.6250	06/28/2023	50,000,000.00	49,812,500.00	49,812,500.00	0.00
24422MTU5	John Deere Capital Corporation	5.093	99.6250	06/28/2023	50,000,000.00	49,812,500.00	49,812,500.00	(0.00)
0530A3TU2	Automatic Data Processing, Inc.	5.229	99.6137	06/28/2023	50,000,000.00	49,806,875.00	49,806,875.00	0.00
0530A3TV0	Automatic Data Processing, Inc.	5.261	99.5971	06/29/2023	21,450,000.00	21,363,580.33	21,363,580.33	0.00
89233HTW4	Toyota Motor Credit Corporation	5.105	99.5964	06/30/2023	50,000,000.00	49,798,208.33	49,798,208.33	0.00
63763QU39	National Securities Clearing Corporation	4.804	99.5556	07/03/2023	50,000,000.00	49,777,777.78	49,791,111.11	(13,333.33)
63763QU39	National Securities Clearing Corporation	5.096	99.5556	07/03/2023	25,000,000.00	24,888,888.89	24,888,888.89	0.00
89233HU36	Toyota Motor Credit Corporation	5.137	99.5520	07/03/2023	35,000,000.00	34,843,200.00	34,843,200.00	0.00
63763QU62	National Securities Clearing Corporation	4.846	99.5392	07/06/2023	25,000,000.00	24,884,791.67	24,884,791.67	0.00
7426M3U64	Private Export Funding Corporation	5.166	99.5061	07/06/2023	25,000,000.00	24,876,527.78	24,876,527.78	0.00
63763QU70	National Securities Clearing Corporation	5.097	99.5000	07/07/2023	25,000,000.00	24,875,000.00	24,875,000.00	0.00
23102VUA6	Cummins Inc.	5.244	99.4367	07/10/2023	16,443,000.00	16,350,371.10	16,351,083.63	(712.53)
23102VUA6	Cummins Inc.	5.232	99.4367	07/10/2023	30,000,000.00	29,830,999.99	29,832,625.00	(1,625.01)
23102VUA6	Cummins Inc.	5.284	99.4367	07/10/2023	23,785,000.00	23,651,011.16	23,651,011.16	0.00
63763QUB1	National Securities Clearing Corporation	5.119	99.4422	07/11/2023	25,000,000.00	24,860,555.56	24,860,555.56	0.00
63763QUC9	National Securities Clearing Corporation	5.001	99.4283	07/12/2023	20,000,000.00	19,885,655.55	19,888,388.89	(2,733.34)
63763QUC9	National Securities Clearing Corporation	5.119	99.4283	07/12/2023	23,000,000.00	22,868,503.89	22,868,503.89	0.00
02314QUC1	Amazon.com, Inc.	4.953	99.4465	07/12/2023	50,000,000.00	49,723,250.00	49,723,250.00	0.00
21687BUE9	Rabobank Nederland - New York Branch	4.991	99.4183	07/14/2023	39,202,000.00	38,973,964.14	38,973,964.14	0.00
63763QUE5	National Securities Clearing Corporation	4.939	99.4231	07/14/2023	25,000,000.00	24,855,770.83	24,855,770.83	0.00
47816GUH0	Johnson & Johnson	5.013	99.3726	07/17/2023	50,000,000.00	49,686,305.56	49,686,305.56	0.00
63763QUM7	National Securities Clearing Corporation	5.179	99.2931	07/21/2023	50,000,000.00	49,646,527.78	49,646,527.78	0.00
47816GUQ0	Johnson & Johnson	5.086	99.2683	07/24/2023	50,000,000.00	49,634,152.78	49,634,152.78	0.00
63763QUS4	National Securities Clearing Corporation	5.135	99.2315	07/26/2023	25,000,000.00	24,807,881.94	24,807,881.94	0.00
7426M3V14	Private Export Funding Corporation	4.956	99.1782	08/01/2023	25,000,000.00	24,794,548.61	24,794,548.61	0.00
02314QV30	Amazon.com, Inc.	4.971	99.1477	08/03/2023	50,000,000.00	49,573,875.00	49,573,875.00	0.00
63763QV46	National Securities Clearing Corporation	5.273	99.0791	08/04/2023	35,000,000.00	34,677,688.89	34,677,688.89	0.00
47816GV97	Johnson & Johnson	4.942	99.0723	08/09/2023	50,000,000.00	49,536,166.67	49,536,166.67	0.00
24422MVA6	John Deere Capital Corporation	5.287	98.9908	08/10/2023	16,950,000.00	16,778,946.25	16,778,946.25	0.00
7426M3VF3	Private Export Funding Corporation	4.850	99.0146	08/15/2023	21,000,000.00	20,793,062.50	20,793,062.50	0.00
7426M3VF3	Private Export Funding Corporation	4.850	99.0146	08/15/2023	4,000,000.00	3,960,583.33	3,960,583.34	(0.00)
24422MVG3	John Deere Capital Corporation	5.300	98.9022	08/16/2023	15,040,000.00	14,874,894.23	14,874,894.23	0.00
7426M5VP6	Private Export Funding Corporation	5.009	98.8703	08/23/2023	50,000,000.00	49,435,138.89	49,435,138.89	0.00
47816GVX4	Johnson & Johnson	5.182	98.7235	08/31/2023	50,000,000.00	49,361,736.11	49,361,736.11	0.00
7426M3VX4	Private Export Funding Corporation	5.012	98.7614	08/31/2023	50,000,000.00	49,380,694.45	49,380,694.45	0.00
47816GW62	Johnson & Johnson	4.867	98.7174	09/06/2023	20,000,000.00	19,743,488.89	19,743,488.89	0.00
74271UWJ5	The Procter & Gamble Company	5.075	98.5013	09/18/2023	10,000,000.00	9,850,125.00	9,850,125.00	0.00
7426M5WN0	Private Export Funding Corporation	4.830	98.5184	09/22/2023	50,000,000.00	49,259,222.22	49,259,222.22	0.00
46640QWT4	J.P. Morgan Securities LLC	5.139	98.3677	09/27/2023	100,000,000.00	98,367,666.67	98,367,666.67	0.00
7426M3WV7	Private Export Funding Corporation	5.079	98.3500	09/29/2023	100,000,000.00	98,350,000.00	98,350,000.00	0.00
02314QXP9	Amazon.com, Inc.	4.995	98.0600	10/23/2023	25,000,000.00	24,515,000.00	24,515,000.00	0.00
74271UY61	The Procter & Gamble Company	5.179	97.7836	11/06/2023	25,000,000.00	24,445,902.78	24,445,902.78	0.00
02314QYA1	Amazon.com, Inc.	5.033	97.8040	11/10/2023	25,000,000.00	24,451,000.00	24,451,000.00	0.00
---	---	5.057	99.3557	07/18/2023	2,466,560,000.00	2,450,597,302.54	2,450,615,706.75	(18,404.21)

**Corporate
CORP**

Cusip	Description	Yield	Market Price	Final Maturity	Par Value	Market Value	Book Value	Net Unrealized Gain/Loss
742651DT6	PRIVATE EXPORT FUNDING CORP	4.967	99.2250	01/15/2024	25,000,000.00	24,806,250.00	24,785,673.41	20,576.59
742651DT6	PRIVATE EXPORT FUNDING CORP	4.967	99.2250	01/15/2024	25,000,000.00	24,806,250.00	24,785,673.41	20,576.59

**MM Fund
MMFUND**

Cusip	Description	Yield	Market Price	Final Maturity	Par Value	Market Value	Book Value	Net Unrealized Gain/Loss
09248U700	BLKRK LQ:FEDFUND INSTL	5.020	1.0000	05/31/2023	1,000,000.00	1,000,000.00	1,000,000.00	0.00
38141W273	GOLDMAN-FS GOVT INST	5.000	1.0000	05/31/2023	11,000,000.00	11,000,000.00	11,000,000.00	0.00
38141W273	GOLDMAN-FS GOVT INST	5.000	1.0000	05/31/2023	45,000,000.00	45,000,000.00	45,000,000.00	0.00
949921126	ALLSPRING-GOVT MM SEL	5.020	1.0000	05/31/2023	1,000,000.00	1,000,000.00	1,000,000.00	0.00
608919718	FEDERATED HRMS GV O PRMR	4.960	1.0000	05/31/2023	1,000,000.00	1,000,000.00	1,000,000.00	0.00
31607A703	FIDELITY IMM-GOVT INSTL	5.020	1.0000	05/31/2023	100,000,000.00	100,000,000.00	100,000,000.00	0.00
31607A703	FIDELITY IMM-GOVT INSTL	5.020	1.0000	05/31/2023	34,000,000.00	34,000,000.00	34,000,000.00	0.00
31607A703	FIDELITY IMM-GOVT INSTL	5.020	1.0000	05/31/2023	148,000,000.00	148,000,000.00	148,000,000.00	0.00
61747C707	MORG STAN I LQ-GV I	5.000	1.0000	05/31/2023	1,000,000.00	1,000,000.00	1,000,000.00	0.00
4812CA538	JPMORGAN-US GVT MM EMPWR	5.010	1.0000	05/31/2023	1,000,000.00	1,000,000.00	1,000,000.00	0.00
85749T517	SS INST INV-US GV MM OPP	5.000	1.0000	05/31/2023	1,000,000.00	1,000,000.00	1,000,000.00	0.00
---	---	5.016	1.0000	05/31/2023	344,000,000.00	344,000,000.00	344,000,000.00	0.00

**Muni
MUNI**

Cusip	Description	Yield	Market Price	Final Maturity	Par Value	Market Value	Book Value	Net Unrealized Gain/Loss
79773KKM5	SAN FRANCISCO CALIF CITY & CNTY	5.035	100.0550	06/15/2023	25,000,000.00	25,013,750.00	25,009,153.85	4,596.15
8014952P6	SANTA CLARA CALIF UNI SCH DIST	0.210	99.6650	07/01/2023	2,870,000.00	2,860,385.50	2,870,000.00	(9,614.50)
797508JT6	SAN DIEGUIO CALIF UN HIGH SCH DIST	0.275	99.2260	08/01/2023	425,000.00	421,710.50	425,000.00	(3,289.50)
826239FX8	SIERRA CALIF JT CMNTY COLLEGE DIST	0.229	99.1940	08/01/2023	260,000.00	257,904.40	260,000.00	(2,095.60)
797508HV3	SAN DIEGUIO CALIF UN HIGH SCH DIST	0.275	99.2260	08/01/2023	1,000,000.00	992,260.00	1,000,000.00	(7,740.00)
419792F76	HAWAII ST	0.422	99.2960	08/01/2023	15,000,000.00	14,894,400.00	15,000,000.00	(105,600.00)
987388GT6	YOSEMITE CALIF CMNTY COLLEGE DIST	1.140	99.3440	08/01/2023	750,000.00	745,080.00	750,000.00	(4,920.00)
757710UR7	REDONDO BEACH CALIF UNI SCH DIST	1.222	99.3340	08/01/2023	260,000.00	258,268.40	260,000.00	(1,731.60)
93974EXZ4	WASHINGTON ST	3.250	99.7620	08/01/2023	18,840,000.00	18,795,160.80	18,840,000.00	(44,839.20)
799017XT0	SAN MATEO CALIF UN HIGH SCH DIST	0.256	98.7730	09/01/2023	500,000.00	493,865.00	500,000.00	(6,135.00)
419792D29	HAWAII ST	0.422	98.3980	10/01/2023	3,260,000.00	3,207,774.80	3,260,000.00	(52,225.20)
419792A63	HAWAII ST	0.422	98.3980	10/01/2023	10,000,000.00	9,839,800.00	10,000,000.00	(160,200.00)
882724XJ1	TEXAS ST	0.508	98.4910	10/01/2023	4,745,000.00	4,673,397.95	4,745,000.00	(71,602.05)
826239FY6	SIERRA CALIF JT CMNTY COLLEGE DIST	0.344	94.3680	08/01/2024	500,000.00	471,840.00	500,000.00	(28,160.00)
826239GH2	SIERRA CALIF JT CMNTY COLLEGE DIST	0.354	94.5570	08/01/2024	720,000.00	680,810.40	720,000.00	(39,189.60)
802498YY5	SANTA MONICA-MALIBU UNI SCH DIST CALIF	0.396	94.7990	08/01/2024	1,000,000.00	947,990.00	1,000,000.00	(52,010.00)
93974ETF3	WASHINGTON ST	0.470	94.7410	08/01/2024	14,995,000.00	14,206,412.95	14,995,000.00	(788,587.05)
419792F84	HAWAII ST	0.713	94.9070	08/01/2024	9,000,000.00	8,541,630.00	9,000,000.00	(458,370.00)
074437HA5	BEAUMONT CALIF UNI SCH DIST	0.690	94.2940	08/01/2024	275,000.00	259,308.50	275,000.00	(15,691.50)
987388GU3	YOSEMITE CALIF CMNTY COLLEGE DIST	1.440	95.7030	08/01/2024	700,000.00	669,921.00	700,000.00	(30,079.00)
757710US5	REDONDO BEACH CALIF UNI SCH DIST	1.571	95.6170	08/01/2024	500,000.00	478,085.00	500,000.00	(21,915.00)
93974EYA8	WASHINGTON ST	3.350	97.9490	08/01/2024	13,475,000.00	13,198,627.75	13,475,000.00	(276,372.25)

419792A71	HAWAII ST	0.713	94.2900	10/01/2024	10,000,000.00	9,429,000.00	10,000,000.00	(571,000.00)
419792D37	HAWAII ST	0.713	94.2900	10/01/2024	2,500,000.00	2,357,250.00	2,500,000.00	(142,750.00)
882724XK8	TEXAS ST	0.794	94.7800	10/01/2024	5,810,000.00	5,506,718.00	5,810,000.00	(303,282.00)
419792F92	HAWAII ST	1.033	92.7330	08/01/2025	6,250,000.00	5,795,812.50	6,250,000.00	(454,187.50)
802498Y22	SANTA MONICA-MALIBU UNI SCH DIST CALIF	0.669	91.9240	08/01/2025	1,000,000.00	919,240.00	1,000,000.00	(80,760.00)
56781RK73	MARIN CALIF CMNTY COLLEGE DIST	0.763	92.3670	08/01/2025	1,065,000.00	983,708.55	1,065,000.00	(81,291.45)
074437HB3	BEAUMONT CALIF UNI SCH DIST	1.109	91.9650	08/01/2025	500,000.00	459,825.00	500,000.00	(40,175.00)
7994082E8	SAN RAMON VALLEY CALIF UNI SCH DIST	0.967	92.3990	08/01/2025	4,505,000.00	4,162,574.95	4,505,000.00	(342,425.05)
93974EYB6	WASHINGTON ST	3.350	97.4990	08/01/2025	10,065,000.00	9,813,274.35	10,065,000.00	(251,725.65)
419792A89	HAWAII ST	1.033	96.0370	10/01/2025	12,775,000.00	12,268,726.75	13,275,513.93	(1,006,787.18)
419792D45	HAWAII ST	1.033	92.2840	10/01/2025	3,660,000.00	3,377,594.40	3,660,000.00	(282,405.60)
93974EYC4	WASHINGTON ST	3.370	97.1170	08/01/2026	20,825,000.00	20,224,615.25	20,825,000.00	(600,384.75)
13063D3N6	CALIFORNIA ST	4.847	101.1300	03/01/2027	9,300,000.00	9,405,090.00	9,300,000.00	105,090.00
---	---	2.152	97.3041	09/19/2024	212,330,000.00	206,611,812.70	212,839,667.77	(6,227,855.07)

Mutual Fund
Open-End Fund

Cusip	Description	Yield	Market Price	Final Maturity	Par Value	Market Value	Book Value	Net Unrealized Gain/Loss
CLTRSF	CALTRUST	3.560	1.0086	---	93,213,169.12	94,017,200.84	94,017,200.84	(0.00)
CLTRSF	CALTRUST	3.560	1.0086	---	93,213,169.12	94,017,200.84	94,017,200.84	(0.00)

Non-US Gov
SOVEREIGN GOV

Cusip	Description	Yield	Market Price	Final Maturity	Par Value	Market Value	Book Value	Net Unrealized Gain/Loss
459516LT5	INTERNATIONAL FINANCE CORP	5.117	98.4245	09/15/2023	50,000,000.00	49,259,472.22	49,259,472.22	(47,222.22)
3130AUPW8	FEDERAL HOME LOAN BANKS	4.870	99.8500	01/26/2024	25,000,000.00	24,962,500.00	24,981,010.96	(18,510.96)
3130AUPW8	FEDERAL HOME LOAN BANKS	4.850	99.8500	01/26/2024	35,000,000.00	34,947,500.00	34,977,884.32	(30,384.32)
---	---	4.975	99.2071	11/27/2023	110,000,000.00	109,122,250.00	109,218,367.49	(96,117.49)

Non-US Gov
SUPRANATIONAL

Cusip	Description	Yield	Market Price	Final Maturity	Par Value	Market Value	Book Value	Net Unrealized Gain/Loss
45950VQ22	INTERNATIONAL FINANCE CORP	0.829	97.3670	01/19/2024	25,000,000.00	24,341,750.00	24,993,906.03	(652,156.03)
45906M3C3	INTERNATIONAL BANK FOR RECONSTRUCTION AND DEVELOPM	2.540	97.5829	03/28/2024	3,895,000.00	3,800,853.96	3,885,958.56	(85,104.61)
45950VPQ3	INTERNATIONAL FINANCE CORP	0.273	94.2410	08/22/2024	25,000,000.00	23,560,250.00	24,993,065.22	(1,432,815.22)
45950VQ44	INTERNATIONAL FINANCE CORP	0.484	94.0669	09/23/2024	25,000,000.00	23,516,725.00	24,985,656.93	(1,468,931.93)
45950VQL3	INTERNATIONAL FINANCE CORPORATION	0.719	94.0230	10/29/2024	25,000,000.00	23,505,750.00	24,986,429.11	(1,480,679.11)
45950VRA6	INTERNATIONAL FINANCE CORP	1.099	94.1330	01/21/2025	25,000,000.00	23,533,250.00	24,976,322.99	(1,443,072.99)
45950VRX6	INTERNATIONAL FINANCE CORP	4.077	100.0140	02/01/2027	25,000,000.00	25,003,500.00	24,935,591.22	67,908.78
---	---	1.278	95.6886	01/16/2025	153,895,000.00	147,262,078.96	153,756,930.07	(6,494,851.11)

Repo
REPO

Cusip	Description	Yield	Market Price	Final Maturity	Par Value	Market Value	Book Value	Net Unrealized Gain/Loss
RP06012023503	Reference Number: L23053100059A0	5.030	100.0000	06/01/2023	200,000,000.00	200,000,000.00	200,000,000.00	0.00
RP06012023503	Reference Number: L23053100059A0	5.030	100.0000	06/01/2023	200,000,000.00	200,000,000.00	200,000,000.00	0.00

US Gov
T-BILL

Cusip	Description	Yield	Market Price	Final Maturity	Par Value	Market Value	Book Value	Net Unrealized Gain/Loss
912797FM4	UNITED STATES TREASURY	5.854	99.9259	06/06/2023	10,000,000.00	9,992,590.30	9,991,998.61	591.69
912797FM4	UNITED STATES TREASURY	5.854	99.9259	06/06/2023	10,000,000.00	9,992,590.30	9,991,998.61	591.69
912797FM4	UNITED STATES TREASURY	7.688	99.9259	06/06/2023	10,000,000.00	9,992,590.30	9,989,483.36	3,106.94
912797FM4	UNITED STATES TREASURY	6.413	99.9259	06/06/2023	10,000,000.00	9,992,590.30	9,991,226.39	1,363.91
912797FM4	UNITED STATES TREASURY	6.481	99.9259	06/06/2023	10,000,000.00	9,992,590.30	9,991,138.89	1,451.41
912797FN2	UNITED STATES TREASURY	5.723	99.8235	06/13/2023	10,000,000.00	9,982,350.00	9,981,266.67	1,083.33
912797FN2	UNITED STATES TREASURY	5.718	99.8235	06/13/2023	10,000,000.00	9,982,350.00	9,981,283.34	1,066.66
912797FN2	UNITED STATES TREASURY	5.769	99.8235	06/13/2023	10,000,000.00	9,982,350.00	9,981,116.67	1,233.33
912797FN2	UNITED STATES TREASURY	5.723	99.8235	06/13/2023	10,000,000.00	9,982,350.00	9,981,266.67	1,083.33
912797FN2	UNITED STATES TREASURY	5.498	99.8235	06/13/2023	25,000,000.00	24,955,875.00	24,955,010.00	865.00
912797FN2	UNITED STATES TREASURY	5.507	99.8235	06/13/2023	10,000,000.00	9,982,350.00	9,981,963.33	386.67
912797FP7	UNITED STATES TREASURY	5.549	99.7261	06/20/2023	15,000,000.00	14,958,912.45	14,956,854.16	2,058.29
912796ZS1	UNITED STATES TREASURY	4.932	99.5226	07/06/2023	25,000,000.00	24,880,659.75	24,883,090.28	(2,430.53)
912796XQ7	UNITED STATES TREASURY	5.013	99.4033	07/13/2023	25,000,000.00	24,850,812.50	24,857,593.75	(6,781.25)
912796XQ7	UNITED STATES TREASURY	5.010	99.4033	07/13/2023	25,000,000.00	24,850,812.50	24,857,666.67	(6,854.17)
912796XQ7	UNITED STATES TREASURY	4.989	99.4033	07/13/2023	25,000,000.00	24,850,812.50	24,858,250.00	(7,437.50)
912797FZ5	UNITED STATES TREASURY	4.967	99.2230	07/25/2023	25,000,000.00	24,805,750.00	24,819,325.00	(13,575.00)
912796Y29	UNITED STATES TREASURY	5.255	99.1888	07/27/2023	20,000,000.00	19,837,755.60	19,840,073.33	(2,317.73)
912796Y37	UNITED STATES TREASURY	5.218	99.0953	08/03/2023	10,000,000.00	9,909,525.00	9,911,100.00	(1,575.00)
912797GF8	UNITED STATES TREASURY	4.917	99.0518	08/08/2023	25,000,000.00	24,762,944.50	24,775,222.29	(12,277.79)
912797GF8	UNITED STATES TREASURY	4.906	99.0518	08/08/2023	25,000,000.00	24,762,944.50	24,775,694.45	(12,749.95)
912797GF8	UNITED STATES TREASURY	4.908	99.0518	08/08/2023	50,000,000.00	49,525,889.00	49,551,200.00	(25,311.00)
912797GF8	UNITED STATES TREASURY	5.113	99.0518	08/08/2023	5,000,000.00	4,952,588.90	4,953,244.33	(655.43)
912797GF8	UNITED STATES TREASURY	5.168	99.0518	08/08/2023	10,000,000.00	9,905,177.80	9,905,259.00	(81.20)
912796CS6	UNITED STATES TREASURY	4.918	98.3109	09/28/2023	15,000,000.00	14,746,629.15	14,765,743.54	(19,114.39)
912796CS6	UNITED STATES TREASURY	4.919	98.3109	09/28/2023	15,000,000.00	14,746,629.15	14,765,718.75	(19,089.60)
912796CS6	UNITED STATES TREASURY	4.884	98.3109	09/28/2023	25,000,000.00	24,577,715.25	24,612,117.85	(34,402.60)
912796CS6	UNITED STATES TREASURY	4.917	98.3109	09/28/2023	25,000,000.00	24,577,715.25	24,609,324.66	(31,609.41)
912796CS6	UNITED STATES TREASURY	4.917	98.3109	09/28/2023	25,000,000.00	24,577,715.25	24,609,324.66	(31,609.41)
912797FA0	UNITED STATES TREASURY	4.929	98.0586	10/12/2023	50,000,000.00	49,029,284.50	49,125,802.09	(96,517.59)
912797FA0	UNITED STATES TREASURY	5.222	98.0586	10/12/2023	15,000,000.00	14,708,785.35	14,721,317.90	(12,532.55)
912797FC6	UNITED STATES TREASURY	5.170	97.8440	10/26/2023	15,000,000.00	14,676,600.00	14,695,587.50	(18,987.50)
---	UNITED STATES TREASURY	5.202	99.0503	08/06/2023	595,000,000.00	589,326,235.40	589,667,262.72	(341,027.32)

US Gov
US GOV

Cusip	Description	Yield	Market Price	Final Maturity	Par Value	Market Value	Book Value	Net Unrealized Gain/Loss
912828ZU7	UNITED STATES TREASURY	0.469	99.7813	06/15/2023	50,000,000.00	49,890,625.00	49,995,811.78	(105,186.78)
9128284U1	UNITED STATES TREASURY	2.336	99.7813	06/30/2023	10,000,000.00	9,978,125.00	10,002,248.11	(24,123.11)
912828S92	UNITED STATES TREASURY	0.334	99.3281	07/31/2023	50,000,000.00	49,664,062.50	50,075,078.84	(411,016.34)
91282CCN9	UNITED STATES TREASURY	0.384	99.1250	07/31/2023	25,000,000.00	24,781,250.00	24,989,404.22	(208,154.22)
91282CDA6	UNITED STATES TREASURY	2.157	98.3125	09/30/2023	50,000,000.00	49,156,250.00	49,690,922.42	(534,672.42)
91282CDA6	UNITED STATES TREASURY	2.185	98.3125	09/30/2023	25,000,000.00	24,578,125.00	24,843,238.55	(265,113.55)
91282CAP6	UNITED STATES TREASURY	2.274	98.0781	10/15/2023	10,000,000.00	9,807,812.50	9,921,777.35	(113,964.85)
912828T91	UNITED STATES TREASURY	0.319	98.4688	10/31/2023	20,000,000.00	19,693,750.00	20,108,341.63	(414,591.63)
912828T91	UNITED STATES TREASURY	2.617	98.4688	10/31/2023	10,000,000.00	9,846,875.00	9,959,834.56	(112,959.56)
912828SK2	UNITED STATES TREASURY	2.300	99.0000	10/31/2023	10,000,000.00	9,900,000.00	10,023,325.89	(123,325.89)
91282CDM0	UNITED STATES TREASURY	2.495	97.6250	11/30/2023	15,000,000.00	14,643,750.00	14,854,729.35	(210,979.35)
912828S29	UNITED STATES TREASURY	5.025	98.1719	01/31/2024	25,000,000.00	24,542,968.75	24,592,879.47	(49,910.72)
91282CBM2	UNITED STATES TREASURY	0.219	96.4063	02/15/2024	25,000,000.00	24,101,562.50	24,983,446.82	(881,884.32)
91282CBR1	UNITED STATES TREASURY	0.287	96.1719	03/15/2024	50,000,000.00	48,085,937.50	49,985,482.54	(1,899,545.04)

912828W71	UNITED STATES TREASURY	2.395	97.4531	03/31/2024	30,000,000.00	29,235,937.50	29,934,695.62	(698,758.12)
91282CEG2	UNITED STATES TREASURY	2.358	97.5469	03/31/2024	10,000,000.00	9,754,687.50	9,991,275.89	(236,588.39)
912826R6	UNITED STATES TREASURY	4.390	97.2656	04/30/2024	25,000,000.00	24,316,406.25	24,527,468.95	(211,062.70)
912828WJ5	UNITED STATES TREASURY	5.256	97.4219	05/15/2024	50,000,000.00	48,710,937.50	48,733,818.55	(22,881.05)
91282CCC3	UNITED STATES TREASURY	4.274	95.3594	05/15/2024	15,000,000.00	14,303,906.25	14,443,074.37	(139,168.12)
912828XT2	UNITED STATES TREASURY	2.567	96.8750	05/31/2024	10,000,000.00	9,687,500.00	9,945,148.06	(257,648.06)
91282CER8	UNITED STATES TREASURY	2.502	97.3438	05/31/2024	20,000,000.00	19,468,750.00	19,999,609.91	(530,859.91)
91282CER8	UNITED STATES TREASURY	2.563	97.3438	05/31/2024	20,000,000.00	19,468,750.00	19,987,890.63	(519,140.63)
912828XX3	UNITED STATES TREASURY	2.558	96.6719	06/30/2024	25,000,000.00	24,167,968.75	24,853,824.01	(685,855.26)
912828XX3	UNITED STATES TREASURY	3.217	96.6719	06/30/2024	10,000,000.00	9,667,187.50	9,873,588.10	(206,400.60)
91282CCX7	UNITED STATES TREASURY	0.439	94.3438	09/15/2024	25,000,000.00	23,585,937.50	24,979,392.39	(1,393,454.89)
91282CCX7	UNITED STATES TREASURY	0.438	94.3438	09/15/2024	25,000,000.00	23,585,937.50	24,979,794.52	(1,393,857.02)
91282CFN6	UNITED STATES TREASURY	4.215	99.1563	09/30/2024	25,000,000.00	24,789,062.50	25,011,060.14	(221,997.64)
91282CDB4	UNITED STATES TREASURY	0.754	94.3906	10/15/2024	25,000,000.00	23,597,656.25	24,956,373.64	(1,358,717.39)
912828YV6	UNITED STATES TREASURY	1.747	95.3125	11/30/2024	25,000,000.00	23,828,125.00	24,910,290.19	(1,082,165.19)
912828ZC7	UNITED STATES TREASURY	0.540	94.2188	02/28/2025	10,000,000.00	9,421,875.00	10,101,128.66	(679,253.66)
912828ZF0	UNITED STATES TREASURY	0.647	93.0156	03/31/2025	25,000,000.00	23,253,906.25	24,933,769.96	(1,679,863.71)
912828ZF0	UNITED STATES TREASURY	0.619	93.0156	03/31/2025	25,000,000.00	23,253,906.25	24,946,041.44	(1,692,135.19)
91282CEH0	UNITED STATES TREASURY	2.647	96.6250	04/15/2025	10,000,000.00	9,662,500.00	9,996,088.75	(333,588.75)
912828ZL7	UNITED STATES TREASURY	0.445	92.5625	04/30/2025	15,000,000.00	13,884,375.00	14,980,124.59	(1,095,749.59)
9128284R8	UNITED STATES TREASURY	2.799	97.0469	05/31/2025	15,000,000.00	14,557,031.25	15,021,614.24	(464,582.99)
91282CAB7	UNITED STATES TREASURY	0.675	91.6563	07/31/2025	25,000,000.00	22,914,062.50	24,773,272.15	(1,859,209.65)
91282CAM3	UNITED STATES TREASURY	0.815	91.3125	09/30/2025	25,000,000.00	22,828,125.00	24,676,527.21	(1,848,402.21)
91282CAM3	UNITED STATES TREASURY	0.950	91.3125	09/30/2025	25,000,000.00	22,828,125.00	24,600,140.32	(1,772,015.32)
91282CBC4	UNITED STATES TREASURY	0.700	90.9375	12/31/2025	25,000,000.00	22,734,375.00	24,793,462.87	(2,059,087.87)
91282CBH3	UNITED STATES TREASURY	2.447	90.6406	01/31/2026	15,000,000.00	13,596,093.75	14,213,160.74	(617,066.99)
91282CBH3	UNITED STATES TREASURY	0.586	90.6406	01/31/2026	10,000,000.00	9,064,062.50	9,944,565.35	(880,502.85)
91282CBH3	UNITED STATES TREASURY	0.593	90.6406	01/31/2026	10,000,000.00	9,064,062.50	9,942,720.72	(878,658.22)
912828P46	UNITED STATES TREASURY	0.799	93.6406	02/15/2026	10,000,000.00	9,364,062.50	10,219,162.41	(855,099.91)
912828P46	UNITED STATES TREASURY	0.670	93.6406	02/15/2026	10,000,000.00	9,364,062.50	10,254,340.84	(890,278.34)
91282CBQ3	UNITED STATES TREASURY	0.591	90.7188	02/28/2026	20,000,000.00	18,143,750.00	19,950,787.61	(1,807,037.61)
91282CBT7	UNITED STATES TREASURY	0.715	91.2813	03/31/2026	25,000,000.00	22,820,312.50	25,024,375.75	(2,204,063.25)
91282CCJ8	UNITED STATES TREASURY	0.882	91.0625	06/30/2026	20,000,000.00	18,212,500.00	19,995,787.75	(1,783,287.75)
91282CCJ8	UNITED STATES TREASURY	0.906	91.0625	06/30/2026	35,000,000.00	31,871,875.00	34,967,131.31	(3,095,256.31)
91282CCW9	UNITED STATES TREASURY	0.832	90.1719	08/31/2026	25,000,000.00	22,542,968.75	24,935,265.11	(2,392,296.36)
91282CCW9	UNITED STATES TREASURY	0.902	90.1719	08/31/2026	25,000,000.00	22,542,968.75	24,879,707.77	(2,336,739.02)
91282CCZ2	UNITED STATES TREASURY	0.982	90.4531	09/30/2026	20,000,000.00	18,090,625.00	19,930,574.75	(1,839,949.75)
91282CCZ2	UNITED STATES TREASURY	2.540	90.4531	09/30/2026	15,000,000.00	13,567,968.75	14,218,423.14	(650,454.39)
91282CDG3	UNITED STATES TREASURY	2.884	91.0000	10/31/2026	10,000,000.00	9,100,000.00	9,440,626.89	(340,626.89)
912810EY0	UNITED STATES TREASURY	4.205	107.7813	11/15/2026	25,000,000.00	26,945,312.50	26,803,927.66	141,384.84
91282CDK4	UNITED STATES TREASURY	4.099	91.2031	11/30/2026	25,000,000.00	22,800,781.25	22,723,949.91	76,831.34
912810EZ7	UNITED STATES TREASURY	3.048	108.8750	02/15/2027	15,000,000.00	16,331,250.00	16,844,529.13	(513,279.13)
91282CEF4	UNITED STATES TREASURY	2.502	94.9844	03/31/2027	25,000,000.00	23,746,093.75	24,998,503.61	(1,252,409.86)
91282CEF4	UNITED STATES TREASURY	2.503	94.9844	03/31/2027	25,000,000.00	23,746,093.75	24,997,007.21	(1,250,913.46)
912828ZS2	UNITED STATES TREASURY	2.845	87.5000	05/31/2027	20,000,000.00	17,500,000.00	18,264,076.19	(764,076.19)
91282CEW7	UNITED STATES TREASURY	3.109	97.5625	06/30/2027	15,000,000.00	14,634,375.00	15,079,278.37	(444,903.37)
91282CEW7	UNITED STATES TREASURY	3.213	97.5625	06/30/2027	15,000,000.00	14,634,375.00	15,020,716.37	(386,341.37)
912810FA1	UNITED STATES TREASURY	3.247	109.2813	08/15/2027	15,000,000.00	16,392,187.50	16,808,940.40	(416,752.90)
912810FA1	UNITED STATES TREASURY	3.483	109.2813	08/15/2027	15,000,000.00	16,392,187.50	16,662,610.62	(270,423.12)
91282CFH9	UNITED STATES TREASURY	3.269	97.0781	08/31/2027	5,000,000.00	4,853,906.25	4,971,945.17	(118,038.92)
912810FB9	UNITED STATES TREASURY	4.003	109.0781	11/15/2027	15,000,000.00	16,361,718.75	16,274,670.33	87,048.42
91282CFZ9	UNITED STATES TREASURY	3.840	100.1563	11/30/2027	15,000,000.00	15,023,437.50	15,020,823.69	2,613.81
---	UNITED STATES TREASURY	1.913	96.0836	04/15/2025	1,395,000,000.00	1,338,885,156.25	1,392,363,605.47	(53,478,449.22)

Summary								
Cusip	Description	Yield	Market Price	Final Maturity	Par Value	Market Value	Book Value	Net Unrealized Gain/Loss
---	---	3.720	94.5689	08/30/2024	14,008,454,607.82	13,681,466,844.73	13,946,207,717.00	(264,740,872.27)



COUNTY OF RIVERSIDE
TREASURER-TAX COLLECTOR
CAPITAL MARKETS

COUNTY ADMINISTRATIVE CENTER
4080 LEMON STREET,
4TH FLOOR,
RIVERSIDE, CA 92502-2205

AGENDA ITEM 6H

WESTERN RIVERSIDE COUNTY REGIONAL CONSERVATION AUTHORITY	
DATE:	October 2, 2023
TO:	Western Riverside County Regional Conservation Authority
FROM:	Jennifer Fuller, Financial Administration Manager Matthew Wallace, Deputy Director of Financial Administration
THROUGH:	Anne Mayer, Executive Director
SUBJECT:	Monthly Investment Report for June 2023

STAFF RECOMMENDATION:

This item is for the Board of Directors to receive and file the Monthly Investment Report for the month ended June 30, 2023.

BACKGROUND INFORMATION:

Per RCA Resolution No. 2023-001, an investment portfolio report shall be provided to the Board monthly. All of RCA's investments are managed by the County of Riverside Treasurer through the Riverside County Pooled Investment Fund.

The monthly investment report for June 2023, as required by state law and Board policy, reflects the investment activities resulting from available operating cash and endowments. As of June 30, 2023, RCA's cash and investments was comprised of the following:

CASH AND INVESTMENTS PORTFOLIO	AMOUNTS
Operating	\$ 99,981,939
Trust	15,332,775
Total	\$ 115,314,714

The monthly investment report includes the following information:

- Investment Portfolio Report;
- County of Riverside Investment Report for the Month Ended June 30, 2023.

RCA's investments were in full compliance with the Board's investment policy adopted on January 9, 2023. Additionally, RCA has adequate cash flows for the next six months.

FISCAL IMPACT:

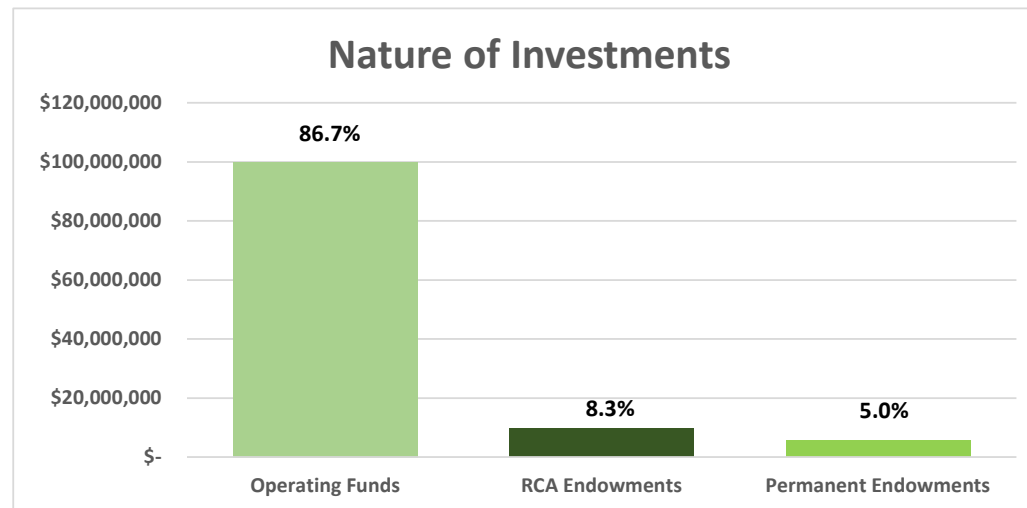
This is an information item. There is no fiscal impact.

Attachments:

- 1) Investment Portfolio Report
- 2) County of Riverside Investment Report for the Month Ended June 30, 2023

Western Riverside County Regional Conservation Authority
Investment Portfolio Report
Period Ended: June 30, 2023 (Unaudited)

	FAIR VALUE	RATING MOODY'S / FITCH	COUPON RATE	YIELD TO MATURITY
OPERATING FUNDS				
County Treasurer's Pooled Investment Fund:				
Operating Funds	\$ 99,981,939	Aaa-bf/AAAF-S1	N/A	3.86%
Subtotal Operating Funds	<u>99,981,939</u>			
FUNDS HELD IN TRUST				
County Treasurer's Pooled Investment Fund:				
RCA Endowments	9,610,414	Aaa-bf/AAAF-S1	N/A	3.86%
Permanent Endowments	5,722,361	Aaa-bf/AAAF-S1	N/A	3.86%
Subtotal Funds Held in Trust	<u>15,332,775</u>			
TOTAL All Cash and Investments	<u>\$ 115,314,714</u>			



COUNTY OF RIVERSIDE

TREASURER-TAX COLLECTOR'S

MANAGED BY

Matt Jennings

Treasurer-Tax Collector

Giovane Pizano

Assistant Treasurer

John Byerly

Chief Investment Officer

Steve Faeth

Senior Investment Officer

Isela Licea

Investment Officer


COUNTY ADMINISTRATIVE CENTER

4080 LEMON STREET,

4TH FLOOR,

RIVERSIDE, CA 92502-2205

WWW.COUNTYTREASURER.ORG



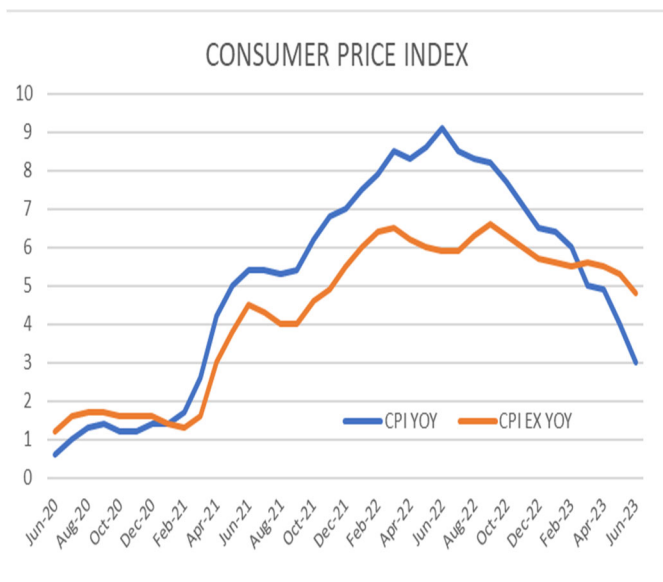
**TREASURER-TAX COLLECTOR'S
POOLED INVESTMENT FUND**

June 2023 REPORT

Fed Pauses Interest Rate Hikes

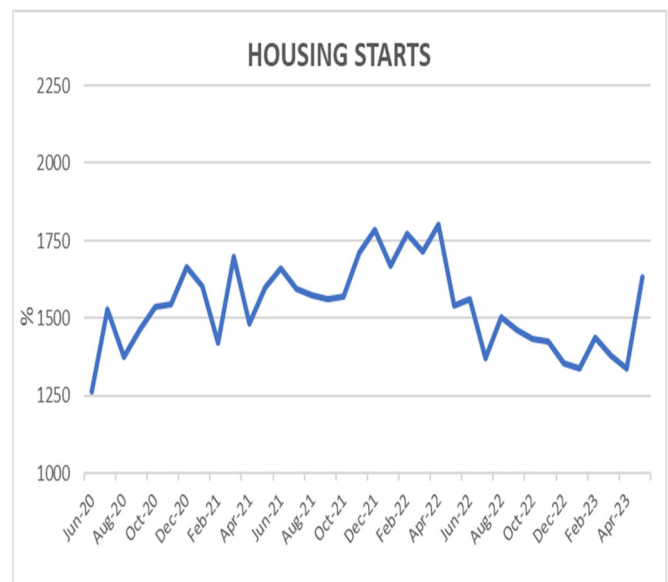
The Federal Reserve (FED) took a breather from hiking the Funds Rate in June. The FED raised rates at every FOMC meeting from March 2022 to May 2023, bringing the Fed Funds rate from 0.00% to 5.00%. In June, the FED paused stating that future moves will be totally data dependent. This higher interest-rate environment helps investors like the Treasurer-Tax Collector's Pooled Investment Fund earn more income.

The economy has remained robust in the face of an aggressive FED policy. Economic indicators released in June showed strength. The nonfarm payroll report showed the U.S. economy added 339,000 net new jobs. GDP growth in Q1 was revised higher from 1.4% to 2.0% amid upward revisions to consumer spending. Inflation adjusted personal consumption grew at a 4.2% annualized rate in the first quarter, the fastest pace since Q2-2021 when consumers were still emerging from their COVID-induced hibernation.



Housing is particularly resilient. Starts unexpectedly shot up 21.7% on the month. Gains were broad based, with a near three year high sequential jump in single family starts, while multifamily starts rocketed 27.1%. The strength in housing is confounding as economists expected higher mortgage rates (now near 7%) to

reduce demand. One suspicion is that those who make all-cash purchases are immune from borrowing costs. Additionally, existing homeowners who currently have low interest rate mortgages are incentivized to keep their home and their low rate, driving down the supply of homes for sale. This limited supply of existing homes for sale is driving buyers to new construction. Locally, Riverside County has expanded its inventory from a recent low of 2,098 listings in January, up to 6,225 in February, slipping a bit again to 3,791 in June.



In Treasury market trading, the 2-year note began the month at a yield of 4.40% and ended at 4.90%. The 5-year note began the month at a yield of 3.75% and ended at 4.15%. Stocks began the month with the Dow Jones Industrial Average at 32,900 and ended at 34,400.

Matt Jennings

Treasurer-Tax Collector

Treasurer Tax-Collector Statement

The Treasurer's Pooled Investment Fund is comprised of contributions from the county, schools, special districts, and other discretionary depositors throughout the County of Riverside. The primary objective of the Treasurer shall be to **safeguard the principal** of the funds under the Treasurer's control, meet the **liquidity needs** of the depositor, and to maximize a **return on the funds** within the given parameters.

The Treasurer-Tax Collector and the Capital Markets team are committed to maintaining the highest credit ratings. The Treasurer's Pooled Investment Fund is currently rated **Aaa-bf** by **Moody's Investor Service** and **AAAf/S1** by **Fitch Ratings**, two of the nation's most trusted bond credit rating services.

Since its inception, the Treasurer's Pooled Investment Fund has been in **full compliance** with the Treasurer's Statement of Investment Policy, which is more restrictive than California. Government Code 53646.

PORTFOLIO SUMMARY

Month End Values \$
are Expressed in
000,000

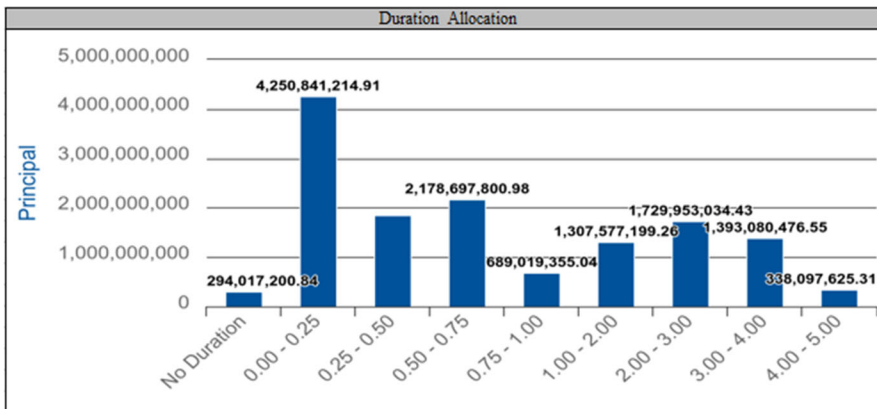
	Jun-23	Dec-22	Jun-22
Principal Value	14,029.81	13,980.27	11,769.16
Market Value*	13,787.80	13,694.33	11,553.41
Book Value*	14,085.78	14,008.04	11,776.05
Unrealized Gain/Loss*	(297.98)	(313.71)	(222.64)
Paper Gain or Loss %	-2.115%	-2.239%	-1.891%
Yield	3.86	2.92	1.08
WAM (Yrs)	1.30	1.22	1.19

* Market values do not include accrued interest.

* Book Value is amount paid changed by amortization. Accretion, adjustments, write downs

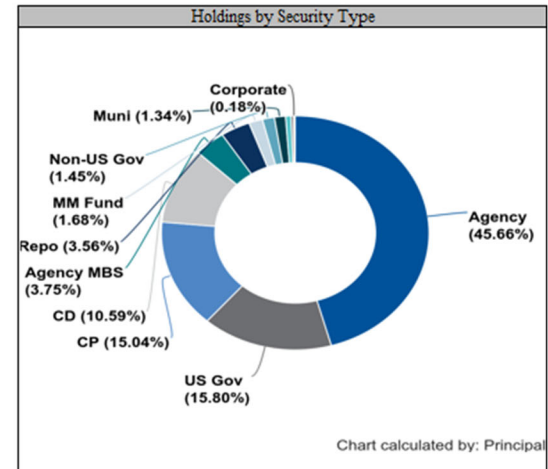
* Unrealized Gain/Loss is Market Value - Book Value

TPIF STATS



Composite Credit Ratings			
Rating	Moody's Rating	Market Value	Fitch Rating
AAA	Aaa	6,499,477,927.44	AAA
AA+	Aaa	295,065,005.00	AAA
AA	Aa2	83,370,605.80	AA
NA	NA	914,769,900.84	NA
A-1+	P-1	5,660,227,726.63	AAA
A-1	P-1	359,339,375.94	F1

Holdings by Security Type					
Security Type Category	Days to Final Maturity	Par Value	Market Price	Yield	Principal
Corporate	199	25,000,000.00	99.0150	4.967	24,674,750.00
Agency CMO	719	43,293,265.90	96.3688	4.586	42,211,802.31
Mutual Fund	---	93,213,169.12	1.0086	3.560	94,017,200.84
Muni	507	187,330,000.00	96.8627	1.770	188,180,815.00
Non-US Gov	446	203,895,000.00	96.2412	2.221	202,808,207.58
MM Fund	0	236,000,000.00	1.0000	5.039	236,000,000.00
Repo	3	500,000,000.00	100.0000	5.080	500,000,000.00
Agency MBS	1329	534,321,510.34	96.0846	4.166	525,642,162.51
CD	165	1,485,000,000.00	100.0000	5.482	1,485,000,000.00
CP	69	2,150,620,000.00	99.0254	5.169	2,109,846,774.53
US Gov	471	2,235,000,000.00	96.8636	3.216	2,216,117,563.09
Agency	669	6,461,076,250.00	96.2791	3.261	6,405,311,989.80
Total	476	14,154,749,195.36	95.0994	3.863	14,029,811,265.66



PORTFOLIO CASHFLOWS

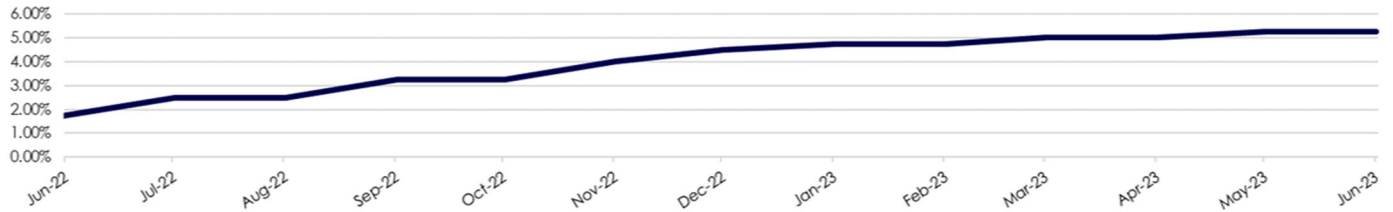
Month	Monthly Receipts	Monthly Disbursements	Difference	Required Matured Investments	Balance	Actual Investments Maturing	Available to Invest > 1 Year
07/2023					109.77		
07/2023	1,400.00	2,100.00	-700.00	590.23	0.00	2,495.12	
08/2023	1,800.00	1,600.00	200.00		200.00	1,248.99	
09/2023	2,100.00	1,750.00	350.00		550.00	1,334.52	
10/2023	1,750.00	2,100.00	-350.00		200.00	942.36	
11/2023	1,670.00	1,800.00	-130.00		70.00	703.14	
12/2023	3,900.00	1,800.00	2100.00		2,170.00	224.44	
01/2024	1,800.00	2,800.00	-1000.00		1,170.00	796.18	
02/2024	1,600.00	2,200.00	-600.00		570.00	376.36	
03/2024	2,600.00	1,900.00	700.00		1,270.00	742.95	
04/2024	3,131.00	2,100.00	1031.00		2,301.00	200.19	
05/2024	2,300.00	3,075.25	-775.25		1,525.75	494.65	
06/2024	2,100.00	2,300.00	-200.00		1,325.75	224.34	
TOTALS	26,151.00	25,525.25	625.75	590.23	11,462.27	9,783.25	13,564.51
				4.17%		69.12%	95.83%

FIXED INCOME MARKETS

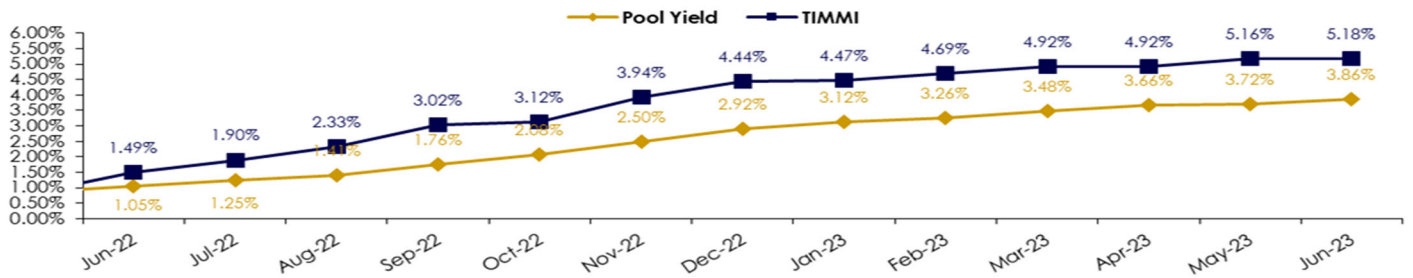
FED FUNDS UPPER LIMIT RATE

Fed Fund Rate: 5.00% to 5.25%

Next FOMC Scheduled Meeting: 07/26/2023



TIMMI



The Treasurer's Institutional Money Market Index (TIMMI) is a composite index of four AAA rated prime institutional money market funds.

Their average yield is compared to the yield of the Treasurer's Pooled Investment Fund in the above graph.

US Treasury Market



US Treasury Yield Curve	3 Mo	6 Mo	1 Yr	2 Yr	3 Yr	5 Yr	10 Yr	30 Yr
06/30/2023 - 06/01/2023	-0.07	0.03	0.29	0.54	0.51	0.43	0.20	0.01
06/30/2023	5.43	5.47	5.40	4.87	4.49	4.13	3.81	3.85
06/01/2023	5.50	5.44	5.11	4.33	3.98	3.70	3.61	3.84

Compliance Status: Full Compliance

The Treasurer's Pooled Investment Fund was in full compliance with the County of Riverside's Treasurer's Statement of Investment Policy. The County's Statement of Investment Policy is more restrictive than California Government Code 53646. The County's Investment Policy is reviewed annually by the County of Riverside's Oversight Committee and approved by the Board of Supervisors.

Investment Category	GOVERNMENT CODE			COUNTY INVESTMENT POLICY			Actual % of Book Value
	Maximum Maturity	Authorized % Limit	S&P/ Moody's	Maximum Maturity	Authorized % Limit	S&P/ Moody's	
MUNICIPAL BONDS (MUNI)	5 YEARS	NO LIMIT	NA	4 YEARS	15%	AA-/Aa3/AA-	1.34%
U.S. TREASURIES	5 YEARS	NO LIMIT	NA	5 YEARS	100%	NA	15.83%
LOCAL AGENCY OBLIGATIONS (LAO)	5 YEARS	NO LIMIT	NA	3 YEARS	2.50%	INVESTMENT GRADE	0.00%
FEDERAL AGENCIES	5 YEARS	NO LIMIT	AAA	5 YEARS	100%	NA	49.60%
COMMERCIAL PAPER (CP)	270 DAYS	40%	A1/P1	270 DAYS	40%	A1/P1/F1	15.15%
NEGOTIABLE CERTIFICATE OF DEPOSITS & COLLATERALIZED TIME DEPOSITS (NCD & TCD)	5 YEARS	30%	NA	1 YEAR	25% Combined	A1/P1/F1	10.56%
INT'L BANK FOR RECONSTRUCTION AND DEVELOPMENT AND INT'L FINANCE CORPORATION	NA	NA	NA	4 YEARS	20%	AA/Aa/AA	1.45%
REPURCHASE AGREEMENTS (REPO)	1 YEARS	NO LIMIT	NA	45 DAYS	40% max, 25% in term repo over 7 days	A1/P1/F1	3.56%
REVERSE REPOS	92 DAYS	20%	NA	60 DAYS	10%	NA	0.00%
MEDIUM TERM NOTES (MTNO)	5 YEARS	30%	A	3 YEARS	20%	A/A2/A	0.18%
CALTRUST SHORT TERM FUND	NA	NA	NA	DAILY LIQUIDITY	1.00%	NA	0.66%
MONEY MARKET MUTUAL FUNDS (MMF)	60 DAYS ⁽¹⁾	20%	AAA/Aaa ⁽²⁾	DAILY LIQUIDITY	20%	AAA by 2 Of 3 RATINGS AGC.	1.67%
LOCAL AGENCY INVESTMENT FUND (LAIF)	NA	NA	NA	DAILY LIQUIDITY	Max \$50 million	NA	0.00%
CASH/DEPOSIT ACCOUNT	NA	NA	NA	NA	NA	NA	0.00%

Agency
AGCY BOND

Cusip	Description	Yield	Market Price	Final Maturity	Par Value	Market Value	Book Value	Net Unrealized Gain/Loss
3130ATLN5	FEDERAL HOME LOAN BANKS	4.308	99.9265	07/27/2023	25,000,000.00	24,981,625.00	25,000,000.00	(18,375.00)
3133EL3E2	FEDERAL FARM CREDIT BANKS FUNDING CORP	0.320	99.4846	08/10/2023	15,945,000.00	15,862,819.47	15,945,000.00	(82,180.53)
3130ATRJ8	FEDERAL HOME LOAN BANKS	4.680	99.9104	08/15/2023	25,000,000.00	24,977,600.00	24,999,351.69	(21,751.69)
3130ATYZ4	FEDERAL HOME LOAN BANKS	4.840	99.9309	08/15/2023	50,000,000.00	49,965,450.00	50,000,000.00	(34,550.00)
3136G4K51	FEDERAL NATIONAL MORTGAGE ASSOCIATION	0.310	99.3899	08/17/2023	15,000,000.00	14,908,485.00	15,000,000.00	(91,515.00)
3135G0U43	FEDERAL NATIONAL MORTGAGE ASSOCIATION	2.345	99.5128	09/12/2023	30,000,000.00	29,853,840.00	30,030,706.47	(176,866.47)
3130ATEZ6	FEDERAL HOME LOAN BANKS	4.200	99.7335	09/20/2023	15,000,000.00	14,960,025.00	15,000,000.00	(39,975.00)
3133EMLE0	FEDERAL FARM CREDIT BANKS FUNDING CORP	0.190	98.8816	09/22/2023	10,000,000.00	9,888,160.00	10,000,000.00	(111,840.00)
3130ATBH9	FEDERAL HOME LOAN BANKS	3.700	99.5947	09/27/2023	20,000,000.00	19,918,940.00	20,000,000.00	(81,060.00)
3130ASLE7	FEDERAL HOME LOAN BANKS	3.203	99.4692	09/29/2023	25,000,000.00	24,867,300.00	25,000,000.00	(132,700.00)
3130ATES2	FEDERAL HOME LOAN BANKS	4.200	99.7017	09/29/2023	50,000,000.00	49,850,850.00	50,000,000.00	(149,150.00)
3133EJD48	FEDERAL FARM CREDIT BANKS FUNDING CORP	3.092	99.4152	10/02/2023	10,000,000.00	9,941,520.00	9,998,944.45	(57,424.45)
3133EMDM1	FEDERAL FARM CREDIT BANKS FUNDING CORP	0.270	98.4931	10/20/2023	10,000,000.00	9,849,310.00	10,000,000.00	(150,690.00)
3130AUH23	FEDERAL HOME LOAN BANKS	5.011	99.8583	10/27/2023	25,000,000.00	24,964,575.00	25,000,000.00	(35,425.00)
3130AUYV0	FEDERAL HOME LOAN BANKS	5.047	99.8544	11/01/2023	25,000,000.00	24,963,600.00	24,997,020.35	(33,420.35)
3137EAEZ8	FEDERAL HOME LOAN MORTGAGE CORP	0.280	98.2698	11/06/2023	10,000,000.00	9,826,980.00	9,998,947.68	(171,967.68)
313588NY7	FEDERAL NATIONAL MORTGAGE ASSOCIATION	5.111	98.1743	11/07/2023	15,000,000.00	14,726,145.00	14,734,743.75	(8,598.75)
3130AUB88	FEDERAL HOME LOAN BANKS	5.010	99.8653	11/08/2023	50,000,000.00	49,932,650.00	50,000,000.00	(67,350.00)
3135G06F5	FEDERAL NATIONAL MORTGAGE ASSOCIATION	0.310	98.1167	11/16/2023	5,000,000.00	4,905,835.00	5,000,000.00	(94,165.00)
3134GXBL7	FEDERAL HOME LOAN MORTGAGE CORP	0.325	98.1464	11/16/2023	15,000,000.00	14,721,960.00	14,998,580.56	(276,620.56)
3135GA3N9	FEDERAL NATIONAL MORTGAGE ASSOCIATION	0.300	98.1131	11/16/2023	10,000,000.00	9,811,310.00	10,000,000.00	(188,690.00)
3133EN2T6	FEDERAL FARM CREDIT BANKS FUNDING CORP	4.800	99.6764	11/21/2023	15,000,000.00	14,951,460.00	14,997,164.13	(45,704.13)
3134GXCA0	FEDERAL HOME LOAN MORTGAGE CORP	0.328	98.0062	11/24/2023	10,710,000.00	10,496,464.02	10,709,639.63	(213,175.61)
3134GXCA0	FEDERAL HOME LOAN MORTGAGE CORP	0.328	98.0062	11/24/2023	10,000,000.00	9,800,620.00	9,999,666.29	(199,046.29)
3130APXH3	FEDERAL HOME LOAN BANKS	2.589	98.1502	11/27/2023	20,000,000.00	19,630,040.00	19,858,056.47	(228,016.47)
3133EMHL9	FEDERAL FARM CREDIT BANKS FUNDING CORP	0.310	97.9167	11/30/2023	10,000,000.00	9,791,670.00	10,000,000.00	(208,330.00)
3133EMQJ6	FEDERAL FARM CREDIT BANKS FUNDING CORP	0.253	97.7900	12/08/2023	9,931,000.00	9,711,524.90	9,931,007.27	(219,482.37)
3133EMKW1	FEDERAL FARM CREDIT BANKS FUNDING CORP	0.235	97.5721	12/21/2023	20,000,000.00	19,514,420.00	19,997,620.99	(483,200.99)
3133EMKW1	FEDERAL FARM CREDIT BANKS FUNDING CORP	0.235	97.5721	12/21/2023	10,000,000.00	9,757,210.00	9,998,813.75	(241,603.75)
3130AKKP0	FEDERAL HOME LOAN BANKS	0.235	97.5484	12/22/2023	15,000,000.00	14,632,260.00	14,996,796.64	(364,536.64)
3130AQF57	FEDERAL HOME LOAN BANKS	0.736	97.7676	12/22/2023	25,000,000.00	24,441,900.00	24,986,890.41	(544,990.41)
3130AUE67	FEDERAL HOME LOAN BANKS	4.838	99.6438	12/27/2023	25,000,000.00	24,910,950.00	24,989,521.35	(78,571.35)
3130AKL79	FEDERAL HOME LOAN BANKS	0.250	97.4896	12/28/2023	10,000,000.00	9,748,960.00	10,000,000.00	(251,040.00)
3133EMLT7	FEDERAL FARM CREDIT BANKS FUNDING CORP	0.235	97.4707	12/28/2023	15,000,000.00	14,620,605.00	14,998,145.26	(377,540.26)
3133EMLT7	FEDERAL FARM CREDIT BANKS FUNDING CORP	0.244	97.4707	12/28/2023	10,000,000.00	9,747,070.00	9,998,333.04	(251,263.04)
3130ASKB4	FEDERAL HOME LOAN BANKS	3.350	98.9494	12/29/2023	25,000,000.00	24,737,350.00	25,000,000.00	(262,650.00)
3133EN5M8	FEDERAL FARM CREDIT BANKS FUNDING CORP	4.875	99.6868	01/10/2024	25,000,000.00	24,921,700.00	25,000,000.00	(78,300.00)
3130AUM92	FEDERAL HOME LOAN BANKS	4.847	99.6098	01/19/2024	25,000,000.00	24,902,450.00	24,987,008.36	(84,558.36)
3134GWCW6	FEDERAL HOME LOAN MORTGAGE CORP	0.420	97.2530	01/24/2024	15,000,000.00	14,587,950.00	15,000,000.00	(412,050.00)
3130AUPW8	FEDERAL HOME LOAN BANKS	4.870	99.8500	01/26/2024	25,000,000.00	24,962,500.00	24,983,394.52	(20,894.52)
3130AUPW8	FEDERAL HOME LOAN BANKS	4.850	99.8500	01/26/2024	35,000,000.00	34,947,500.00	34,980,660.34	(33,160.34)
3130AUCQ1	FEDERAL HOME LOAN BANKS	4.875	99.6566	01/30/2024	25,000,000.00	24,914,150.00	25,000,000.00	(85,850.00)
3130AUCQ1	FEDERAL HOME LOAN BANKS	4.875	99.6566	01/30/2024	25,000,000.00	24,914,150.00	25,000,000.00	(85,850.00)
3130URR77	FEDERAL HOME LOAN BANKS	5.101	99.5828	02/02/2024	25,755,000.00	25,647,550.14	25,703,162.21	(55,612.07)
3130AUMZ9	FEDERAL HOME LOAN BANKS	5.100	99.7646	02/21/2024	50,000,000.00	49,882,300.00	50,000,000.00	(117,700.00)
3135GA5A5	FEDERAL NATIONAL MORTGAGE ASSOCIATION	0.350	96.6521	02/23/2024	20,000,000.00	19,330,420.00	20,000,000.00	(669,580.00)
3130AVLM2	FEDERAL HOME LOAN BANKS	5.058	99.6627	02/27/2024	50,000,000.00	49,831,350.00	50,000,000.00	(168,650.00)
3133ELJN9	FEDERAL FARM CREDIT BANKS FUNDING CORP	1.542	97.3911	02/28/2024	5,000,000.00	4,869,555.00	5,000,000.00	(130,445.00)
3136G4Z97	FEDERAL NATIONAL MORTGAGE ASSOCIATION	0.375	96.6105	02/28/2024	10,000,000.00	9,661,050.00	10,000,000.00	(338,950.00)
3130ARHG9	FEDERAL HOME LOAN BANKS	2.180	97.8906	02/28/2024	7,000,000.00	6,852,342.00	6,997,260.77	(144,918.77)
3133EPCB9	FEDERAL FARM CREDIT BANKS FUNDING CORP	5.116	99.8014	02/28/2024	25,000,000.00	24,950,350.00	24,996,850.68	(46,500.68)
3130AVAJ1	FEDERAL HOME LOAN BANKS	5.337	99.8340	03/06/2024	50,000,000.00	49,971,000.00	49,971,426.23	(54,426.23)
3130AVEH9	FEDERAL HOME LOAN BANKS	5.312	99.8786	03/08/2024	10,000,000.00	9,987,860.00	10,000,000.00	(12,140.00)
3133ENRR3	FEDERAL FARM CREDIT BANKS FUNDING CORP	1.764	97.3876	03/14/2024	20,000,000.00	19,477,520.00	19,980,874.42	(503,354.42)
3133EMTW2	FEDERAL FARM CREDIT BANKS FUNDING CORP	0.307	96.4405	03/18/2024	25,000,000.00	24,110,125.00	24,998,722.47	(888,597.47)
3130AKKF2	FEDERAL HOME LOAN BANKS	0.279	96.1164	03/28/2024	15,000,000.00	14,417,460.00	14,998,968.99	(581,508.99)
3130AKKF2	FEDERAL HOME LOAN BANKS	0.270	96.1164	03/28/2024	10,000,000.00	9,611,640.00	10,000,000.00	(388,360.00)
3130AKKF2	FEDERAL HOME LOAN BANKS	0.270	96.1164	03/28/2024	15,000,000.00	14,417,460.00	15,000,000.00	(582,540.00)
3136G43W1	FEDERAL NATIONAL MORTGAGE ASSOCIATION	0.320	96.1519	03/28/2024	10,000,000.00	9,615,190.00	10,000,000.00	(384,810.00)
3130ARFS5	FEDERAL HOME LOAN BANKS	2.000	97.4201	03/28/2024	10,000,000.00	9,742,010.00	10,000,000.00	(257,990.00)
3130AVFY3	FEDERAL HOME LOAN BANKS	5.150	99.6649	03/28/2024	50,000,000.00	49,832,450.00	50,000,000.00	(167,550.00)
3130AVBR2	FEDERAL HOME LOAN BANKS	5.514	99.8314	04/01/2024	20,000,000.00	19,966,280.00	20,000,000.00	(33,720.00)
3133EMVD1	FEDERAL FARM CREDIT BANKS FUNDING CORP	0.330	96.0505	04/05/2024	10,000,000.00	9,605,050.00	10,000,000.00	(394,950.00)
3130ALJT3	FEDERAL HOME LOAN BANKS	0.375	96.0437	04/08/2024	10,000,000.00	9,604,370.00	10,000,000.00	(395,630.00)
3130AVKY7	FEDERAL HOME LOAN BANKS	5.000	99.6742	04/10/2024	15,000,000.00	14,951,130.00	15,000,000.00	(48,870.00)
3135GAGD7	FEDERAL NATIONAL MORTGAGE ASSOCIATION	5.100	99.6133	04/11/2024	15,000,000.00	14,941,995.00	15,000,000.00	(58,005.00)
3133ENU57	FEDERAL FARM CREDIT BANKS FUNDING CORP	2.580	97.6730	04/18/2024	10,000,000.00	9,767,300.00	10,000,000.00	(232,700.00)
3133ENU57	FEDERAL FARM CREDIT BANKS FUNDING CORP	2.721	97.6730	04/18/2024	10,520,000.00	10,275,199.60	10,508,512.51	(233,312.91)
3135GAGQ8	FEDERAL NATIONAL MORTGAGE ASSOCIATION	5.050	99.5575	04/19/2024	15,000,000.00	14,933,625.00	15,000,000.00	(66,375.00)
3130AVPN6	FEDERAL HOME LOAN BANKS	5.120	99.6232	04/26/2024	10,000,000.00	9,962,320.00	10,000,000.00	(37,680.00)
3134GVAL0	FEDERAL HOME LOAN MORTGAGE CORP	0.500	95.8668	04/29/2024	15,000,000.00	14,380,020.00	15,000,000.00	(619,980.00)
3130AUBC3	FEDERAL HOME LOAN BANKS	5.210	99.7785	05/01/2024	50,000,000.00	49,889,250.00	50,000,000.00	(110,750.00)
3135GA2P5	FEDERAL NATIONAL MORTGAGE ASSOCIATION	0.356	95.6955	05/03/2024	3,500,000.00	3,349,342.50	3,499,830.76	(150,488.26)
3130AVKR2	FEDERAL HOME LOAN BANKS	5.174	99.6216	05/03/2024	15,000,000.00	14,943,240.00	15,000,000.00	(56,760.00)
3130AVMG4	FEDERAL HOME LOAN BANKS	5.284	99.6598	05/06/2024	50,000,000.00	49,829,900.00	50,000,000.00	(170,100.00)
3130AW3N8	FEDERAL HOME LOAN BANKS	4.751	99.3979	05/08/2024	15,000,000.00	14,909,685.00	15,000,000.00	(90,315.00)
3130AVM74	FEDERAL HOME LOAN BANKS	4.383	99.0742	05/15/2024	15,000,000.00	14,861,130.00	15,000,000.00	(138,870.00)
3130AVM90	FEDERAL HOME LOAN BANKS	4.388	99.0075	05/15/2024	15,000,000.00	14,851,125.00	14,989,260.60	(138,135.60)
3130AVZU9	FEDERAL HOME LOAN BANKS	4.750	99.3828	05/15/2024	8,000,000.00	7,950,624.00	8,000,000.00	(49,376.00)
3135GA3C3	FEDERAL NATIONAL MORTGAGE ASSOCIATION	0.350	95.5113	05/17/2024	10,000,000.00	9,551,130.00	10,000,000.00	(448,870.00)
3135GA3C3	FEDERAL NATIONAL MORTGAGE ASSOCIATION	0.350	95.5113	05/17/2024	10,000,000.00	9,551,130.00	10,000,000.00	(448,870.00)
3130AVKS0	FEDERAL HOME LOAN BANKS	5.204	99.6097	05/17/2024	15,000,000.00	14,941,455.00	15,000,000.00	(58,545.00)
3130AVKU5	FEDERAL HOME LOAN BANKS	5.104	99.5686	05/17/2024	15,000,000.00	14,935,290.00	15,000,000.00	(64,710.00)
3130AVR46	FEDERAL HOME LOAN BANKS	5.304	99.6556	05/17/2024	25,000,000.00	24,913,900.00	25,000,000.00	(86,100.00)
3130AVLK6	FEDERAL HOME LOAN BANKS	5.054	99.4698	05/21/2024	50,000,000.00	49,734,900.00	50,000,000.00	(265,100.00)
3134GXCF9	FEDERAL HOME LOAN MORTGAGE CORP	0.400	95.4622	05/24/2024	10,000,000.00	9,546,220.00	10,000,000.00	(453,780.00)
3134GXCF9	FEDERAL HOME LOAN MORTGAGE CORP	0.400	95.4622	05/24/2024	10,000,000.00	9,546,220.00	10,000,000.00	(453,780.00)
3130AUV75	FEDERAL HOME LOAN BANKS	5.344	99.6798	05/24/2024	25,000,000.00	24,919,950.00	25,000,000.00	(80,050.00)
3130AW2G4	FEDERAL HOME LOAN BANKS	5.260	99.6411	05/24/2024	25,000,000.00	24,910,275.00	25,000,000.00	(89,725.00)
3134GVYX0	FEDERAL HOME LOAN MORTGAGE CORP	0.500	95.6175	06/03/2024	10,000,			

3133EL5S9	FEDERAL FARM CREDIT BANKS FUNDING CORP	2.905	94.2001	09/03/2024	10,000,000.00	9,420,010.00	9,726,490.17	(306,480.17)
3133EKQ47	FEDERAL FARM CREDIT BANKS FUNDING CORP	1.693	96.1914	09/10/2024	2,064,000.00	1,985,390.50	2,073,250.94	(87,860.45)
3134GWN85	FEDERAL HOME LOAN MORTGAGE CORP	0.450	94.0824	09/10/2024	10,000,000.00	9,408,240.00	10,000,000.00	(591,760.00)
3134GWL79	FEDERAL HOME LOAN MORTGAGE CORP	0.400	94.0259	09/10/2024	10,000,000.00	9,402,590.00	10,000,000.00	(597,410.00)
3134GWL79	FEDERAL HOME LOAN MORTGAGE CORP	0.400	94.0259	09/10/2024	10,000,000.00	9,402,590.00	10,000,000.00	(597,410.00)
3134GWN44	FEDERAL HOME LOAN MORTGAGE CORP	0.450	94.0704	09/11/2024	10,000,000.00	9,407,040.00	10,000,000.00	(592,960.00)
3136G43H4	FEDERAL NATIONAL MORTGAGE ASSOCIATION	0.400	93.9529	09/16/2024	10,000,000.00	9,395,290.00	10,000,000.00	(604,710.00)
3133EKP75	FEDERAL FARM CREDIT BANKS FUNDING CORP	1.671	95.6011	09/17/2024	6,128,000.00	5,858,435.41	6,122,889.32	(264,453.92)
3134GXVM3	FEDERAL HOME LOAN MORTGAGE CORP	3.001	97.0391	09/23/2024	15,000,000.00	14,555,865.00	15,000,000.00	(444,135.00)
3130ANX88	FEDERAL HOME LOAN BANKS	0.500	93.9368	09/27/2024	10,000,000.00	9,393,680.00	10,000,000.00	(606,320.00)
3130ALT17	FEDERAL HOME LOAN BANKS	0.510	93.9484	09/30/2024	25,000,000.00	23,487,100.00	25,000,000.00	(1,512,900.00)
3130APBH7	FEDERAL HOME LOAN BANKS	0.590	94.0192	09/30/2024	20,000,000.00	18,803,840.00	19,994,996.35	(1,191,156.35)
3130ARMT5	FEDERAL HOME LOAN BANKS	2.838	96.5744	10/25/2024	10,000,000.00	9,657,440.00	9,995,243.42	(337,803.42)
3135G06E8	FEDERAL NATIONAL MORTGAGE ASSOCIATION	0.420	93.2050	11/18/2024	10,000,000.00	9,320,500.00	10,000,000.00	(679,500.00)
3130ALF25	FEDERAL HOME LOAN BANKS	0.400	93.0904	11/26/2024	5,000,000.00	4,654,520.00	5,000,000.00	(345,480.00)
3130AK3T1	FEDERAL HOME LOAN BANKS	0.500	93.1330	12/09/2024	10,000,000.00	9,313,300.00	10,000,000.00	(686,700.00)
3133ENGNA	FEDERAL FARM CREDIT BANKS FUNDING CORP	0.970	93.7709	12/09/2024	10,000,000.00	9,377,090.00	10,000,000.00	(622,910.00)
3130ANR88	FEDERAL HOME LOAN BANKS	0.553	93.1161	12/17/2024	10,000,000.00	9,311,610.00	9,999,549.28	(687,939.28)
3133EMLP5	FEDERAL FARM CREDIT BANKS FUNDING CORP	0.320	92.6787	12/23/2024	5,000,000.00	4,633,935.00	5,000,000.00	(366,065.00)
3133EMLP5	FEDERAL FARM CREDIT BANKS FUNDING CORP	0.320	92.6787	12/23/2024	15,000,000.00	13,901,805.00	15,000,000.00	(1,098,195.00)
3133EMLP5	FEDERAL FARM CREDIT BANKS FUNDING CORP	0.339	92.6787	12/23/2024	10,000,000.00	9,267,870.00	9,997,211.06	(729,341.06)
3133ENK58	FEDERAL FARM CREDIT BANKS FUNDING CORP	1.202	94.1386	01/06/2025	5,000,000.00	4,706,930.00	4,994,277.04	(287,347.04)
3135G0X24	FEDERAL NATIONAL MORTGAGE ASSOCIATION	1.098	94.8319	01/07/2025	10,000,000.00	9,483,190.00	10,078,452.57	(595,262.57)
3134GWET9	FEDERAL HOME LOAN MORTGAGE CORP	0.510	92.9263	01/29/2025	15,000,000.00	13,938,945.00	15,000,000.00	(1,061,055.00)
3133ENPY0	FEDERAL FARM CREDIT BANKS FUNDING CORP	1.764	94.6475	02/25/2025	5,000,000.00	4,732,375.00	4,998,895.99	(266,520.99)
3133EMSC7	FEDERAL FARM CREDIT BANKS FUNDING CORP	0.512	92.2481	03/03/2025	10,000,000.00	9,224,810.00	9,994,768.52	(769,958.52)
3133EMSC7	FEDERAL FARM CREDIT BANKS FUNDING CORP	0.480	92.2481	03/03/2025	5,000,000.00	4,612,405.00	5,000,000.00	(387,595.00)
3130AR4V0	FEDERAL HOME LOAN BANKS	2.150	94.9000	03/14/2025	5,000,000.00	4,745,000.00	5,000,000.00	(255,000.00)
3130AR643	FEDERAL HOME LOAN BANKS	4.264	95.3778	03/14/2025	3,500,000.00	3,338,223.00	3,385,666.70	(47,443.70)
3130ALLP7	FEDERAL HOME LOAN BANKS	0.688	92.4146	03/17/2025	15,000,000.00	13,862,190.00	14,990,314.60	(1,128,124.60)
3130ALLP7	FEDERAL HOME LOAN BANKS	0.701	92.4146	03/17/2025	25,000,000.00	23,103,650.00	24,978,267.49	(1,874,617.49)
3130ALN34	FEDERAL HOME LOAN BANKS	0.700	92.4307	03/24/2025	10,000,000.00	9,243,070.00	10,000,000.00	(756,930.00)
3134GWT22	FEDERAL HOME LOAN MORTGAGE CORP	0.475	92.0658	03/24/2025	15,000,000.00	13,809,870.00	15,000,000.00	(1,190,130.00)
3130ALNK6	FEDERAL HOME LOAN BANKS	0.625	92.2998	03/25/2025	10,000,000.00	9,229,980.00	10,000,000.00	(770,020.00)
3130ALKF0	FEDERAL HOME LOAN BANKS	0.625	92.2998	03/25/2025	10,000,000.00	9,229,980.00	10,000,000.00	(770,020.00)
3130ALKF0	FEDERAL HOME LOAN BANKS	0.625	92.2998	03/25/2025	10,000,000.00	9,229,980.00	10,000,000.00	(770,020.00)
3130AR7D7	FEDERAL HOME LOAN BANKS	2.050	94.6832	03/25/2025	5,000,000.00	4,734,160.00	5,000,000.00	(265,840.00)
3134GWP26	FEDERAL HOME LOAN MORTGAGE CORP	0.500	92.0678	03/28/2025	10,000,000.00	9,206,780.00	10,000,000.00	(793,220.00)
3133EMUP5	FEDERAL FARM CREDIT BANKS FUNDING CORP	0.710	92.3734	04/01/2025	10,000,000.00	9,237,340.00	10,000,000.00	(762,660.00)
3133EMUP5	FEDERAL FARM CREDIT BANKS FUNDING CORP	0.710	92.3734	04/01/2025	10,000,000.00	9,237,340.00	10,000,000.00	(762,660.00)
3130ALWL4	FEDERAL HOME LOAN BANKS	0.720	92.3312	04/08/2025	15,000,000.00	13,849,680.00	15,000,000.00	(1,150,320.00)
3130ALDX9	FEDERAL HOME LOAN BANKS	0.500	91.6175	05/23/2025	14,750,000.00	13,513,581.25	14,750,000.00	(1,236,418.75)
3134GVRV2	FEDERAL HOME LOAN MORTGAGE CORP	0.750	92.0270	05/27/2025	10,000,000.00	9,202,700.00	10,000,000.00	(797,300.00)
3134GVVW6	FEDERAL HOME LOAN MORTGAGE CORP	0.730	91.9832	05/28/2025	5,000,000.00	4,599,160.00	5,000,000.00	(400,840.00)
3134GVVW6	FEDERAL HOME LOAN MORTGAGE CORP	0.730	91.9832	05/28/2025	10,000,000.00	9,198,320.00	10,000,000.00	(801,680.00)
3134GVB31	FEDERAL HOME LOAN MORTGAGE CORP	0.760	92.0189	05/28/2025	15,000,000.00	13,802,835.00	14,997,125.74	(1,194,290.74)
3130ARSC6	FEDERAL HOME LOAN BANKS	2.900	95.8074	05/29/2025	10,000,000.00	9,580,740.00	10,000,000.00	(419,260.00)
3134GVE95	FEDERAL HOME LOAN MORTGAGE CORP	0.650	92.0837	06/09/2025	15,000,000.00	13,812,555.00	15,000,000.00	(1,187,445.00)
3133ELH80	FEDERAL FARM CREDIT BANKS FUNDING CORP	0.680	91.7322	06/10/2025	5,025,000.00	4,609,543.05	5,025,000.00	(415,456.95)
3134GWP91	FEDERAL HOME LOAN MORTGAGE CORP	0.500	91.3529	06/16/2025	5,000,000.00	4,567,645.00	5,000,000.00	(432,355.00)
3130ALHZ0	FEDERAL HOME LOAN BANKS	0.530	91.3903	06/18/2025	10,000,000.00	9,139,030.00	10,000,000.00	(860,970.00)
3135GAZA2	FEDERAL NATIONAL MORTGAGE ASSOCIATION	0.500	91.2823	06/24/2025	10,000,000.00	9,128,230.00	10,000,000.00	(871,770.00)
3134GXYR9	FEDERAL HOME LOAN MORTGAGE CORP	3.560	96.7960	06/27/2025	10,000,000.00	9,679,600.00	10,000,000.00	(320,400.00)
3136G4XK4	FEDERAL NATIONAL MORTGAGE ASSOCIATION	0.650	91.4733	06/30/2025	5,000,000.00	4,573,665.00	5,000,000.00	(426,335.00)
3130ALU93	FEDERAL HOME LOAN BANKS	0.750	91.6592	06/30/2025	10,000,000.00	9,165,920.00	10,000,000.00	(834,080.00)
3136G4XZ1	FEDERAL NATIONAL MORTGAGE ASSOCIATION	0.740	91.6409	06/30/2025	5,000,000.00	4,582,045.00	5,000,000.00	(417,955.00)
3136G4XR9	FEDERAL NATIONAL MORTGAGE ASSOCIATION	0.740	91.5828	07/07/2025	14,900,000.00	13,645,837.20	14,900,000.00	(1,254,162.80)
3136G4YU1	FEDERAL NATIONAL MORTGAGE ASSOCIATION	0.730	91.4973	07/15/2025	15,000,000.00	13,724,595.00	15,000,000.00	(1,275,405.00)
3136G4C27	FEDERAL NATIONAL MORTGAGE ASSOCIATION	0.700	91.3229	07/29/2025	15,000,000.00	13,698,435.00	15,000,000.00	(1,301,565.00)
3136G4D75	FEDERAL NATIONAL MORTGAGE ASSOCIATION	0.600	91.1296	07/29/2025	10,000,000.00	9,112,960.00	10,000,000.00	(887,040.00)
3136G4F32	FEDERAL NATIONAL MORTGAGE ASSOCIATION	0.600	91.1296	07/29/2025	10,000,000.00	9,112,960.00	10,000,000.00	(887,040.00)
3136G4B77	FEDERAL NATIONAL MORTGAGE ASSOCIATION	0.700	91.3077	08/04/2025	10,000,000.00	9,130,770.00	10,000,000.00	(869,230.00)
3136G4B77	FEDERAL NATIONAL MORTGAGE ASSOCIATION	0.700	91.3077	08/04/2025	15,000,000.00	13,696,155.00	15,000,000.00	(1,303,845.00)
3133EPAK2	FEDERAL FARM CREDIT BANKS FUNDING CORP	4.019	98.2332	08/18/2025	10,000,000.00	9,823,320.00	9,996,687.12	(173,367.12)
3136G4H63	FEDERAL NATIONAL MORTGAGE ASSOCIATION	0.550	90.8856	08/19/2025	15,000,000.00	13,632,840.00	15,000,000.00	(1,367,160.00)
3134GWLW4	FEDERAL HOME LOAN MORTGAGE CORP	0.625	91.0427	08/19/2025	10,000,000.00	9,104,270.00	10,000,000.00	(895,730.00)
3130ALFN9	FEDERAL HOME LOAN BANKS	0.550	90.8526	08/25/2025	5,000,000.00	4,542,630.00	5,000,000.00	(457,370.00)
3136G4X40	FEDERAL NATIONAL MORTGAGE ASSOCIATION	0.600	90.9439	08/26/2025	10,000,000.00	9,094,390.00	10,000,000.00	(905,610.00)
3136G4ZF9	FEDERAL NATIONAL MORTGAGE ASSOCIATION	0.625	90.9856	08/27/2025	5,000,000.00	4,549,280.00	5,000,000.00	(450,720.00)
3136G4Q97	FEDERAL NATIONAL MORTGAGE ASSOCIATION	0.650	91.0356	08/27/2025	8,650,000.00	7,874,579.40	8,650,000.00	(775,420.60)
3134GWL38	FEDERAL HOME LOAN MORTGAGE CORP	0.540	90.6497	09/15/2025	10,000,000.00	9,064,970.00	10,000,000.00	(935,030.00)
3134GWL38	FEDERAL HOME LOAN MORTGAGE CORP	0.540	90.6497	09/15/2025	15,000,000.00	13,597,455.00	15,000,000.00	(1,402,545.00)
3137EAXE3	FEDERAL HOME LOAN MORTGAGE CORP	0.497	90.6862	09/23/2025	10,000,000.00	9,068,620.00	9,973,104.93	(904,484.93)
3134GWTG1	FEDERAL HOME LOAN MORTGAGE CORP	0.600	90.6258	09/30/2025	5,000,000.00	4,531,290.00	5,000,000.00	(468,710.00)
3135G06A6	FEDERAL NATIONAL MORTGAGE ASSOCIATION	0.580	90.4173	10/20/2025	10,000,000.00	9,041,730.00	10,000,000.00	(958,270.00)
3135G06A6	FEDERAL NATIONAL MORTGAGE ASSOCIATION	0.587	90.4173	10/20/2025	10,000,000.00	9,041,730.00	9,998,370.79	(956,640.79)
3134GWNZ1	FEDERAL HOME LOAN MORTGAGE CORP	1.238	90.5504	10/22/2025	15,000,000.00	13,582,560.00	14,801,488.52	(1,218,928.52)
3136G45C3	FEDERAL NATIONAL MORTGAGE ASSOCIATION	0.540	90.2730	10/27/2025	10,000,000.00	9,027,300.00	10,000,000.00	(972,700.00)
3134GW3X2	FEDERAL HOME LOAN MORTGAGE CORP	0.625	90.4558	10/27/2025	10,000,000.00	9,045,580.00	10,000,000.00	(954,420.00)
3134GW3Z7	FEDERAL HOME LOAN MORTGAGE CORP	0.600	90.3938	10/28/2025	10,000,000.00	9,039,380.00	10,000,000.00	(960,620.00)
3134GW3Y0	FEDERAL HOME LOAN MORTGAGE CORP	0.550	90.2861	10/28/2025	10,000,000.00	9,028,610.00	10,000,000.00	(971,390.00)
3136G46S7	FEDERAL NATIONAL MORTGAGE ASSOCIATION	0.560	90.3076	10/28/2025	5,000,000.00	4,515,380.00	5,000,000.00	(484,620.00)
3135G06C2	FEDERAL NATIONAL MORTGAGE ASSOCIATION	0.600	90.3856	10/29/2025	10,000,000.00	9,038,560.00	10,000,000.00	(961,440.00)
3135G06C2	FEDERAL NATIONAL MORTGAGE ASSOCIATION	0.604	90.3856	10/29/2025	10,000,000.00	9,038,560.00	9,999,067.32	(960,507.32)
3136G46N8	FEDERAL NATIONAL MORTGAGE ASSOCIATION	0.600	90.3856	10/29/2025	5,000,000.00	4,519,280.00	5,000,000.00	(480,720.00)
3135GA2N0	FEDERAL NATIONAL MORTGAGE ASSOCIATION	0.550	90.2054	11/04/2025	10,000,000.00	9,020,540.00	10,000,000.00	(979,460.00)
3135G06G3	FEDERAL NATIONAL MORTGAGE ASSOCIATION	0.573	90.5184	11/07/2025	14,000,000.00	12,672,576.00	13,976,315.03	(1,303,739.03)
3134GXBM5	FEDERAL HOME LOAN MORTGAGE CORP	0.600	90.2477	11/12/2025	5,000,000.00	4,512,385.00	5,000,000.00	(487,615.00)
3134GXBM5	FEDERAL HOME LOAN MORTGAGE CORP	0.600	90.2477	11/12/2025	5,000,000.00	4,512,385.00	5,000,000.00	(487,615.00)
3135GA2Z3	FEDERAL NATIONAL MORTGAGE ASSOCIATION	0.560	90.1184	11/17/2025				

3130ALGJ7	FEDERAL HOME LOAN BANKS	1.000	90.1659	03/23/2026	9,750,000.00	8,791,175.25	9,750,000.00	(958,824.75)
3130ALGJ7	FEDERAL HOME LOAN BANKS	1.000	90.1659	03/23/2026	9,750,000.00	8,791,175.25	9,750,000.00	(958,824.75)
3130ALGJ7	FEDERAL HOME LOAN BANKS	1.016	90.1659	03/23/2026	8,921,250.00	8,043,925.35	8,917,388.95	(873,463.59)
3130ALGJ7	FEDERAL HOME LOAN BANKS	1.000	90.1659	03/23/2026	19,500,000.00	17,582,350.50	19,500,000.00	(1,917,649.50)
3130ALGJ7	FEDERAL HOME LOAN BANKS	1.000	90.1659	03/23/2026	9,750,000.00	8,791,175.25	9,750,000.00	(958,824.75)
3130ALGJ7	FEDERAL HOME LOAN BANKS	1.000	90.1659	03/23/2026	19,500,000.00	17,582,350.50	19,500,000.00	(1,917,649.50)
3130ALGJ7	FEDERAL HOME LOAN BANKS	3.010	90.1659	03/23/2026	19,500,000.00	17,582,350.50	18,497,363.56	(915,013.06)
3130ALKL7	FEDERAL HOME LOAN BANKS	0.850	89.7994	03/25/2026	10,000,000.00	8,979,940.00	10,000,000.00	(1,020,060.00)
3133ENUL2	FEDERAL FARM CREDIT BANKS FUNDING CORP	3.110	95.0137	04/13/2026	10,000,000.00	9,501,370.00	10,000,000.00	(498,630.00)
3133EMZS4	FEDERAL FARM CREDIT BANKS FUNDING CORP	0.900	89.5333	05/18/2026	5,000,000.00	4,476,665.00	5,000,000.00	(523,335.00)
3130AVZ96	FEDERAL HOME LOAN BANKS	5.500	99.3465	05/18/2026	10,000,000.00	9,934,650.00	10,000,000.00	(65,350.00)
3134GYRX2	FEDERAL HOME LOAN MORTGAGE CORP	5.563	99.1354	05/18/2026	15,000,000.00	14,870,310.00	14,925,071.23	(54,761.23)
3130AMJN3	FEDERAL HOME LOAN BANKS	1.030	89.8208	05/26/2026	5,000,000.00	4,491,040.00	5,000,000.00	(508,960.00)
3130AMKB7	FEDERAL HOME LOAN BANKS	1.050	89.8736	05/26/2026	15,000,000.00	13,481,040.00	15,000,000.00	(1,518,960.00)
3130AMME9	FEDERAL HOME LOAN BANKS	1.000	89.7414	05/26/2026	10,000,000.00	8,974,140.00	10,000,000.00	(1,025,860.00)
3130AMSS2	FEDERAL HOME LOAN BANKS	1.000	89.6007	06/08/2026	15,000,000.00	13,440,105.00	15,000,000.00	(1,559,895.00)
3130AMMZ2	FEDERAL HOME LOAN BANKS	1.000	89.5597	06/10/2026	5,000,000.00	4,477,985.00	5,000,000.00	(522,015.00)
3130AMWT5	FEDERAL HOME LOAN BANKS	1.050	89.6128	06/26/2026	15,000,000.00	13,441,920.00	15,000,000.00	(1,558,080.00)
3130AMT69	FEDERAL HOME LOAN BANKS	1.070	89.6676	06/26/2026	10,000,000.00	8,966,760.00	10,000,000.00	(1,033,240.00)
3130ASDK2	FEDERAL HOME LOAN BANKS	3.250	96.1464	06/29/2026	5,250,000.00	5,047,686.00	5,250,000.00	(202,314.00)
3130AN3B4	FEDERAL HOME LOAN BANKS	1.020	89.4360	07/06/2026	15,000,000.00	13,415,400.00	15,000,000.00	(1,584,600.00)
3133EMQ62	FEDERAL FARM CREDIT BANKS FUNDING CORP	0.990	89.2766	07/13/2026	10,000,000.00	8,927,660.00	10,000,000.00	(1,072,340.00)
3133EMQ62	FEDERAL FARM CREDIT BANKS FUNDING CORP	0.990	89.2766	07/13/2026	10,000,000.00	8,927,660.00	10,000,000.00	(1,072,340.00)
3130AN5K2	FEDERAL HOME LOAN BANKS	4.366	91.1832	07/20/2026	2,375,000.00	2,165,601.00	2,185,400.44	(19,399.44)
3130AN3R9	FEDERAL HOME LOAN BANKS	1.130	89.6479	07/20/2026	10,000,000.00	8,964,790.00	10,000,000.00	(1,035,210.00)
3133ENB66	FEDERAL FARM CREDIT BANKS FUNDING CORP	3.174	95.8215	07/20/2026	10,000,000.00	9,582,150.00	9,993,131.42	(410,981.42)
3130ANBX7	FEDERAL HOME LOAN BANKS	1.000	89.2426	07/22/2026	15,000,000.00	13,386,390.00	15,000,000.00	(1,613,610.00)
3130ANAJ9	FEDERAL HOME LOAN BANKS	1.000	89.1817	07/27/2026	10,000,000.00	8,918,170.00	10,000,000.00	(1,081,830.00)
3130ANAJ9	FEDERAL HOME LOAN BANKS	1.000	89.1817	07/27/2026	15,000,000.00	13,377,255.00	15,000,000.00	(1,622,745.00)
3133ENC99	FEDERAL FARM CREDIT BANKS FUNDING CORP	3.629	96.2519	07/27/2026	20,000,000.00	19,250,380.00	20,004,297.52	(753,917.52)
3133ENV72	FEDERAL FARM CREDIT BANKS FUNDING CORP	4.590	99.6134	07/27/2026	5,000,000.00	4,980,670.00	4,987,685.87	(7,015.87)
3133ENV72	FEDERAL FARM CREDIT BANKS FUNDING CORP	4.638	99.6134	07/27/2026	5,000,000.00	4,980,670.00	4,980,985.83	(315.83)
3133ENV72	FEDERAL FARM CREDIT BANKS FUNDING CORP	4.477	99.6134	07/27/2026	5,000,000.00	4,980,670.00	5,003,495.41	(22,825.41)
3133END80	FEDERAL FARM CREDIT BANKS FUNDING CORP	2.873	95.3482	08/03/2026	10,000,000.00	9,534,820.00	10,036,783.30	(501,963.30)
3130ANFD7	FEDERAL HOME LOAN BANKS	1.000	89.1168	08/05/2026	10,000,000.00	8,911,680.00	10,000,000.00	(1,088,320.00)
3134GX4V3	FEDERAL HOME LOAN MORTGAGE CORP	5.002	99.9404	08/10/2026	4,500,000.00	4,497,318.00	4,500,000.00	(2,682.00)
3130ANE48	FEDERAL HOME LOAN BANKS	1.000	89.0341	08/17/2026	10,000,000.00	8,903,410.00	10,000,000.00	(1,096,590.00)
3130ANMH0	FEDERAL HOME LOAN BANKS	1.100	89.2972	08/20/2026	10,000,000.00	8,929,720.00	10,000,000.00	(1,070,280.00)
3130ANMH0	FEDERAL HOME LOAN BANKS	1.668	89.2972	08/20/2026	10,000,000.00	8,929,720.00	9,828,938.54	(899,218.54)
3130ANMH0	FEDERAL HOME LOAN BANKS	3.132	89.2972	08/20/2026	15,000,000.00	13,394,580.00	14,107,890.24	(713,310.24)
3133ENH45	FEDERAL FARM CREDIT BANKS FUNDING CORP	3.137	95.6267	08/24/2026	5,000,000.00	4,781,335.00	4,998,267.92	(216,932.92)
3133ENH45	FEDERAL FARM CREDIT BANKS FUNDING CORP	3.294	95.6267	08/24/2026	5,000,000.00	4,781,335.00	4,975,250.17	(193,915.17)
3130ANPF1	FEDERAL HOME LOAN BANKS	1.000	88.8994	08/25/2026	10,000,000.00	8,889,940.00	10,000,000.00	(1,110,060.00)
3130ANSC5	FEDERAL HOME LOAN BANKS	1.000	88.8923	08/26/2026	15,000,000.00	13,333,845.00	15,000,000.00	(1,666,155.00)
3130ANTS9	FEDERAL HOME LOAN BANKS	1.000	88.8924	08/26/2026	15,000,000.00	13,333,860.00	15,000,000.00	(1,666,140.00)
3130ATHF5	FEDERAL HOME LOAN BANKS	3.941	97.6096	09/11/2026	5,000,000.00	4,880,480.00	4,972,017.75	(91,537.75)
3130ATHV2	FEDERAL HOME LOAN BANKS	4.312	99.0773	09/11/2026	1,000,000.00	990,773.00	998,204.32	(7,431.32)
3130APSM3	FEDERAL HOME LOAN BANKS	1.040	88.9171	09/28/2026	15,000,000.00	13,337,565.00	15,000,000.00	(1,662,435.00)
3130APAD7	FEDERAL HOME LOAN BANKS	1.035	88.9493	09/28/2026	15,000,000.00	13,342,395.00	15,000,000.00	(1,657,605.00)
3130ANYN4	FEDERAL HOME LOAN BANKS	1.000	88.7861	09/30/2026	10,000,000.00	8,878,610.00	10,000,000.00	(1,121,390.00)
3133ENT67	FEDERAL FARM CREDIT BANKS FUNDING CORP	4.318	98.8183	10/19/2026	5,000,000.00	4,940,915.00	4,989,764.27	(48,849.27)
3133ENT67	FEDERAL FARM CREDIT BANKS FUNDING CORP	4.318	98.8183	10/19/2026	5,000,000.00	4,940,915.00	4,989,764.27	(48,849.27)
3133ENBK5	FEDERAL FARM CREDIT BANKS FUNDING CORP	1.249	89.0651	10/20/2026	10,000,000.00	8,906,510.00	9,964,990.33	(1,058,480.33)
3133ENBK5	FEDERAL FARM CREDIT BANKS FUNDING CORP	1.340	89.0651	10/20/2026	10,000,000.00	8,906,510.00	9,936,190.87	(1,029,680.87)
3133ENT42	FEDERAL FARM CREDIT BANKS FUNDING CORP	3.827	97.0206	10/26/2026	4,300,000.00	4,171,885.80	4,273,520.45	(101,634.65)
3134GW4C7	FEDERAL HOME LOAN MORTGAGE CORP	3.046	88.0029	10/27/2026	20,000,000.00	17,600,580.00	18,614,681.27	(1,014,101.27)
3134GW4C7	FEDERAL HOME LOAN MORTGAGE CORP	3.092	88.0029	10/27/2026	20,000,000.00	17,600,580.00	18,581,727.20	(981,147.20)
3134GW4C7	FEDERAL HOME LOAN MORTGAGE CORP	3.488	88.0029	10/27/2026	5,000,000.00	4,400,145.00	4,587,614.64	(187,469.64)
3134GW6C5	FEDERAL HOME LOAN MORTGAGE CORP	3.122	87.9957	10/28/2026	15,000,000.00	13,199,355.00	13,926,487.99	(727,132.99)
3130ARUF6	FEDERAL HOME LOAN BANKS	3.125	95.3071	10/29/2026	10,000,000.00	9,530,710.00	10,000,000.00	(469,290.00)
3133ENEM8	FEDERAL FARM CREDIT BANKS FUNDING CORP	1.430	89.7670	11/23/2026	10,000,000.00	8,976,700.00	10,000,000.00	(1,023,300.00)
3130APWW1	FEDERAL HOME LOAN BANKS	1.503	89.9732	11/24/2026	20,000,000.00	17,994,640.00	19,997,951.62	(2,003,311.62)
3130ATVE4	FEDERAL HOME LOAN BANKS	3.986	100.0533	12/11/2026	5,000,000.00	5,002,665.00	5,080,796.43	(78,131.43)
3133EN4G2	FEDERAL FARM CREDIT BANKS FUNDING CORP	3.923	98.2824	12/15/2026	25,000,000.00	24,570,600.00	25,013,183.26	(442,583.26)
3130AQF65	FEDERAL HOME LOAN BANKS	1.306	89.7574	12/21/2026	10,000,000.00	8,975,740.00	9,981,218.80	(1,005,478.80)
3130AQAY9	FEDERAL HOME LOAN BANKS	1.500	89.8185	12/30/2026	25,000,000.00	22,454,625.00	25,000,000.00	(2,545,375.00)
3133ENK64	FEDERAL FARM CREDIT BANKS FUNDING CORP	1.908	89.4789	01/11/2027	10,000,000.00	8,947,890.00	9,852,919.91	(905,029.91)
3133ENLZ1	FEDERAL FARM CREDIT BANKS FUNDING CORP	1.860	90.3490	01/26/2027	10,000,000.00	9,034,900.00	9,972,787.38	(937,887.38)
3130AQHS5	FEDERAL HOME LOAN BANKS	1.984	90.1057	01/28/2027	10,000,000.00	9,010,570.00	9,903,546.43	(892,976.43)
3130AQHS5	FEDERAL HOME LOAN BANKS	2.086	90.1057	01/28/2027	20,000,000.00	18,021,140.00	19,738,454.70	(1,717,314.70)
3130AQKM4	FEDERAL HOME LOAN BANKS	1.750	90.2566	01/28/2027	11,250,000.00	10,153,867.50	11,250,000.00	(1,096,132.50)
3130AKYH3	FEDERAL HOME LOAN BANKS	1.746	87.2750	02/10/2027	10,000,000.00	8,727,500.00	9,684,295.47	(956,795.47)
3130ALZX1	FEDERAL HOME LOAN BANKS	3.001	87.2908	02/17/2027	10,000,000.00	8,729,080.00	9,277,471.12	(548,391.12)
3134GYG29	FEDERAL HOME LOAN MORTGAGE CORP	4.750	88.5960	02/23/2027	10,000,000.00	9,859,600.00	10,000,000.00	(140,400.00)
3130ALED2	FEDERAL HOME LOAN BANKS	2.050	87.7979	02/24/2027	15,000,000.00	13,169,685.00	14,466,620.86	(1,296,935.86)
3130ALED2	FEDERAL HOME LOAN BANKS	3.001	87.7979	02/24/2027	20,000,000.00	17,559,580.00	18,658,815.08	(1,099,235.08)
3130AQRQ8	FEDERAL HOME LOAN BANKS	2.000	90.8666	02/25/2027	10,000,000.00	9,086,660.00	10,000,000.00	(913,340.00)
3130AQRH8	FEDERAL HOME LOAN BANKS	2.000	90.8666	02/25/2027	5,000,000.00	4,543,330.00	5,000,000.00	(456,670.00)
3130AQRH8	FEDERAL HOME LOAN BANKS	2.000	90.8666	02/25/2027	5,000,000.00	4,543,330.00	5,000,000.00	(456,670.00)
3130AR6U0	FEDERAL HOME LOAN BANKS	2.500	92.4407	03/22/2027	5,000,000.00	4,622,035.00	5,000,000.00	(377,965.00)
3130ARHX2	FEDERAL HOME LOAN BANKS	3.000	93.7444	03/25/2027	10,000,000.00	9,374,440.00	10,000,000.00	(625,560.00)
3130ARHX2	FEDERAL HOME LOAN BANKS	3.000	93.7444	03/25/2027	10,000,000.00	9,374,440.00	10,000,000.00	(625,560.00)
3130ARHX2	FEDERAL HOME LOAN BANKS	3.000	93.7444	03/25/2027	10,000,000.00	9,374,440.00	10,000,000.00	(625,560.00)
3133ENVDP	FEDERAL FARM CREDIT BANKS FUNDING CORP	2.913	94.7551	04/26/2027	10,000,000.00	9,475,510.00	9,986,554.22	(511,044.22)
3133ENV67	FEDERAL FARM CREDIT BANKS FUNDING CORP	3.606	97.3622	04/26/2027	8,000,000.00	7,788,976.00	8,005,612.38	(216,636.38)
3133ENV67	FEDERAL FARM CREDIT BANKS FUNDING CORP	3.623	97.3622	04/26/2027	2,000,000.00	1,947,244.00	2,000,246.44	(53,002.44)
3133ENV67	FEDERAL FARM CREDIT BANKS FUNDING CORP	3.744	97.3622	04/26/2027	4,820,000.00	4,692,858.04	4,800,101.42	(107,243.38)
3130ARPV7	FEDERAL HOME LOAN BANKS	3.500	94.9462	04/28/2027	10,000,000.00	9,494,620.00	10,000,000.00	(505,380.00)
3130ARSF9	FEDERAL HOME LOAN BANKS	3.000	94.6378	04/29/2027	10,000,000.00	9,463,780.00	10,000,000.00	(536,220.00)
3134GYRW4	FEDERAL HOME LOAN MORTGAGE CORP	5.000	99.6305	05/10/2027	10,000,000.00	9,963,050.00	10,000,000.00	(36,950.00)
3130AS3F4	FEDERAL HOME LOAN BANKS	3.770	95.6060	05/26/2027	10,000,000			

3130ATFA0	FEDERAL HOME LOAN BANKS	5.125	98.0401	09/30/2027	13,000,000.00	12,745,213.00	13,000,000.00	(254,787.00)
3130ATEF0	FEDERAL HOME LOAN BANKS	4.250	96.1481	09/30/2027	15,000,000.00	14,422,215.00	15,000,000.00	(577,785.00)
3133EN5F0	FEDERAL FARM CREDIT BANKS FUNDING CORP	4.231	99.3469	10/14/2027	23,775,000.00	23,678,699.30	23,775,000.00	(98,300.70)
31422XM90	FEDERAL AGRICULTURAL MORTGAGE CORP	4.320	99.9080	10/21/2027	5,000,000.00	4,995,400.00	5,000,000.00	(4,600.00)
31422XM90	FEDERAL AGRICULTURAL MORTGAGE CORP	4.320	99.9080	10/21/2027	5,000,000.00	4,995,400.00	5,000,000.00	(4,600.00)
31422XM90	FEDERAL AGRICULTURAL MORTGAGE CORP	4.320	99.9080	10/21/2027	5,000,000.00	4,995,400.00	5,000,000.00	(4,600.00)
3133ENV23	FEDERAL FARM CREDIT BANKS FUNDING CORP	5.503	98.9102	10/25/2027	5,000,000.00	4,945,510.00	4,995,677.08	(50,167.08)
3133ENV23	FEDERAL FARM CREDIT BANKS FUNDING CORP	5.503	98.9102	10/25/2027	5,000,000.00	4,945,510.00	4,995,677.08	(50,167.08)
3130ATNG8	FEDERAL HOME LOAN BANKS	5.000	99.8558	10/27/2027	5,000,000.00	4,992,790.00	5,000,000.00	(7,210.00)
3133ENW63	FEDERAL FARM CREDIT BANKS FUNDING CORP	4.284	99.9519	10/27/2027	5,000,000.00	4,997,595.00	5,017,510.82	(19,915.82)
3133ENW63	FEDERAL FARM CREDIT BANKS FUNDING CORP	4.195	99.9519	10/27/2027	3,715,000.00	3,713,213.09	3,740,842.48	(27,629.39)
3133ENW63	FEDERAL FARM CREDIT BANKS FUNDING CORP	4.252	99.9519	10/27/2027	15,000,000.00	14,992,785.00	15,071,354.15	(78,569.15)
31422XQ70	FEDERAL AGRICULTURAL MORTGAGE CORP	4.050	98.8403	11/22/2027	12,000,000.00	11,860,836.00	12,000,000.00	(139,164.00)
3130ATW45	FEDERAL HOME LOAN BANKS	4.851	99.0324	11/29/2027	4,895,000.00	4,847,635.98	4,907,982.46	(60,346.48)
3134GY4W9	FEDERAL HOME LOAN MORTGAGE CORP	5.040	99.7933	11/29/2027	5,000,000.00	4,989,665.00	5,000,000.00	(10,335.00)
3134GY4W9	FEDERAL HOME LOAN MORTGAGE CORP	5.040	99.7933	11/29/2027	10,000,000.00	9,979,330.00	10,000,000.00	(20,670.00)
3133EN3H1	FEDERAL FARM CREDIT BANKS FUNDING CORP	4.080	98.8349	11/29/2027	25,000,000.00	24,708,725.00	24,920,867.00	(212,142.00)
3133EN3H1	FEDERAL FARM CREDIT BANKS FUNDING CORP	4.077	98.8349	11/29/2027	25,000,000.00	24,708,725.00	24,924,056.79	(215,331.79)
3133EN3H1	FEDERAL FARM CREDIT BANKS FUNDING CORP	4.061	98.8349	11/29/2027	25,000,000.00	24,708,725.00	24,939,527.93	(230,802.93)
3130ATYK7	FEDERAL HOME LOAN BANKS	5.100	99.8197	11/30/2027	5,000,000.00	4,990,985.00	5,000,000.00	(9,015.00)
3130ATU54	FEDERAL HOME LOAN BANKS	3.796	99.8284	12/10/2027	25,000,000.00	24,957,100.00	25,454,021.79	(496,921.79)
3130ATU54	FEDERAL HOME LOAN BANKS	4.036	99.8284	12/10/2027	15,000,000.00	14,974,260.00	15,127,084.13	(152,824.13)
3130ATU54	FEDERAL HOME LOAN BANKS	4.002	99.8284	12/10/2027	50,000,000.00	49,914,200.00	50,491,969.07	(577,769.07)
3133EN456	FEDERAL FARM CREDIT BANKS FUNDING CORP	3.896	97.7512	12/22/2027	15,000,000.00	14,662,680.00	14,911,892.66	(249,212.66)
3134GYAJ1	FEDERAL HOME LOAN MORTGAGE CORP	4.800	97.6140	12/30/2027	25,000,000.00	24,403,500.00	25,000,000.00	(596,500.00)
3134GYCF7	FEDERAL HOME LOAN MORTGAGE CORP	4.510	97.2020	12/30/2027	25,000,000.00	24,300,500.00	25,000,000.00	(699,500.00)
3133ENS66	FEDERAL FARM CREDIT BANKS FUNDING CORP	4.000	98.8132	01/06/2028	25,000,000.00	24,703,300.00	25,000,000.00	(296,700.00)
3133ENS66	FEDERAL FARM CREDIT BANKS FUNDING CORP	3.713	98.8132	01/06/2028	20,000,000.00	19,762,640.00	20,234,955.60	(472,315.60)
3133ENS66	FEDERAL FARM CREDIT BANKS FUNDING CORP	3.757	98.8132	01/06/2028	18,000,000.00	17,786,376.00	18,178,101.06	(391,725.06)
3133ENS66	FEDERAL FARM CREDIT BANKS FUNDING CORP	3.530	98.8132	01/06/2028	10,000,000.00	9,881,320.00	10,193,264.74	(311,944.74)
3134GYEF5	FEDERAL HOME LOAN MORTGAGE CORP	4.970	98.9306	01/26/2028	10,000,000.00	9,893,060.00	10,000,000.00	(106,940.00)
3134GYG71	FEDERAL HOME LOAN MORTGAGE CORP	5.050	97.8522	01/26/2028	10,000,000.00	9,785,220.00	10,000,000.00	(214,780.00)
3134GYG97	FEDERAL HOME LOAN MORTGAGE CORP	4.180	96.2995	02/07/2028	25,000,000.00	24,074,875.00	25,000,000.00	(925,125.00)
3134GYGR7	FEDERAL HOME LOAN MORTGAGE CORP	4.900	98.6964	02/09/2028	10,000,000.00	9,869,640.00	10,000,000.00	(130,360.00)
3134GYKJ0	FEDERAL HOME LOAN MORTGAGE CORP	5.276	99.6181	02/28/2028	10,000,000.00	9,961,810.00	10,000,000.00	(38,190.00)
3133EPFK7	FEDERAL FARM CREDIT BANKS FUNDING CORP	4.620	97.0005	04/03/2028	10,000,000.00	9,700,050.00	10,000,000.00	(299,950.00)
3133EPGW9	FEDERAL FARM CREDIT BANKS FUNDING CORP	3.784	98.1135	04/25/2028	10,000,000.00	9,811,350.00	10,039,689.11	(228,339.11)
3130AVS94	FEDERAL HOME LOAN BANKS	5.150	98.0444	04/26/2028	20,000,000.00	19,608,880.00	20,000,000.00	(391,120.00)
3134GYR38	FEDERAL HOME LOAN MORTGAGE CORP	5.700	99.1811	05/15/2028	10,000,000.00	9,918,110.00	10,000,000.00	(81,890.00)
3133EPJ55	FEDERAL FARM CREDIT BANKS FUNDING CORP	4.290	96.0470	05/16/2028	25,000,000.00	24,011,750.00	25,000,000.00	(988,250.00)
3133EPJ55	FEDERAL FARM CREDIT BANKS FUNDING CORP	4.290	96.0470	05/16/2028	25,000,000.00	24,011,750.00	25,000,000.00	(988,250.00)
3130AW2R0	FEDERAL HOME LOAN BANKS	4.950	97.8839	05/23/2028	10,000,000.00	9,788,390.00	10,000,000.00	(211,610.00)
3133EPL33	FEDERAL FARM CREDIT BANKS FUNDING CORP	4.727	97.3101	05/30/2028	10,000,000.00	9,731,010.00	9,975,410.96	(244,400.96)
3133EPL33	FEDERAL FARM CREDIT BANKS FUNDING CORP	4.775	97.3101	05/30/2028	9,276,000.00	9,026,484.88	9,233,590.29	(207,105.42)
3134GYTV4	FEDERAL HOME LOAN MORTGAGE CORP	5.410	98.6625	06/07/2028	10,000,000.00	9,866,250.00	10,000,000.00	(133,750.00)
3134GYTV4	FEDERAL HOME LOAN MORTGAGE CORP	5.410	98.6625	06/07/2028	25,000,000.00	24,665,625.00	25,000,000.00	(334,375.00)
3130AVVX7	FEDERAL HOME LOAN BANKS	3.892	97.5161	06/09/2028	10,000,000.00	9,751,610.00	9,936,177.89	(184,567.89)
3130AWC24	FEDERAL HOME LOAN BANKS	3.987	98.6215	06/09/2028	10,000,000.00	9,862,150.00	10,005,426.93	(143,276.93)
3133EPNH4	FEDERAL FARM CREDIT BANKS FUNDING CORP	4.171	98.0625	06/21/2028	15,000,000.00	14,709,375.00	14,802,217.70	(92,842.70)
3134GYUC4	FEDERAL HOME LOAN MORTGAGE CORP	5.200	99.3834	06/28/2028	10,000,000.00	9,938,340.00	10,000,000.00	(61,660.00)
3130AWG79	FEDERAL HOME LOAN BANKS	6.000	99.5486	06/28/2028	7,220,000.00	7,187,408.92	7,220,000.00	(32,591.08)
3130AVHX1	FEDERAL HOME LOAN BANKS	5.950	99.5011	06/28/2028	25,000,000.00	24,875,275.00	25,000,000.00	(124,725.00)
3134GYVC3	FEDERAL HOME LOAN MORTGAGE CORP	6.000	99.6094	06/28/2028	25,000,000.00	24,902,350.00	25,000,000.00	(97,650.00)

---	---	2.877	95.7688	09/07/2025	5,235,176,250.00	5,012,727,250.51	5,222,095,352.07	(209,368,101.56)
-----	-----	-------	---------	------------	------------------	------------------	------------------	------------------

Agency

AGCY DISC

Cusip	Description	Yield	Market Price	Final Maturity	Par Value	Market Value	Book Value	Net Unrealized Gain/Loss
313384H33	FEDERAL HOME LOAN BANKS	4.772	99.9864	07/03/2023	15,000,000.00	14,997,960.00	14,996,112.50	1,847.50
313588H21	FEDERAL NATIONAL MORTGAGE ASSOCIATION	4.791	99.8911	07/11/2023	10,000,000.00	9,989,110.00	9,986,972.22	2,137.78
313588J00	FEDERAL NATIONAL MORTGAGE ASSOCIATION	4.792	99.8516	07/14/2023	5,000,000.00	4,992,580.00	4,991,531.94	1,048.06
313588J00	FEDERAL NATIONAL MORTGAGE ASSOCIATION	4.792	99.8516	07/14/2023	10,000,000.00	9,985,160.00	9,983,063.89	2,096.11
313384J59	FEDERAL HOME LOAN BANKS	4.903	99.6627	07/28/2023	34,000,000.00	33,885,318.00	33,877,600.00	7,718.00
313384J59	FEDERAL HOME LOAN BANKS	5.269	99.6627	07/28/2023	50,000,000.00	49,831,350.00	49,805,750.00	25,600.00
313384JW0	FEDERAL HOME LOAN BANKS	4.797	99.6079	08/01/2023	25,000,000.00	24,901,975.00	24,899,250.00	2,725.00
313384JW0	FEDERAL HOME LOAN BANKS	5.003	99.6079	08/01/2023	10,000,000.00	9,960,790.00	9,957,891.67	2,898.33
313384J23	FEDERAL HOME LOAN BANKS	4.806	99.5655	08/04/2023	12,500,000.00	12,445,687.50	12,444,631.94	1,055.56
313384KD0	FEDERAL HOME LOAN BANKS	4.775	99.5081	08/08/2023	25,000,000.00	24,877,025.00	24,877,555.55	(530.55)
313384KL2	FEDERAL HOME LOAN BANKS	4.644	99.4076	08/15/2023	25,000,000.00	24,851,900.00	24,859,218.75	(7,318.75)
313384KL2	FEDERAL HOME LOAN BANKS	4.802	99.4076	08/15/2023	10,000,000.00	9,940,760.00	9,941,500.00	(740.00)
313384KL2	FEDERAL HOME LOAN BANKS	4.785	99.4076	08/15/2023	15,000,000.00	14,911,140.00	14,912,531.25	(1,391.25)
313384LB3	FEDERAL HOME LOAN BANKS	5.082	99.1844	08/30/2023	10,000,000.00	9,918,440.00	9,917,416.67	1,023.33
313384LC1	FEDERAL HOME LOAN BANKS	4.121	99.1703	08/31/2023	25,000,000.00	24,792,575.00	24,830,555.56	(37,980.56)
313384LD9	FEDERAL HOME LOAN BANKS	4.786	99.1563	09/01/2023	15,000,000.00	14,873,445.00	14,879,616.67	(6,171.67)
313384LD9	FEDERAL HOME LOAN BANKS	4.786	99.1563	09/01/2023	25,000,000.00	24,789,075.00	24,799,361.11	(10,286.11)
313384LD9	FEDERAL HOME LOAN BANKS	5.067	99.1563	09/01/2023	15,000,000.00	14,873,445.00	14,872,383.33	1,061.67
313384LD9	FEDERAL HOME LOAN BANKS	5.067	99.1563	09/01/2023	10,000,000.00	9,915,630.00	9,914,922.22	707.78
313384LK3	FEDERAL HOME LOAN BANKS	4.773	99.0700	09/07/2023	25,000,000.00	24,767,500.00	24,780,888.89	(13,388.89)
313384LQ0	FEDERAL HOME LOAN BANKS	4.829	98.9975	09/12/2023	12,500,000.00	12,374,687.50	12,380,868.05	(6,180.55)
313384LT4	FEDERAL HOME LOAN BANKS	4.776	98.9531	09/15/2023	25,000,000.00	24,738,275.00	24,755,111.11	(16,836.11)
313384LT4	FEDERAL HOME LOAN BANKS	4.801	98.9531	09/15/2023	10,000,000.00	9,895,310.00	9,901,411.22	(6,101.22)
313384LW7	FEDERAL HOME LOAN BANKS	4.777	98.9106	09/18/2023	70,000,000.00	69,237,420.00	69,287,244.45	(49,824.45)
313384LZ0	FEDERAL HOME LOAN BANKS	4.778	98.8659	09/21/2023	25,000,000.00	24,716,475.00	24,735,778.03	(19,303.03)
313312MA5	FEDERAL FARM CREDIT BANKS FUNDING CORP	4.881	98.8517	09/22/2023	50,000,000.00	49,425,850.00	49,450,125.00	(24,275.00)
313384MH9	FEDERAL HOME LOAN BANKS	4.780	98.7500	09/29/2023	25,000,000.00	24,687,500.00	24,710,000.00	(22,500.00)
313384MH9	FEDERAL HOME LOAN BANKS	4.780	98.7500	09/29/2023	25,000,000.00	24,687,500.00	24,710,000.00	(22,500.00)
313384MM8	FEDERAL HOME LOAN BANKS	4.708	98.6932	10/03/2023	10,000,000.00	9,869,320.00	9,879,888.89	(10,568.89)
313384MN6	FEDERAL HOME LOAN BANKS	4.853	98.6763	10/04/2023	50,000,000.00	49,338,150.00	49,374,582.43	(36,432.43)
313384MQ9	FEDERAL HOME LOAN BANKS	4.854	98.6478	10/06/2023	50,000,000.00	49,323,900.00	49,361,416.67	(37,516.67)
313384MQ9	FEDERAL HOME LOAN BANKS	5.341	98.6478	10/06/2023	25,000,000.00	24,661,950.00	24,648,038.20	13,911.80
313384MV8	FEDERAL HOME LOAN BANKS	5.315	98.5738	10/11/2023	25,000,000.00	24,643,450.00	24,631,666.67	11,783.33
313384MX4	FEDERAL HOME LOAN BANKS	4.960	98.5453	10/13/2023	10,000,000.00	9,854,530.00	9,860,755.56	(6,225.56)
313384MX4	FEDERAL HOME LOAN BANKS	4.960	98.5453	10/13/2023	10,000,000.00	9,854,530.00	9,860,755.56	(6,225.56)
313384NE5	FEDERAL HOME LOAN BANKS	4.539	98.4424	10/20/2023	50,000,000.00	49,221,200.00	49,323,208.33	(102,008.33)
313384NM7	FEDERAL HOME LOAN BANKS	4.821	98.3390	10/27/2023	15,000,000.00	14,750,850.00	14,769,900.00	(19,050.00)
313384NM7	FEDERAL HOME LOAN BANKS	5.387	98.3390	10/27/2023	50,000,000.00	49,169,500.00	49,137,944.45	31,555.55
313384NS4	FEDERAL HOME LOAN BANKS	5.147	98.2640	11/01/2023	15,000,000.00	14,739,600.00	14,744,006.25	(4,406.25)
313384NZ8	FEDERAL HOME LOAN BANKS	5.055	98.1599	11/08/2023	10,000,000.00	9,815,990.00	9,821,972.22	(5,982.22)
313384PG8	FEDERAL HOME LOAN BANKS	4.799	98.0516	11/15/2023	25,000,000.00	24,512,900.00	24,557,604.17	(44,704.17)
313384PG8	FEDERAL HOME LOAN BANKS	4.828	98.0516	11/15/2023	10,000,000.00	9,805,160.00	9,821,900.00	(16,740.00)
313384PG8	FEDERAL HOME LOAN BANKS	4.992	98.0516	11/15/2023	5,000,000.00	4,902,580.00	4,907,905.55	(5,325.55)
313384PM5	FEDERAL HOME LOAN BANKS	4.796	97.9794	11/20/2023	24,494,850.00	24,494,850.00	24,541,951.39	(47,101.39)
313384RQ4	FEDERAL HOME LOAN BANKS	5.184	97.2107	01/10/2024	25,000,000.00	24,302,675.00	24,329,190.97	(26,515.97)
313384RQ4	FEDERAL HOME LOAN BANKS	4.938	97.2107	01/10/2024	50,000,000.00	48,605,350.00	48,713,333.33	(107,983.33)
313384RS0	FEDERAL HOME LOAN BANKS	5.024	97.1815	01/12/2024	10,000,000.00	9,718,150.00	9,737,291.66	(19,141.66)
313384RS0	FEDERAL HOME LOAN BANKS	5.024	97.1815	01/12/2024	10,000,000.00	9,718,150.00	9,737,291.66	(19,141.66)
313384RS0	FEDERAL HOME LOAN BANKS	5.024	97.1815	01/12/2024	10,000,000.00	9,718,150.00	9,737,291.66	(19,141.66)
313384RS0	FEDERAL HOME LOAN BANKS	5.024	97.1815	01/12/2024	15,000,000.00	14,577,225.00	14,605,937.50	(28,712.50)
313384SL4	FEDERAL HOME LOAN BANKS	5.103	96.9186	01/30/2024	50,000,000.00	48,459,300.00	48,544,500.00	(85,200.00)
313312SW1	FEDERAL FARM CREDIT BANKS FUNDING CORP	4.800	96.7726	02/09/2024	10,000,000.00	9,677,260.00	9,711,958.34	(34,698.34)
313396TB9	FEDERAL HOME LOAN MORTGAGE CORP	4.981	96.6996	02/14/2024	10,000,000.00	9,669,960.00	9,696,000.00	(26,040.00)

313396TC7	FEDERAL HOME LOAN MORTGAGE CORP	4.982	96.6914	02/15/2024	10,000,000.00	9,669,140.00	9,694,666.66	(25,526.66)
313384XM6	FEDERAL HOME LOAN BANKS	5.197	95.2178	05/30/2024	6,900,000.00	6,570,028.20	6,579,916.67	(9,888.47)
313384XR5	FEDERAL HOME LOAN BANKS	5.115	95.1602	06/03/2024	10,000,000.00	9,516,020.00	9,537,597.22	(21,577.22)
313384XT1	FEDERAL HOME LOAN BANKS	5.084	95.1314	06/05/2024	10,000,000.00	9,513,140.00	9,537,694.44	(24,554.44)
---	---	4.905	98.5435	10/13/2023	1,225,900,000.00	1,207,936,891.20	1,208,865,458.49	(928,567.29)

Agency CMO
FHLMC CMO

Cusip	Description	Yield	Market Price	Final Maturity	Par Value	Market Value	Book Value	Net Unrealized Gain/Loss
3137BWWD2	FHMS K-725 A2	4.878	98.5633	01/25/2024	11,967,400.17	11,795,468.12	11,850,823.62	(55,355.50)
3137BHCY1	FHMS K-044 A2	5.154	96.2420	01/25/2025	18,858,095.83	18,149,400.10	18,213,466.40	(64,066.29)
---	---	5.045	97.1570	09/03/2024	30,825,496.00	29,944,868.22	30,064,290.01	(119,421.79)

Agency CMO
FNMA CMO

Cusip	Description	Yield	Market Price	Final Maturity	Par Value	Market Value	Book Value	Net Unrealized Gain/Loss
3136AW7J0	FNA 2017-M8 A2	3.448	94.4542	05/25/2027	12,467,769.90	11,776,332.07	12,341,285.27	(564,953.20)
3136AW7J0	FNA 2017-M8 A2	3.448	94.4542	05/25/2027	12,467,769.90	11,776,332.07	12,341,285.27	(564,953.20)

Agency MBS
FHLMC

Cusip	Description	Yield	Market Price	Final Maturity	Par Value	Market Value	Book Value	Net Unrealized Gain/Loss
3137B4WB8	FHMS K-033 A2	3.422	99.6425	07/25/2023	1,042,806.34	1,039,078.29	1,042,806.34	(3,728.04)
3137B5JM6	FHMS K-034 A2	3.499	99.6470	07/25/2023	10,304,186.00	10,267,816.76	10,304,186.00	(36,369.24)
3137B5KW2	FHMS K-035 A2	3.667	99.5191	08/25/2023	12,254,083.75	12,195,150.43	12,249,673.43	(54,523.00)
3137B7MT9	FHMS K-036 A2	4.912	99.3618	10/25/2023	12,194,042.63	12,116,222.08	12,148,292.62	(32,070.54)
3137B7YY9	FHMS K-037 A2	4.889	98.8669	01/25/2024	8,829,512.80	8,729,467.71	8,768,428.65	(38,960.94)
3137FMU67	FHMS K-735 A2	3.518	94.6141	05/25/2026	14,806,209.90	14,008,758.39	14,549,418.41	(540,660.02)
3137FNWX4	FHMS K-736 A2	3.655	92.9939	07/25/2026	10,000,000.00	9,299,390.70	9,629,871.51	(330,480.81)
3137BTUM1	FHMS K-061 A2	4.501	95.5551	11/25/2026	9,000,000.00	8,599,962.69	8,685,050.72	(85,088.03)
3137BTUM1	FHMS K-061 A2	4.561	95.5551	11/25/2026	8,500,000.00	8,122,186.99	8,183,754.87	(61,567.88)
3137BYLD0	FHMS K-L01 A2E	4.184	95.0574	02/25/2027	15,000,000.00	14,258,605.35	14,559,467.37	(300,862.02)
3137BXQY1	FHMS K-064 A2	3.154	94.9062	03/25/2027	1,000,000.00	949,062.48	1,001,352.06	(52,289.58)
3137F2LJ3	FHMS K-066 A2	3.111	94.3561	06/25/2027	11,095,000.00	10,468,805.52	11,086,557.21	(617,751.69)
3132XGRH1	FH WN2287	3.945	95.3020	11/01/2027	25,000,000.00	23,825,500.00	24,804,530.44	(979,030.44)
3132XGRH1	FH WN2287	4.073	95.3020	11/01/2027	25,000,000.00	23,825,500.00	24,730,690.67	(905,190.67)
3132XGQ74	FH WN2277	4.062	95.4130	11/01/2027	10,000,000.00	9,541,300.00	9,895,804.50	(354,504.50)
3132XFRL7	FH WN1235	4.690	96.5030	01/01/2028	20,000,000.00	19,300,600.00	19,770,159.08	(469,559.08)
3132XFRL7	FH WN1235	4.333	96.5030	01/01/2028	10,000,000.00	9,650,300.00	9,954,373.15	(304,073.15)
---	---	4.088	96.1756	08/23/2026	204,025,841.42	196,197,707.39	201,364,417.03	(5,166,709.64)

Agency MBS
FNMA

Cusip	Description	Yield	Market Price	Final Maturity	Par Value	Market Value	Book Value	Net Unrealized Gain/Loss
3136AHAG5	FNA 2013-M14 A2	5.541	99.3095	10/25/2023	3,374,488.55	3,351,187.54	3,360,985.87	(9,798.34)
3136AKQM8	FNA 2014-M8 A2	5.910	97.5258	06/25/2024	7,101,396.00	6,925,695.67	6,990,321.72	(64,626.05)
3140AJVC9	FN BM6010	4.860	96.1206	09/01/2025	17,111,265.89	16,447,446.31	16,659,627.19	(212,180.88)
3138LCHR1	FN AN0254	3.738	95.1810	12/01/2025	7,384,848.15	7,028,972.32	7,286,658.90	(257,686.58)
3138LCHR9	FEDERAL NATIONAL MORTGAGE ASSOCIATION	2.939	95.1810	12/01/2025	14,120,168.25	13,439,717.34	14,111,068.65	(671,351.30)
3138LDW99	FN AN1760	4.176	92.8600	06/01/2026	15,000,000.00	13,929,000.00	14,693,083.59	(764,083.59)
3138LENE7	FN AN2188	3.543	92.6360	07/01/2026	10,000,000.00	9,263,600.00	9,858,537.60	(594,937.60)
3138LHUZ5	FN AN5099	3.076	94.2920	04/01/2027	24,129,353.25	22,752,049.77	24,111,144.58	(1,359,094.81)
3138LHLZ1	FN AN5246	3.365	93.7300	05/01/2027	7,100,000.00	6,654,830.00	7,073,889.50	(419,059.50)
3138LJST3	FN AN6257	4.582	94.1860	08/01/2027	15,349,698.22	14,457,266.76	14,675,956.06	(218,689.30)
3136AY6X6	FNA 2017-M15 A2	4.611	93.3233	09/25/2027	14,964,611.51	13,965,473.03	14,377,149.88	(411,676.85)
3136BML55	FNA 2022-M11 A2	4.554	93.1216	10/25/2027	29,412,839.10	27,389,701.08	28,186,099.31	(796,398.23)
3140LHVX5	FN BS6929	4.280	98.1460	11/01/2027	31,100,000.00	30,523,406.00	31,009,079.17	(485,673.17)
3140LHA45	FN BS7116	4.363	97.8580	11/01/2027	20,210,000.00	19,777,101.80	20,210,000.00	(432,898.20)
3140LHSB7	FN BS6813	4.363	98.7980	02/01/2028	19,478,000.00	19,243,874.44	19,461,035.03	(217,160.59)
3140LJS23	FN BS7736	4.416	97.4160	02/01/2028	20,000,000.00	19,483,200.00	19,749,624.79	(266,424.79)
3140LJS23	FN BS7736	4.071	97.4160	02/01/2028	15,000,000.00	14,612,400.00	15,000,000.00	(387,600.00)
3140LJS23	FN BS7736	4.078	97.4160	02/01/2028	10,000,000.00	9,741,600.00	10,000,000.00	(258,400.00)
3140LKJ08	FN BS8358	4.074	97.9430	04/01/2028	24,459,000.00	23,955,878.37	24,459,000.00	(503,121.63)
3140LKYQ0	FN BS8818	4.526	97.0420	06/01/2028	25,000,000.00	24,260,500.00	24,364,695.39	(104,195.39)
---	---	4.209	96.0563	06/07/2027	330,295,668.92	317,202,900.44	325,637,957.26	(8,435,056.82)

CD
CD

Cusip	Description	Yield	Market Price	Final Maturity	Par Value	Market Value	Book Value	Net Unrealized Gain/Loss
89115BF70	Toronto-Dominion Bank - New York Branch	5.400	100.0000	08/15/2023	50,000,000.00	50,000,000.00	50,000,000.00	0.00
78015JKE6	Royal Bank of Canada New York Branch	5.390	100.0000	08/21/2023	75,000,000.00	75,000,000.00	75,000,000.00	0.00
89115BWW6	Toronto-Dominion Bank - New York Branch	4.760	100.0000	08/31/2023	50,000,000.00	50,000,000.00	50,000,000.00	0.00
06367D2F1	Bank of Montreal - Chicago Branch	5.430	100.0000	09/01/2023	50,000,000.00	50,000,000.00	50,000,000.00	0.00
89115BCB4	Toronto-Dominion Bank - New York Branch	5.570	100.0000	09/05/2023	50,000,000.00	50,000,000.00	50,000,000.00	0.00
06417MR23	Bank of Nova Scotia - Houston Branch	4.771	100.0000	09/29/2023	50,000,000.00	50,000,000.00	50,000,000.00	0.00
06367D4D4	Bank of Montreal - Chicago Branch	5.350	100.0000	09/29/2023	25,000,000.00	25,000,000.00	25,000,000.00	0.00
89115BK55	Toronto-Dominion Bank - New York Branch	5.410	100.0000	10/10/2023	50,000,000.00	50,000,000.00	50,000,000.00	0.00
78015JMA2	Royal Bank of Canada New York Branch	5.590	100.0000	10/11/2023	50,000,000.00	50,000,000.00	50,000,000.00	0.00
78015JQ26	Royal Bank of Canada New York Branch	5.280	100.0000	10/23/2023	25,000,000.00	25,000,000.00	25,000,000.00	0.00
06367D4H5	Bank of Montreal - Chicago Branch	5.356	100.0000	10/30/2023	50,000,000.00	50,000,000.00	50,000,000.00	0.00
89115BJK7	Toronto-Dominion Bank - New York Branch	5.470	100.0000	11/01/2023	50,000,000.00	50,000,000.00	50,000,000.00	0.00
06367DAP0	Bank of Montreal - Chicago Branch	5.600	100.0000	11/20/2023	50,000,000.00	50,000,000.00	50,000,000.00	0.00
78015JNS2	Royal Bank of Canada New York Branch	5.470	100.0000	11/22/2023	50,000,000.00	50,000,000.00	50,000,000.00	0.00
89115BMP2	Toronto-Dominion Bank - New York Branch	5.390	100.0000	11/24/2023	50,000,000.00	50,000,000.00	50,000,000.00	0.00
78015JQ19	Royal Bank of Canada New York Branch	5.410	100.0000	11/30/2023	50,000,000.00	50,000,000.00	50,000,000.00	0.00
78015JP68	Royal Bank of Canada New York Branch	4.945	100.0000	12/15/2023	50,000,000.00	50,000,000.00	50,000,000.00	0.00
78015JQA8	Royal Bank of Canada New York Branch	5.420	100.0000	01/03/2024	50,000,000.00	50,000,000.00	50,000,000.00	0.00
89115BNB2	Toronto-Dominion Bank - New York Branch	5.390	100.0000	01/10/2024	50,000,000.00	50,000,000.00	50,000,000.00	0.00
89115BRT9	Toronto-Dominion Bank - New York Branch	5.220	100.0000	01/24/2024	40,000,000.00	40,000,000.00	40,000,000.00	0.00
78015JVE4	Royal Bank of Canada New York Branch	5.260	100.0000	01/31/2024	50,000,000.00	50,000,000.00	50,000,000.00	0.00
89115BMG2	Toronto-Dominion Bank - New York Branch	5.740	100.0000	02/20/2024	50,000,000.00	50,000,000.00	50,000,000.00	0.00
89115BNC0	Toronto-Dominion Bank - New York Branch	5.750	100.0000	02/27/2024	50,000,000.00	50,000,000.00	50,000,000.00	0.00
78015JWS2	Royal Bank of Canada New York Branch	5.770	100.0000	03/15/2024	50,000,000.00	50,000,000.00	50,000,000.00	0.00
06417MB39	Bank of Nova Scotia - Houston Branch	5.790	100.0000	03/15/2024	50,000,000.00	50,000,000.00	50,000,000.00	0.00
06417MD35	Bank of Nova Scotia - Houston Branch	5.780	100.0000	03/18/2024	100,000,000.00	100,000,000.00	100,000,000.00	0.00
06367DAR6	Bank of Montreal - Chicago Branch	5.840	100.0000	03/22/2024	70,000,000.00	70,000,000.00	70,000,000.00	0.00
89115BPL8	Toronto-Dominion Bank - New York Branch	5.920	100.0000	03/25/2024	50,000,000.00	50,000,000.00	50,000,000.00	0.00
78015JYN1	Royal Bank of Canada New York Branch	5.900	100.0000	03/26/2024	50,000,000.00	50,000,000.00	50,000,000.00	0.00
---	---	5.482	100.0000	12/12/2023	1,485,000,000.00	1,485,000,000.00	1,485,000,000.00	0.00

CP	Cusip	Description	Yield	Market Price	Final Maturity	Par Value	Market Value	Book Value	Net Unrealized Gain/Loss
	63763QU39	National Securities Clearing Corporation	4.804	99.9722	07/03/2023	50,000,000.00	49,986,111.11	49,986,944.44	(833.33)
	63763QU39	National Securities Clearing Corporation	5.096	99.9722	07/03/2023	25,000,000.00	24,993,055.56	24,993,055.56	0.00
	89233HU36	Toyota Motor Credit Corporation	5.137	99.9720	07/03/2023	35,000,000.00	34,990,200.00	34,990,200.00	0.00
	63763QU62	National Securities Clearing Corporation	4.846	99.9342	07/06/2023	25,000,000.00	24,983,541.67	24,983,541.67	0.00
	7426M3U64	Private Export Funding Corporation	5.166	99.9294	07/06/2023	25,000,000.00	24,982,361.11	24,982,361.11	0.00
	63763QU70	National Securities Clearing Corporation	5.097	99.9167	07/07/2023	25,000,000.00	24,979,166.67	24,979,166.67	0.00
	23102VUA6	Cummins Inc.	5.244	99.8700	07/10/2023	16,443,000.00	16,421,624.10	16,421,788.53	(164.43)
	23102VUA6	Cummins Inc.	5.232	99.8700	07/10/2023	30,000,000.00	29,961,000.00	29,961,375.00	(375.00)
	23102VUA6	Cummins Inc.	5.284	99.8700	07/10/2023	23,785,000.00	23,754,079.50	23,754,079.50	0.00
	63763QUB1	National Securities Clearing Corporation	5.119	99.8606	07/11/2023	25,000,000.00	24,965,138.89	24,965,138.89	0.00
	63763QUC9	National Securities Clearing Corporation	5.001	99.8466	07/12/2023	20,000,000.00	19,969,322.22	19,970,055.56	(733.33)
	63763QUC9	National Securities Clearing Corporation	5.119	99.8466	07/12/2023	23,000,000.00	22,964,720.56	22,964,720.56	0.00
	02314QUC1	Amazon.com, Inc.	4.953	99.8515	07/12/2023	50,000,000.00	49,925,750.00	49,925,750.00	0.00
	14912EUC9	Caterpillar Financial Services Corporation	5.175	99.8442	07/12/2023	45,000,000.00	44,929,875.00	44,929,875.00	0.00
	14912EUD7	CATERPILLAR FINANCIAL SERVICES COR	5.176	99.8300	07/13/2023	50,000,000.00	49,915,000.00	49,915,000.00	0.00
	21687BUE9	Rabobank Nederland - New York Branch	4.991	99.8241	07/14/2023	39,202,000.00	39,133,058.93	39,133,058.93	0.00
	63763QUE5	National Securities Clearing Corporation	4.939	99.8256	07/14/2023	25,000,000.00	24,956,395.83	24,956,395.83	0.00
	47816GUH0	Johnson & Johnson	5.013	99.7818	07/17/2023	50,000,000.00	49,890,888.89	49,890,888.89	0.00
	14912EUH8	Caterpillar Financial Services Corporation	5.176	99.7733	07/17/2023	70,150,000.00	69,990,993.33	69,990,993.33	0.00
	14912EUL9	Caterpillar Financial Services Corporation	5.176	99.7308	07/20/2023	30,000,000.00	29,919,250.00	29,919,250.00	0.00
	63763QUM7	National Securities Clearing Corporation	5.179	99.7172	07/21/2023	50,000,000.00	49,858,611.11	49,858,611.11	0.00
	47816GUQ0	Johnson & Johnson	5.086	99.6825	07/24/2023	50,000,000.00	49,841,236.11	49,841,236.11	0.00
	63763QUQ8	National Securities Clearing Corporation	5.211	99.6723	07/24/2023	25,000,000.00	24,918,062.50	24,918,062.50	0.00
	23102VUQ1	Cummins Inc.	5.242	99.6703	07/24/2023	20,000,000.00	19,934,066.67	19,934,066.67	0.00
	77119MUQ8	Roche Holdings, Inc.	5.169	99.6748	07/24/2023	23,000,000.00	22,925,205.28	22,925,205.28	0.00
	14912EUQ8	Caterpillar Financial Services Corporation	5.198	99.6729	07/24/2023	18,050,000.00	17,990,956.45	17,990,956.45	0.00
	63763QUS4	National Securities Clearing Corporation	5.135	99.6507	07/26/2023	25,000,000.00	24,912,673.61	24,912,673.61	0.00
	77119MUU9	Roche Holdings, Inc.	5.171	99.6183	07/28/2023	30,000,000.00	29,885,475.00	29,885,475.00	0.00
	7426M3V14	Private Export Funding Corporation	4.956	99.5824	08/01/2023	25,000,000.00	24,895,590.28	24,895,590.28	0.00
	02314QV30	Amazon.com, Inc.	4.971	99.5536	08/03/2023	50,000,000.00	49,776,791.67	49,776,791.67	0.00
	63763QV46	National Securities Clearing Corporation	5.273	99.5108	08/04/2023	35,000,000.00	34,828,772.22	34,828,772.22	0.00
	47816GV97	Johnson & Johnson	4.942	99.4757	08/09/2023	50,000,000.00	49,737,833.33	49,737,833.33	0.00
	24422MVA6	John Deere Capital Corporation	5.287	99.4233	08/10/2023	16,950,000.00	16,852,255.00	16,852,255.00	0.00
	7426M3VF3	Private Export Funding Corporation	4.850	99.4088	08/15/2023	21,000,000.00	20,875,837.50	20,875,837.50	0.00
	7426M3VF3	Private Export Funding Corporation	4.850	99.4088	08/15/2023	4,000,000.00	3,976,350.00	3,976,350.00	(0.00)
	24422MVG3	John Deere Capital Corporation	5.300	99.3356	08/16/2023	15,040,000.00	14,940,067.56	14,940,067.56	0.00
	7426M5VP6	Private Export Funding Corporation	5.009	99.2786	08/23/2023	50,000,000.00	49,639,305.56	49,639,305.56	0.00
	47816GVX4	Johnson & Johnson	5.182	99.1443	08/31/2023	50,000,000.00	49,572,152.78	49,572,152.78	0.00
	7426M3VX4	Private Export Funding Corporation	5.012	99.1697	08/31/2023	50,000,000.00	49,584,861.11	49,584,861.11	0.00
	89233HW59	Toyota Motor Credit Corporation	5.366	99.0357	09/05/2023	50,000,000.00	49,517,833.33	49,517,833.33	0.00
	47816GW62	Johnson & Johnson	4.867	99.1141	09/06/2023	20,000,000.00	19,822,822.22	19,822,822.22	0.00
	24422MWD9	John Deere Capital Corporation	5.352	98.9208	09/13/2023	25,000,000.00	24,730,208.33	24,730,208.33	0.00
	74271UWJ5	The Procter & Gamble Company	5.075	98.9138	09/18/2023	10,000,000.00	9,891,375.00	9,891,375.00	0.00
	89233HWK6	Toyota Motor Credit Corporation	5.353	98.8333	09/19/2023	40,000,000.00	39,533,333.33	39,533,333.33	0.00
	7426M5WN0	Private Export Funding Corporation	4.830	98.9118	09/22/2023	50,000,000.00	49,455,888.89	49,455,888.89	0.00
	89233HWR1	Toyota Motor Credit Corporation	5.376	98.7411	09/25/2023	40,000,000.00	39,496,422.22	39,496,422.22	0.00
	46640QWT4	J.P. Morgan Securities LLC	5.139	98.7827	09/27/2023	100,000,000.00	98,782,666.67	98,782,666.67	0.00
	7426M3WV7	Private Export Funding Corporation	5.079	98.7625	09/29/2023	100,000,000.00	98,762,500.00	98,762,500.00	0.00
	02314QXP9	Amazon.com, Inc.	4.995	98.4642	10/23/2023	25,000,000.00	24,616,041.67	24,616,041.67	0.00
	7426M5XX7	Private Export Funding Corporation	5.454	98.1971	10/31/2023	25,000,000.00	24,549,277.77	24,549,277.77	0.00
	74271UY61	The Procter & Gamble Company	5.179	98.2044	11/06/2023	25,000,000.00	24,551,111.11	24,551,111.11	0.00
	02314QYA1	Amazon.com, Inc.	5.033	98.2107	11/10/2023	25,000,000.00	24,552,666.67	24,552,666.67	0.00
	7426M3YF0	Private Export Funding Corporation	5.458	97.9754	11/15/2023	25,000,000.00	24,493,861.11	24,493,861.11	0.00
	7426M3YV5	Private Export Funding Corporation	5.381	97.7979	11/29/2023	50,000,000.00	48,898,958.33	48,898,958.33	0.00
	7426M4AA5	Private Export Funding Corporation	5.353	97.2122	01/10/2024	50,000,000.00	48,606,111.11	48,606,111.11	0.00
	7426M2AQ4	Private Export Funding Corporation	5.357	97.0100	01/24/2024	25,000,000.00	24,252,500.00	24,252,500.00	0.00
	7426M2AX9	Private Export Funding Corporation	5.459	96.8494	01/31/2024	50,000,000.00	48,424,722.22	48,424,722.22	0.00
	78015CBV3	Royal Bank of Canada New York Branch	5.717	96.2672	02/29/2024	25,000,000.00	24,066,812.50	24,066,812.50	0.00
	46640PC19	J.P. Morgan Securities LLC	5.578	96.3468	03/01/2024	50,000,000.00	48,173,388.89	48,173,388.89	0.00
	46640PCR2	J.P. Morgan Securities LLC	5.782	95.8460	03/25/2024	50,000,000.00	47,923,000.00	47,923,000.00	0.00
---	---		5.167	99.0365	09/06/2023	2,150,620,000.00	2,129,659,138.47	2,129,661,244.57	(2,106.10)

**Corporate
CORP**

Cusip	Description	Yield	Market Price	Final Maturity	Par Value	Market Value	Book Value	Net Unrealized Gain/Loss
742651DT6	PRIVATE EXPORT FUNDING CORP	4.967	99.0150	01/15/2024	25,000,000.00	24,753,750.00	24,813,874.28	(60,124.28)
742651DT6	PRIVATE EXPORT FUNDING CORP	4.967	99.0150	01/15/2024	25,000,000.00	24,753,750.00	24,813,874.28	(60,124.28)

**MM Fund
MMFUND**

Cusip	Description	Yield	Market Price	Final Maturity	Par Value	Market Value	Book Value	Net Unrealized Gain/Loss
31607A703	FIDELITY IMM-GOVT INSTL	5.040	1.0000	06/30/2023	35,000,000.00	35,000,000.00	35,000,000.00	0.00
4812CA538	JPMORGAN-US GVT MM EMPWR	5.010	1.0000	06/30/2023	1,000,000.00	1,000,000.00	1,000,000.00	0.00
PPG34MT93	US BANK DEPOSIT ACCOUNT	---	1.0000	06/30/2023	200,000,000.00	200,000,000.00	200,000,000.00	0.00
---	---	5.039	1.0000	06/30/2023	236,000,000.00	236,000,000.00	236,000,000.00	0.00

**Muni
MUNI**

Cusip	Description	Yield	Market Price	Final Maturity	Par Value	Market Value	Book Value	Net Unrealized Gain/Loss
8014952P6	SANTA CLARA CALIF UNI SCH DIST	0.210	100.0000	07/01/2023	2,870,000.00	2,870,000.00	2,870,000.00	0.00
797508JT6	SAN DIEGUITO CALIF UN HIGH SCH DIST	0.275	99.7050	08/01/2023	425,000.00	423,746.25	425,000.00	(1,253.75)
826239FX8	SIERRA CALIF JT CMNTY COLLEGE DIST	0.229	99.6910	08/01/2023	260,000.00	259,196.60	260,000.00	(803.40)
797508HV3	SAN DIEGUITO CALIF UN HIGH SCH DIST	0.275	99.7050	08/01/2023	1,000,000.00	997,050.00	1,000,000.00	(2,950.00)
419792F76	HAWAII ST	0.422	99.6300	08/01/2023	15,000,000.00	14,944,500.00	15,000,000.00	(55,500.00)
987388GT6	YOSEMITE CALIF CMNTY COLLEGE DIST	1.140	99.7570	08/01/2023	750,000.00	748,177.50	750,000.00	(1,822.50)
757710UR7	REDONDO BEACH CALIF UNI SCH DIST	1.222	99.7530	08/01/2023	260,000.00	259,357.80	260,000.00	(642.20)
93974EXZ4	WASHINGTON ST	3.250	99.8720	08/01/2023	18,840,000.00	18,815,884.80	18,840,000.00	(24,115.20)
799017XT0	SAN MATEO CALIF UN HIGH SCH DIST	0.256	99.3310	09/01/2023	500,000.00	496,655.00	500,000.00	(3,345.00)
419792D29	HAWAII ST	0.422	98.7870	10/01/2023	3,260,000.00	3,220,456.20	3,260,000.00	(39,543.80)
419792A63	HAWAII ST	0.422	98.7870	10/01/2023	10,000,000.00	9,878,700.00	10,000,000.00	(121,300.00)
882724XJ1	TEXAS ST	0.508	98.9610	10/01/2023	4,745,000.00	4,695,699.45	4,745,000.00	(49,300.55)
826239FY6	SIERRA CALIF JT CMNTY COLLEGE DIST	0.344	94.5770	08/01/2024	500,000.00	472,885.00	500,000.00	(27,115.00)
826239GH2	SIERRA CALIF JT CMNTY COLLEGE DIST	0.354	94.7500	08/01/2024	720,000.00	682,200.00	720,000.00	(37,800.00)
802498YY5	SANTA MONICA-MALIBU UNI SCH DIST CALIF	0.396	94.6700	08/01/2024	1,000,000.00	946,700.00	1,000,000.00	(53,300.00)
93974ETF3	WASHINGTON ST	0.470	94.9610	08/01/2024	14,995,000.00	14,239,401.95	14,995,000.00	(755,598.05)
419792F84	HAWAII ST	0.713	95.1010	08/01/2024	9,000,000.00	8,559,090.00	9,000,000.00	(440,910.00)
074437HA5	BEAUMONT CALIF UNI SCH DIST	0.690	94.5090	08/01/2024	275,000.00	259,899.75	275,000.00	(15,100.25)
987388GU3	YOSEMITE CALIF CMNTY COLLEGE DIST	1.440	95.8080	08/01/2024	700,000.00	670,656.00	700,000.00	(29,344.00)
757710US5	REDONDO BEACH CALIF UNI SCH DIST	1.571	95.7290	08/01/2024	500,000.00	478,645.00	500,000.00	(21,355.00)
93974EYA8	WASHINGTON ST	3.350	97.9210	08/01/2024	13,475,000.00	13,194,854.75	13,475,000.00	(280,145.25)
419792A71	HAWAII ST	0.713	94.5010	10/01/2024	10,000,000.00	9,450,100.00	10,000,000.00	(549,900.00)
419792D37	HAWAII ST	0.713	94.5010	10/01/2024	2,500,000.00	2,362,525.00	2,500,000.00	(137,475.00)
882724XK8	TEXAS ST	0.794	94.8420	10/01/2024	5,810,000.00	5,510,320.20	5,810,000.00	(299,679.80)
419792F92	HAWAII ST	1.033	92.3040	08/01/2025	6,250,000.00	5,769,000.00	6,250,000.00	(481,000.00)
802498YZ2	SANTA MONICA-MALIBU UNI SCH DIST CALIF	0.669	91.4170	08/01/2025	1,000,000.00	914,170.00	1,000,000.00	(85,830.00)

56781RK73	MARIN CALIF CMNTY COLLEGE DIST	0.763	92.0570	08/01/2025	1,065,000.00	980,407.05	1,065,000.00	(84,592.95)
074437HB3	BEAUMONT CALIF UNI SCH DIST	1.109	91.6810	08/01/2025	500,000.00	458,405.00	500,000.00	(41,595.00)
7994082E8	SAN RAMON VALLEY CALIF UNI SCH DIST	0.967	92.0770	08/01/2025	4,505,000.00	4,148,068.85	4,505,000.00	(356,931.15)
93974EYB6	WASHINGTON ST	3.350	96.9800	08/01/2025	10,065,000.00	9,761,037.00	10,065,000.00	(303,963.00)
419792A89	HAWAII ST	1.033	95.4380	10/01/2025	12,775,000.00	12,192,204.50	13,257,910.86	(1,065,706.36)
419792D45	HAWAII ST	1.033	91.8480	10/01/2025	3,660,000.00	3,361,636.80	3,660,000.00	(298,363.20)
93974EYC4	WASHINGTON ST	3.370	96.4940	08/01/2026	20,825,000.00	20,094,875.50	20,825,000.00	(730,124.50)
13063D3N6	CALIFORNIA ST	4.847	100.3920	03/01/2027	9,300,000.00	9,336,456.00	9,300,000.00	36,456.00

---	---	1.769	96.8591	11/19/2024	187,330,000.00	181,452,961.95	187,812,910.86	(6,359,948.91)
-----	-----	-------	---------	------------	----------------	----------------	----------------	----------------

**Mutual Fund
Open-End Fund**

Cusip	Description	Yield	Market Price	Final Maturity	Par Value	Market Value	Book Value	Net Unrealized Gain/Loss
CLTRSF	CALTRUST	3.560	1.0086	---	93,213,169.12	94,017,200.84	94,017,200.84	(0.00)
CLTRSF	CALTRUST	3.560	1.0086	---	93,213,169.12	94,017,200.84	94,017,200.84	(0.00)

**Non-US Gov
SUPRANATIONAL**

Cusip	Description	Yield	Market Price	Final Maturity	Par Value	Market Value	Book Value	Net Unrealized Gain/Loss
459516LT5	INTERNATIONAL FINANCE CORP	5.117	98.8499	09/15/2023	50,000,000.00	49,424,950.00	49,469,055.55	(44,105.55)
45950VQZ2	INTERNATIONAL FINANCE CORP	0.829	97.6360	01/19/2024	25,000,000.00	24,409,000.00	24,994,694.04	(585,694.04)
45906M3C3	INTERNATIONAL BANK FOR RECONSTRUCTION AND DEVELOPM	2.540	97.5777	03/28/2024	3,895,000.00	3,800,651.42	3,886,859.70	(86,208.29)
45950VPQ3	INTERNATIONAL FINANCE CORP	0.273	94.0920	08/22/2024	25,000,000.00	23,523,000.00	24,993,529.60	(1,470,529.60)
45950VQ44	INTERNATIONAL FINANCE CORP	0.484	93.8155	09/23/2024	25,000,000.00	23,453,875.00	24,986,553.38	(1,532,678.38)
45950VQL3	INTERNATIONAL FINANCE CORPORATION	0.719	93.7400	10/29/2024	25,000,000.00	23,435,000.00	24,987,218.11	(1,552,218.11)
45950VRA6	INTERNATIONAL FINANCE CORP	1.099	93.9350	01/21/2025	25,000,000.00	23,483,750.00	24,977,506.84	(1,493,756.84)
45950VRX6	INTERNATIONAL FINANCE CORP	4.077	98.8030	02/01/2027	25,000,000.00	24,700,750.00	24,937,032.14	(236,282.14)
---	---	2.213	96.2341	09/19/2024	203,895,000.00	196,230,976.42	203,232,449.37	(7,001,472.95)

**Repo
REPO**

Cusip	Description	Yield	Market Price	Final Maturity	Par Value	Market Value	Book Value	Net Unrealized Gain/Loss
RP07032023508	RIVCO_JEFFERIES REPO/BANK NY	5.080	100.0000	07/03/2023	500,000,000.00	500,000,000.00	500,000,000.00	0.00
RP07032023508	RIVCO_JEFFERIES REPO/BANK NY	5.080	100.0000	07/03/2023	500,000,000.00	500,000,000.00	500,000,000.00	0.00

**US Gov
T-BILL**

Cusip	Description	Yield	Market Price	Final Maturity	Par Value	Market Value	Book Value	Net Unrealized Gain/Loss
912796ZS1	UNITED STATES TREASURY	4.932	99.9580	07/06/2023	25,000,000.00	24,989,489.50	24,983,298.61	6,190.89
912796XQ7	UNITED STATES TREASURY	5.013	99.8596	07/13/2023	25,000,000.00	24,964,895.75	24,959,312.50	5,583.25
912796XQ7	UNITED STATES TREASURY	5.010	99.8596	07/13/2023	25,000,000.00	24,964,895.75	24,959,333.33	5,562.42
912796XQ7	UNITED STATES TREASURY	4.989	99.8596	07/13/2023	25,000,000.00	24,964,895.75	24,959,500.00	5,395.75
912797FZ5	UNITED STATES TREASURY	4.967	99.6929	07/25/2023	25,000,000.00	24,923,229.25	24,919,700.00	3,529.25
912796Y29	UNITED STATES TREASURY	5.255	99.6630	07/27/2023	20,000,000.00	19,932,600.00	19,925,748.33	6,851.67
912797GA9	UNITED STATES TREASURY	5.340	99.5908	08/01/2023	20,000,000.00	19,918,155.60	19,910,272.27	7,883.33
912796Y37	UNITED STATES TREASURY	5.218	99.5583	08/03/2023	10,000,000.00	9,955,825.00	9,953,433.33	2,391.67
912797GF8	UNITED STATES TREASURY	4.917	99.4830	08/08/2023	25,000,000.00	24,870,750.00	24,874,388.92	(3,638.92)
912797GF8	UNITED STATES TREASURY	4.906	99.4830	08/08/2023	25,000,000.00	24,870,750.00	24,874,652.78	(3,902.78)
912797GF8	UNITED STATES TREASURY	4.908	99.4830	08/08/2023	50,000,000.00	49,741,500.00	49,749,200.00	(7,700.00)
912797GF8	UNITED STATES TREASURY	5.113	99.4830	08/08/2023	5,000,000.00	4,974,150.00	4,973,871.83	278.17
912797GF8	UNITED STATES TREASURY	5.168	99.4830	08/08/2023	10,000,000.00	9,948,300.00	9,947,056.50	1,243.50
912796XY0	UNITED STATES TREASURY	5.222	99.4569	08/10/2023	25,000,000.00	24,864,229.25	24,857,777.78	6,451.47
912797GH4	UNITED STATES TREASURY	5.267	99.2806	08/22/2023	25,000,000.00	24,820,139.00	24,814,334.73	5,804.27
912796Z44	UNITED STATES TREASURY	5.263	99.2460	08/24/2023	25,000,000.00	24,811,500.00	24,806,875.00	4,625.00
912796Z44	UNITED STATES TREASURY	5.270	99.2460	08/24/2023	50,000,000.00	49,623,000.00	49,613,262.50	9,737.50
912796Z44	UNITED STATES TREASURY	5.245	99.2460	08/24/2023	50,000,000.00	49,623,000.00	49,615,036.25	7,963.75
912796Z51	UNITED STATES TREASURY	5.411	99.1478	08/31/2023	50,000,000.00	49,573,889.00	49,555,038.89	18,850.11
912796CR8	UNITED STATES TREASURY	5.309	98.8500	09/21/2023	50,000,000.00	49,425,000.00	49,412,333.34	12,666.66
912796CS6	UNITED STATES TREASURY	4.918	98.7530	09/28/2023	14,812,950.00	14,812,950.00	14,824,799.79	(11,849.79)
912796CS6	UNITED STATES TREASURY	4.919	98.7530	09/28/2023	15,000,000.00	14,812,950.00	14,824,781.25	(11,831.25)
912796CS6	UNITED STATES TREASURY	4.884	98.7530	09/28/2023	24,688,250.00	24,688,250.00	24,709,903.27	(21,653.27)
912796CS6	UNITED STATES TREASURY	4.917	98.7530	09/28/2023	25,000,000.00	24,688,250.00	24,707,814.24	(19,564.24)
912796CS6	UNITED STATES TREASURY	4.917	98.7530	09/28/2023	24,688,250.00	24,688,250.00	24,707,814.24	(19,564.24)
912797HA8	UNITED STATES TREASURY	5.282	98.5728	10/10/2023	10,000,000.00	9,857,275.00	9,856,509.86	765.14
912797HA8	UNITED STATES TREASURY	5.282	98.5728	10/10/2023	10,000,000.00	9,857,275.00	9,856,509.86	765.14
912797FA0	UNITED STATES TREASURY	4.929	98.5425	10/12/2023	50,000,000.00	49,271,257.00	49,322,989.59	(51,732.59)
912797FA0	UNITED STATES TREASURY	5.222	98.5425	10/12/2023	15,000,000.00	14,781,377.10	14,784,178.52	(2,801.42)
912797FA0	UNITED STATES TREASURY	5.355	98.5425	10/12/2023	10,000,000.00	9,854,251.40	9,852,037.64	2,213.76
912797HB6	UNITED STATES TREASURY	5.320	98.4689	10/17/2023	10,000,000.00	9,846,888.90	9,845,649.97	1,238.93
912797HB6	UNITED STATES TREASURY	5.320	98.4689	10/17/2023	10,000,000.00	9,846,888.90	9,845,650.00	1,238.90
912797HB6	UNITED STATES TREASURY	5.320	98.4689	10/17/2023	10,000,000.00	9,846,888.90	9,845,649.97	1,238.93
912797HB6	UNITED STATES TREASURY	5.320	98.4689	10/17/2023	10,000,000.00	9,846,888.90	9,845,650.00	1,238.90
912797FC6	UNITED STATES TREASURY	5.170	98.3341	10/26/2023	15,000,000.00	14,750,114.55	14,757,712.50	(7,597.95)
912797FJ1	UNITED STATES TREASURY	5.412	98.1367	11/09/2023	10,000,000.00	9,813,666.70	9,810,621.30	3,045.40
912797FJ1	UNITED STATES TREASURY	5.418	98.1367	11/09/2023	10,000,000.00	9,813,666.70	9,810,413.89	3,252.81
---	UNITED STATES TREASURY	5.129	99.1495	08/31/2023	840,000,000.00	832,837,282.90	832,873,112.77	(35,829.87)

**US Gov
US GOV**

Cusip	Description	Yield	Market Price	Final Maturity	Par Value	Market Value	Book Value	Net Unrealized Gain/Loss
912828S92	UNITED STATES TREASURY	0.334	99.6719	07/31/2023	50,000,000.00	49,835,937.50	50,037,539.42	(201,601.92)
91282CCN9	UNITED STATES TREASURY	0.384	99.5938	07/31/2023	25,000,000.00	24,898,437.50	24,994,702.11	(96,264.61)
91282CDA6	UNITED STATES TREASURY	2.157	98.7969	09/30/2023	50,000,000.00	49,398,437.50	49,767,553.22	(369,115.72)
91282CDA6	UNITED STATES TREASURY	2.185	98.7969	09/30/2023	25,000,000.00	24,699,218.75	24,882,105.03	(182,886.28)
91282CAP6	UNITED STATES TREASURY	2.274	98.5469	10/15/2023	10,000,000.00	9,854,687.50	9,939,032.34	(84,344.84)
91282T91	UNITED STATES TREASURY	0.319	98.8125	10/31/2023	20,000,000.00	19,762,500.00	20,086,958.42	(324,458.42)
91282T91	UNITED STATES TREASURY	2.617	98.8125	10/31/2023	10,000,000.00	9,881,250.00	9,967,761.95	(86,511.95)
912828SK2	UNITED STATES TREASURY	2.300	99.1875	10/31/2023	10,000,000.00	9,918,750.00	10,018,722.10	(99,972.10)
91282CDM0	UNITED STATES TREASURY	2.495	98.0313	11/30/2023	15,000,000.00	14,704,687.50	14,878,675.06	(173,987.56)
912828SZ9	UNITED STATES TREASURY	5.025	98.3438	01/31/2024	25,000,000.00	24,585,937.50	24,642,935.27	(56,997.77)
91282CBM2	UNITED STATES TREASURY	0.219	96.7813	02/15/2024	25,000,000.00	24,195,312.50	24,985,364.18	(790,051.68)
91282CBR1	UNITED STATES TREASURY	0.287	96.4531	03/15/2024	50,000,000.00	48,226,562.50	49,986,994.78	(1,760,432.28)
912828W71	UNITED STATES TREASURY	2.395	97.5938	03/31/2024	30,000,000.00	29,278,125.00	29,941,140.13	(663,015.13)
91282CEG2	UNITED STATES TREASURY	2.358	97.6406	03/31/2024	10,000,000.00	9,764,062.50	9,992,136.82	(228,074.32)
9128286R6	UNITED STATES TREASURY	4.390	97.4219	04/30/2024	25,000,000.00	24,355,468.75	24,569,911.86	(214,443.11)
912828WJ5	UNITED STATES TREASURY	5.256	97.4844	05/15/2024	50,000,000.00	48,742,187.50	48,842,659.37	(100,471.87)
91282CC33	UNITED STATES TREASURY	4.274	95.6094	05/15/2024	15,000,000.00	14,341,406.25	14,490,947.63	(149,541.38)
912828XT2	UNITED STATES TREASURY	2.567	96.9219	05/31/2024	10,000,000.00	9,692,187.50	9,949,656.43	(257,468.93)
91282CER8	UNITED STATES TREASURY	2.502	97.3906	05/31/2024	20,000,000.00	19,478,125.00	19,999,641.97	(521,516.97)
91282CER8	UNITED STATES TREASURY	2.563	97.3906	05/31/2024	20,000,000.00	19,478,125.00	19,988,885.92	(510,760.92)
91282CCG4	UNITED STATES TREASURY	5.185	95.2031	06/15/2024	10,000,000.00	9,520,312.50	9,545,976.77	(25,664.27)
912828XX3	UNITED STATES TREASURY	2.558	96.7031	06/30/2024	25,000,000.00	24,175,781.25	24,864,925.99	(689,144.74)
912828XX3	UNITED STATES TREASURY	3.217	96.7031	06/30/2024	10,000,000.00	9,670,312.50	9,883,189.01	(212,876.51)

91282CCX7	UNITED STATES TREASURY	0.439	94.2500	09/15/2024	25,000,000.00	23,562,500.00	24,980,702.20	(1,418,202.20)
91282CCX7	UNITED STATES TREASURY	0.438	94.2500	09/15/2024	25,000,000.00	23,562,500.00	24,981,078.77	(1,418,578.77)
91282CFN6	UNITED STATES TREASURY	4.215	98.6875	09/30/2024	25,000,000.00	24,671,875.00	25,010,378.81	(338,503.81)
91282CDB4	UNITED STATES TREASURY	0.754	94.2031	10/15/2024	25,000,000.00	23,550,781.25	24,958,980.79	(1,408,199.54)
91282YV6	UNITED STATES TREASURY	1.747	94.9375	11/30/2024	25,000,000.00	23,734,375.00	24,915,201.31	(1,180,826.31)
91282ZC7	UNITED STATES TREASURY	0.540	93.7344	02/28/2025	10,000,000.00	9,373,437.50	10,096,373.40	(722,935.90)
91282ZF0	UNITED STATES TREASURY	0.647	92.5000	03/31/2025	25,000,000.00	23,125,000.00	24,936,739.92	(1,811,739.92)
91282ZF0	UNITED STATES TREASURY	0.619	92.5000	03/31/2025	25,000,000.00	23,125,000.00	24,948,461.10	(1,823,461.10)
91282CEH0	UNITED STATES TREASURY	2.647	95.9063	04/15/2025	10,000,000.00	9,590,625.00	9,996,260.29	(405,635.29)
91282ZL7	UNITED STATES TREASURY	0.445	92.0000	04/30/2025	15,000,000.00	13,800,000.00	14,980,977.61	(1,180,977.61)
912824R8	UNITED STATES TREASURY	2.799	96.2344	05/31/2025	15,000,000.00	14,435,156.25	15,020,725.98	(585,569.73)
91282CAB7	UNITED STATES TREASURY	0.675	90.9688	07/31/2025	25,000,000.00	22,742,187.50	24,781,871.18	(2,039,683.68)
91282CAM3	UNITED STATES TREASURY	0.815	90.5625	09/30/2025	25,000,000.00	22,640,625.00	24,687,917.09	(2,047,292.09)
91282CAM3	UNITED STATES TREASURY	0.950	90.5625	09/30/2025	25,000,000.00	22,640,625.00	24,614,219.89	(1,973,594.89)
91282CBC4	UNITED STATES TREASURY	0.700	90.1406	12/31/2025	25,000,000.00	22,535,156.25	24,800,026.55	(2,264,870.30)
91282CBH3	UNITED STATES TREASURY	2.447	89.7656	01/31/2026	15,000,000.00	13,464,843.75	14,237,371.18	(772,527.43)
91282CBH3	UNITED STATES TREASURY	0.586	89.7656	01/31/2026	10,000,000.00	8,976,562.50	9,946,271.03	(969,708.53)
91282CBH3	UNITED STATES TREASURY	0.593	89.7656	01/31/2026	10,000,000.00	8,976,562.50	9,944,483.16	(967,920.66)
912828P46	UNITED STATES TREASURY	0.799	92.6563	02/15/2026	10,000,000.00	9,265,625.00	10,212,521.12	(946,896.12)
912828P46	UNITED STATES TREASURY	0.670	92.6563	02/15/2026	10,000,000.00	9,265,625.00	10,246,633.54	(981,008.54)
91282CBQ3	UNITED STATES TREASURY	0.591	89.8281	02/28/2026	20,000,000.00	17,965,625.00	19,952,259.57	(1,986,634.57)
91282CBT7	UNITED STATES TREASURY	0.715	90.3750	03/31/2026	25,000,000.00	22,593,750.00	25,023,668.53	(2,429,918.53)
91282CJ8	UNITED STATES TREASURY	0.882	90.0938	06/30/2026	20,000,000.00	18,018,750.00	19,995,900.08	(1,977,150.08)
91282CJ8	UNITED STATES TREASURY	0.906	90.0938	06/30/2026	35,000,000.00	31,532,812.50	34,968,007.80	(3,435,195.30)
91282CCW9	UNITED STATES TREASURY	0.832	89.1875	08/31/2026	25,000,000.00	22,296,875.00	24,936,901.21	(2,640,026.21)
91282CCW9	UNITED STATES TREASURY	0.902	89.1875	08/31/2026	25,000,000.00	22,296,875.00	24,882,748.01	(2,585,873.01)
91282CCZ2	UNITED STATES TREASURY	0.982	89.4688	09/30/2026	20,000,000.00	17,893,750.00	19,932,286.14	(2,038,536.14)
91282CCZ2	UNITED STATES TREASURY	2.540	89.4688	09/30/2026	15,000,000.00	13,420,312.50	14,237,689.62	(817,377.12)
91282CDG3	UNITED STATES TREASURY	2.884	89.9375	10/31/2026	10,000,000.00	8,993,750.00	9,454,073.36	(460,323.36)
912810EY0	UNITED STATES TREASURY	4.205	106.1719	11/15/2026	25,000,000.00	26,542,968.75	26,761,079.02	(218,110.27)
91282CDK4	UNITED STATES TREASURY	4.099	90.0938	11/30/2026	25,000,000.00	22,523,437.50	22,777,378.32	(253,940.82)
912810EZ7	UNITED STATES TREASURY	3.048	107.0938	02/15/2027	15,000,000.00	16,064,062.50	16,803,690.84	(739,628.34)
91282CEF4	UNITED STATES TREASURY	2.502	93.7188	03/31/2027	25,000,000.00	23,429,687.50	24,998,535.69	(1,568,848.19)
91282CEF4	UNITED STATES TREASURY	2.503	93.7188	03/31/2027	25,000,000.00	23,429,687.50	24,997,071.38	(1,567,383.88)
91282ZS2	UNITED STATES TREASURY	2.845	86.4375	05/31/2027	20,000,000.00	17,287,500.00	18,299,745.86	(1,012,245.86)
91282CEW7	UNITED STATES TREASURY	3.109	96.1719	06/30/2027	15,000,000.00	14,425,781.25	15,077,682.16	(651,900.91)
91282CEW7	UNITED STATES TREASURY	3.213	96.1719	06/30/2027	15,000,000.00	14,425,781.25	15,020,299.26	(594,518.01)
912810FA1	UNITED STATES TREASURY	3.247	107.5000	08/15/2027	15,000,000.00	16,125,000.00	16,773,609.53	(648,609.53)
912810FA1	UNITED STATES TREASURY	3.483	107.5000	08/15/2027	15,000,000.00	16,125,000.00	16,630,137.76	(505,137.76)
91282CFH9	UNITED STATES TREASURY	3.269	95.6406	08/31/2027	5,000,000.00	4,782,031.25	4,972,487.47	(190,456.22)
912810FB9	UNITED STATES TREASURY	4.003	107.2813	11/15/2027	15,000,000.00	16,092,187.50	16,251,181.32	(158,993.82)
91282CFZ9	UNITED STATES TREASURY	3.840	98.5938	11/30/2027	15,000,000.00	14,789,062.50	15,020,443.46	(231,380.96)
91282CFZ9	UNITED STATES TREASURY	4.048	98.5938	11/30/2027	25,000,000.00	24,648,437.50	24,826,379.33	(177,941.83)
91282CHK0	UNITED STATES TREASURY	4.125	99.4531	06/30/2028	25,000,000.00	24,863,281.25	24,860,428.00	2,853.25
---	UNITED STATES TREASURY	2.062	95.5854	06/18/2025	1,395,000,000.00	1,332,063,281.25	1,392,008,294.42	(59,945,013.17)

Summary

Cusip	Description	Yield	Market Price	Final Maturity	Par Value	Market Value	Book Value	Net Unrealized Gain/Loss
---	---	3.859	95.1000	10/19/2024	14,154,749,195.36	13,787,800,541.66	14,085,787,847.23	(297,987,305.58)



COUNTY OF RIVERSIDE
TREASURER-TAX COLLECTOR
CAPITAL MARKETS

COUNTY ADMINISTRATIVE CENTER
4080 LEMON STREET,
4TH FLOOR,
RIVERSIDE, CA 92502-2205

AGENDA ITEM 6I

WESTERN RIVERSIDE COUNTY REGIONAL CONSERVATION AUTHORITY	
DATE:	October 2, 2023
TO:	Western Riverside County Regional Conservation Authority
FROM:	Jennifer Fuller, Financial Administration Manager Matthew Wallace, Deputy Director of Financial Administration
THROUGH:	Anne Mayer, Executive Director
SUBJECT:	Monthly Investment Report for July 2023

STAFF RECOMMENDATION:

This item is for the Board of Directors to receive and file the Monthly Investment Report for the month ended July 31, 2023.

BACKGROUND INFORMATION:

Per RCA Resolution No. 2023-001, an investment portfolio report shall be provided to the Board monthly. All of RCA's investments are managed by the County of Riverside Treasurer through the Riverside County Pooled Investment Fund.

The monthly investment report for July 2023, as required by state law and Board policy, reflects the investment activities resulting from available operating cash and endowments. As of July 31, 2023, RCA's cash and investments was comprised of the following:

CASH AND INVESTMENTS PORTFOLIO	AMOUNTS
Operating	\$ 79,173,502
Trust	15,457,623
Total	\$ 94,631,125

The monthly investment report includes the following information:

- Investment Portfolio Report;
- County of Riverside Investment Report for the Month Ended July 31, 2023.

RCA's investments were in full compliance with the Board's investment policy adopted on January 9, 2023. Additionally, RCA has adequate cash flows for the next six months.

FISCAL IMPACT:

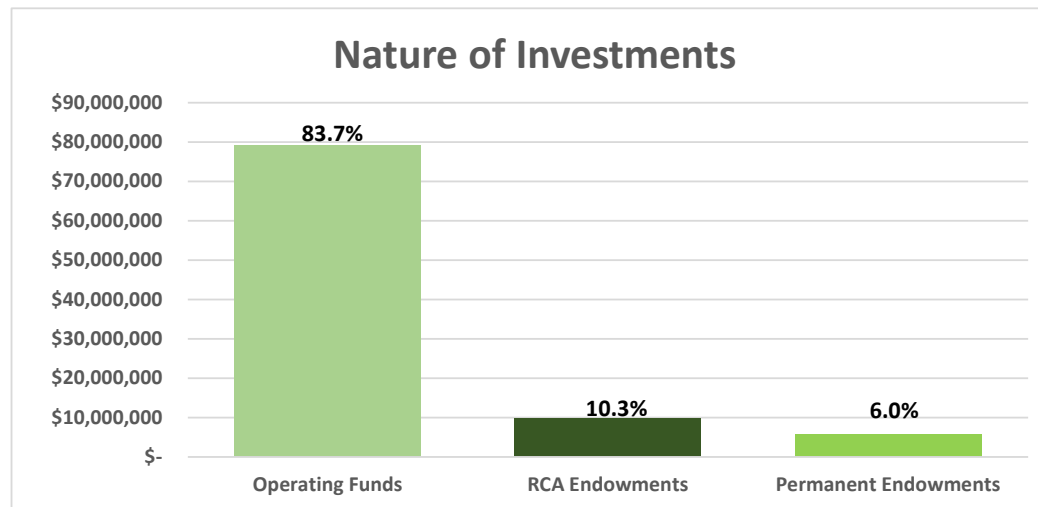
This is an information item. There is no fiscal impact.

Attachments:

- 1) Investment Portfolio Report
- 2) County of Riverside Investment Report for the Month Ended July 31, 2023

Western Riverside County Regional Conservation Authority
Investment Portfolio Report
Period Ended: July 31, 2023

	FAIR VALUE	RATING MOODYS / FITCH	COUPON RATE	YIELD TO MATURITY
OPERATING FUNDS				
County Treasurer's Pooled Investment Fund:				
Operating Funds	\$ 79,173,502	Aaa-bf/AAAF-S1	N/A	3.86%
Subtotal Operating Funds	79,173,502			
FUNDS HELD IN TRUST				
County Treasurer's Pooled Investment Fund:				
RCA Endowments	9,735,262	Aaa-bf/AAAF-S1	N/A	3.86%
Permanent Endowments	5,722,361	Aaa-bf/AAAF-S1	N/A	3.86%
Subtotal Funds Held in Trust	15,457,623			
TOTAL All Cash and Investments	\$ 94,631,125			



COUNTY OF RIVERSIDE

TREASURER-TAX COLLECTOR'S

MANAGED BY

Matt Jennings

Treasurer-Tax Collector

Giovane Pizano

Assistant Treasurer

John Byerly

Chief Investment Officer

Steve Faeth

Senior Investment Officer

Isela Licea

Investment Officer


COUNTY ADMINISTRATIVE CENTER

4080 LEMON STREET,

4TH FLOOR,

RIVERSIDE, CA 92502-2205

WWW.COUNTYTREASURER.ORG



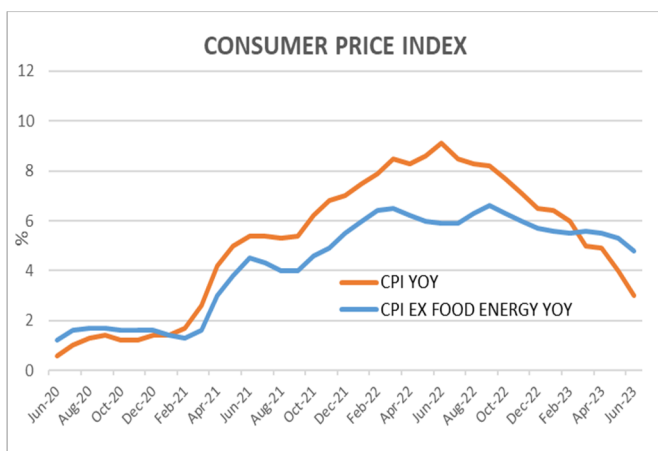
**TREASURER-TAX COLLECTOR'S
POOLED INVESTMENT FUND**

July 2023 REPORT

Inflation Finally Cooling

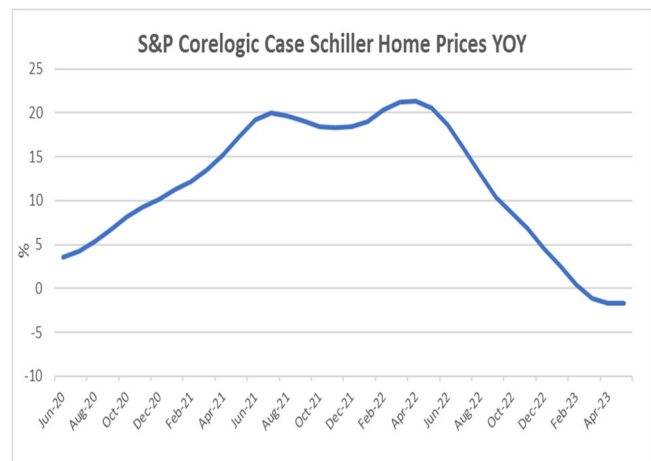
The economy of the United States is developing signs of slowing, driving the inflation rate lower. Job growth indicators weakened in July, with the monthly Nonfarm Payroll Index showing only 209,000 jobs were added. In addition, the Bureau of Labor Statistics revised their previous two month's values down. While this new trend in hiring is now clearly weaker, a 200k+ monthly job gain is still healthy.

Central to the interest rate story, and driving Federal Reserve action, is inflation. One measure of inflation, the Consumer Price Index (CPI), was reported up 3.00% on an annual basis, a significant deceleration from previous months. This is much improved from June 2022's 9.1% inflation rate and closing in on the Fed's desired 2.00% target level.



Housing, a major component of consumer costs, played a part in the CPI cooling. Higher mortgage costs are taking their toll on home sales, with many buyers unable to qualify for substantially higher monthly mortgage payments caused by higher rates. As home

buying activity slows, home prices are stabilizing. According to CoreLogic data, over the last 12 months, Inland Empire homes sold slipped 27%, while prices are finally capitulating, falling between 3-5%.



Seeing the FED's apparent success at reigning in inflation, investors are expecting the FED to pause their increases to short-term interest rates. This view encourages investors to lock-in interest rates by selecting securities with longer maturities. Intermediate yields dropped slightly in July. The 2-year Treasury Note yield began the month at a 4.94% yield and ended the month at 4.88%. The 5-year Treasury Note began the month at a 4.19% yield and ended the month at 4.18%. Stocks rose in July, with the Dow Jones Industrial Average beginning the month at 34,400 and ending the month at 35,600.

Matt Jennings

Treasurer-Tax Collector

Treasurer Tax-Collector Statement

The Treasurer's Pooled Investment Fund is comprised of contributions from the county, schools, special districts, and other discretionary depositors throughout the County of Riverside. The primary objective of the Treasurer shall be to **safeguard the principal** of the funds under the Treasurer's control, meet the **liquidity needs** of the depositor, and to maximize a **return on the funds** within the given parameters.

The Treasurer-Tax Collector and the Capital Markets team are committed to maintaining the highest credit ratings. The Treasurer's Pooled Investment Fund is currently rated **Aaa-bf** by **Moody's Investor Service** and **AAAf/S1** by **Fitch Ratings**, two of the nation's most trusted bond credit rating services.

Since its inception, the Treasurer's Pooled Investment Fund has been in **full compliance** with the Treasurer's Statement of Investment Policy, which is more restrictive than California Government Code 53646.

PORTFOLIO SUMMARY

Month End Values \$
are Expressed in

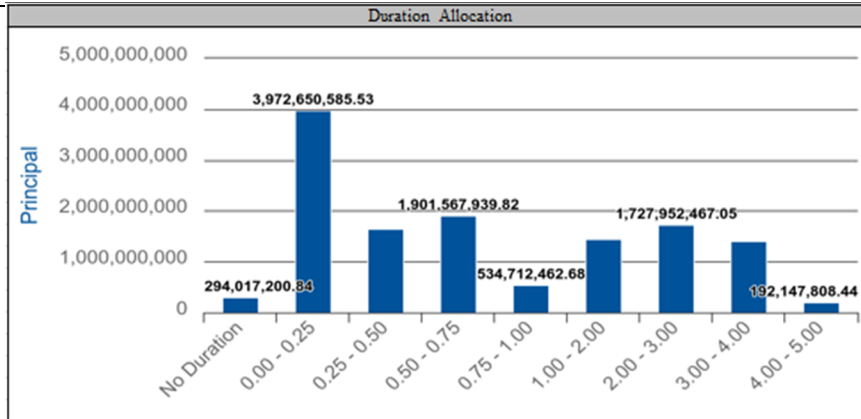
000,000	Jul-23	Jan-23	Jul-22
Principal Value	13,117.15	13,032.62	11,179.87
Market Value*	12,887.89	12,795.38	10,985.70
Book Value*	13,177.60	13,063.40	11,189.74
Unrealized Gain/Loss*	(289.71)	(268.02)	(204.04)
Paper Gain or Loss %	-2.199%	-2.052%	-1.823%
Yield	3.86	3.15	1.25
WAM (Yrs)	1.35	1.34	1.23

* Market values do not include accrued interest.

* Book Value is amount paid changed by amortization. Accretion, adjustments, write downs

* Unrealized Gain/Loss is Market Value - Book Value

TPIF STATS

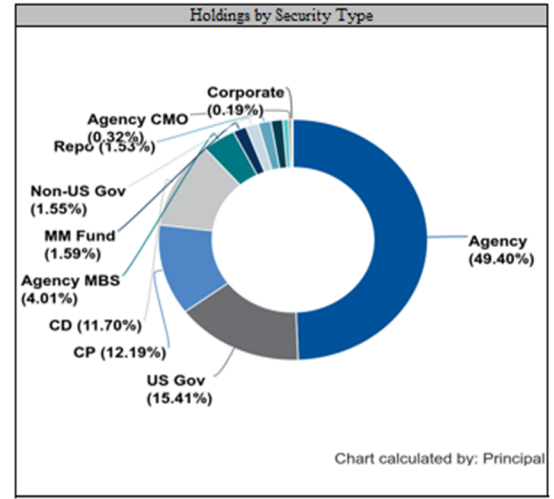


Composite Credit Ratings

Rating	Moody's Rating	Market Value	Fitch Rating
AAA	Aaa	575,241,989.77	---
AA+	Aaa	6,191,756,865.10	---
AA	Aa2	74,303,369.60	---
AA-	Aa2	9,325,389.00	---
NA	NA	615,007,875.84	---
A-1+	P-1	4,445,101,933.93	---
A-1	P-1	977,159,254.04	---

Holdings by Security Type

Security Type Category	Days to Final Maturity	Par Value	Market Price	Yield	Principal
Corporate	168	25,000,000.00	99.1537	4.967	24,674,750.00
Agency CMO	689	42,745,801.29	96.4371	4.588	41,675,380.26
Mutual Fund	---	93,213,169.12	1.0086	4.730	94,017,200.84
Muni	484	184,460,000.00	97.0310	1.795	185,310,815.00
Repo	1	200,000,000.00	100.0000	5.320	200,000,000.00
Non-US Gov	415	203,895,000.00	96.4264	2.221	202,808,207.58
MM Fund	0	208,000,000.00	1.0000	5.298	208,000,000.00
Agency MBS	1372	534,680,524.53	95.9185	4.196	525,680,751.18
CD	132	1,535,000,000.00	100.0000	5.484	1,535,000,000.00
CP	75	1,631,990,000.00	98.9971	5.276	1,598,282,121.84
US Gov	485	2,040,000,000.00	96.8202	3.221	2,021,473,230.55
Agency	646	6,537,952,250.00	96.4471	3.301	6,480,233,974.78
Total	493	13,236,936,744.95	95.1043	3.863	13,117,156,432.03



PORTFOLIO CASHFLOWS

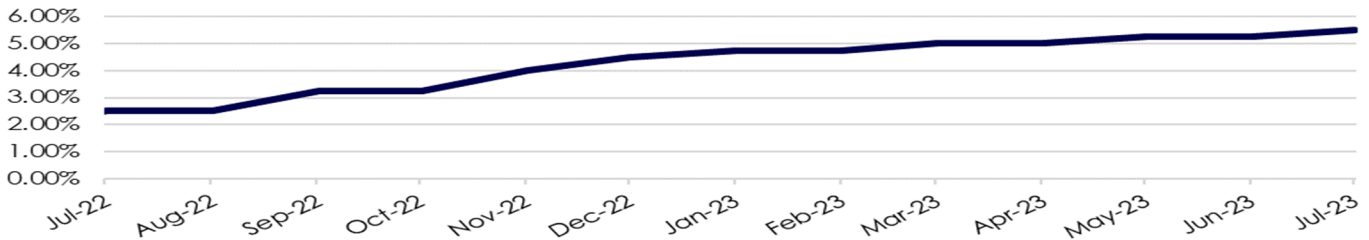
Month	Monthly Receipts	Monthly Disbursements	Difference	Required Matured Investments	Balance	Actual Investments Maturing	Available to Invest > 1 Year
08/2023					62.09		
08/2023	1,800.00	1,600.00	200.00		200.00	1,541.39	
09/2023	2,100.00	1,750.00	350.00		550.00	1,334.37	
10/2023	1,750.00	2,100.00	-350.00		200.00	1,042.08	
11/2023	1,670.00	1,800.00	-130.00		70.00	705.25	
12/2023	3,900.00	1,800.00	2100.00		2,170.00	224.98	
01/2024	1,800.00	2,800.00	-1000.00		1,170.00	846.26	
02/2024	1,600.00	2,200.00	-600.00		570.00	432.57	
03/2024	2,600.00	1,900.00	700.00		1,270.00	743.22	
04/2024	3,131.00	2,100.00	1031.00		2,301.00	203.17	
05/2024	2,300.00	3,075.25	-775.25		1,525.75	497.08	
06/2024	2,100.00	2,300.00	-200.00		1,325.75	346.22	
07/2024	1,200.00	2,300.00	-1100.00		225.75	87.81	
TOTALS	25,951.00	25,725.25	225.75	-	11,640.34	8,004.39	13,236.93
				0.00%		60.47%	100.00%

FIXED INCOME MARKETS

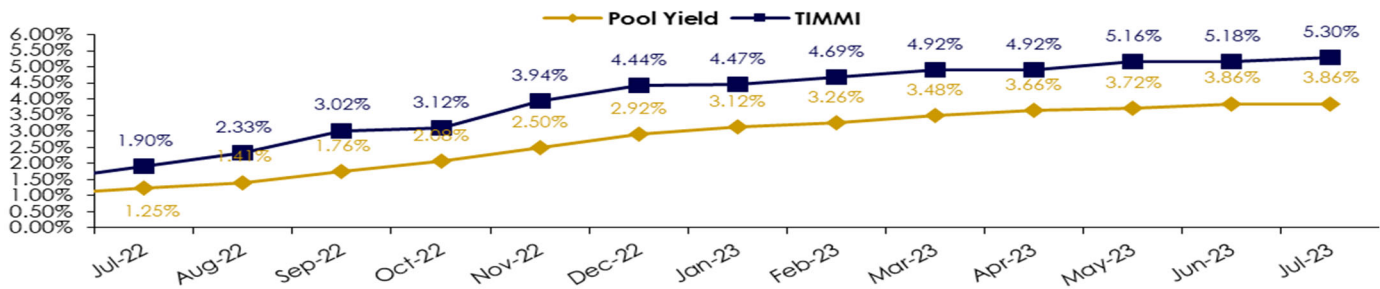
FED FUNDS UPPER LIMIT RATE

Fed Fund Rate: 5.25% to 5.50%

Next FOMC Scheduled Meeting: 09/20/2023



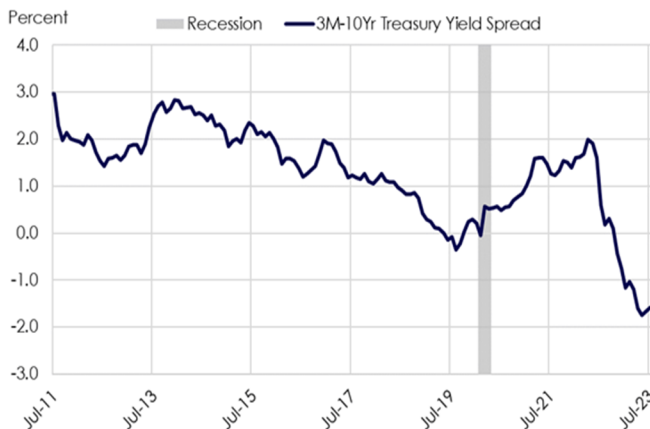
TIMMI



The Treasurer's Institutional Money Market Index (TIMMI) is a composite index of four AAA rated prime institutional money market funds.

Their average yield is compared to the yield of the Treasurer's Pooled Investment Fund in the above graph.

US Treasury Market



US Treasury Yield Curve	3 Mo	6 Mo	1 Yr	2 Yr	3 Yr	5 Yr	10 Yr	30 Yr
07/31/2023 - 07/03/2023	0.11	0.00	-0.06	-0.06	-0.05	-0.01	0.11	0.15
07/31/2023	5.55	5.53	5.37	4.88	4.51	4.18	3.97	4.02
07/03/2023	5.44	5.53	5.43	4.94	4.56	4.19	3.86	3.87

Compliance Status: Full Compliance

The Treasurer's Pooled Investment Fund was in full compliance with the County of Riverside's Treasurer's Statement of Investment Policy. The County's Statement of Investment Policy is more restrictive than California Government Code 53646. The County's Investment Policy is reviewed annually by the County of Riverside's Oversight Committee and approved by the Board of Supervisors.

Investment Category	GOVERNMENT CODE			COUNTY INVESTMENT POLICY			Actual % of Book Value
	Maximum Maturity	Authorized % Limit	S&P/ Moody's	Maximum Maturity	Authorized % Limit	S&P/ Moody's	
MUNICIPAL BONDS (MUNI)	5 YEARS	NO LIMIT	NA	4 YEARS	15%	AA-/Aa3/AA-	1.34%
U.S. TREASURIES	5 YEARS	NO LIMIT	NA	5 YEARS	100%	NA	15.43%
LOCAL AGENCY OBLIGATIONS (LAO)	5 YEARS	NO LIMIT	NA	3 YEARS	2.50%	INVESTMENT GRADE	0.00%
FEDERAL AGENCIES	5 YEARS	NO LIMIT	AAA	5 YEARS	100%	NA	53.72%
COMMERCIAL PAPER (CP)	270 DAYS	40%	A1/P1	270 DAYS	40%	A1/P1/F1	12.26%
NEGOTIABLE CERTIFICATE OF DEPOSITS & COLLATERALIZED TIME DEPOSITS (NCD & TCD)	5 YEARS	30%	NA	1 YEAR	25% Combined	A1/P1/F1	11.65%
INT'L BANK FOR RECONSTRUCTION AND DEVELOPMENT AND INT'L FINANCE CORPORATION	NA	NA	NA	4 YEARS	20%	AA/Aa/AA	1.54%
REPURCHASE AGREEMENTS (REPO)	1 YEARS	NO LIMIT	NA	45 DAYS	40% max, 25% in term repo over 7 days	A1/P1/F1	1.52%
REVERSE REPOS	92 DAYS	20%	NA	60 DAYS	10%	NA	0.00%
MEDIUM TERM NOTES (MTNO)	5 YEARS	30%	A	3 YEARS	20%	A/A2/A	0.19%
CALTRUST SHORT TERM FUND	NA	NA	NA	DAILY LIQUIDITY	1.00%	NA	0.71%
MONEY MARKET MUTUAL FUNDS (MMF)	60 DAYS ⁽¹⁾	20%	AAA/Aaa ⁽²⁾	DAILY LIQUIDITY	20%	AAA by 2 Of 3 RATINGS AGC.	0.05%
LOCAL AGENCY INVESTMENT FUND (LAIF)	NA	NA	NA	DAILY LIQUIDITY	Max \$50 million	NA	0.00%
CASH/DEPOSIT ACCOUNT	NA	NA	NA	NA	NA	NA	1.52%

Agency
AGCY BOND

Cusip	Description	Yield	Market Price	Final Maturity	Par Value	Market Value	Book Value	Net Unrealized Gain/Loss
3133EL3E2	FEDERAL FARM CREDIT BANKS FUNDING CORP	0.320	99.8748	08/10/2023	15,945,000.00	15,925,036.86	15,945,000.00	(19,963.14)
3130ATRJ8	FEDERAL HOME LOAN BANKS	4.680	99.9689	08/15/2023	25,000,000.00	24,992,225.00	24,999,798.31	(7,573.31)
3130ATY74	FEDERAL HOME LOAN BANKS	4.840	99.9757	08/15/2023	50,000,000.00	49,987,850.00	50,000,000.00	(12,150.00)
3136G4K51	FEDERAL NATIONAL MORTGAGE ASSOCIATION	0.310	99.7767	08/17/2023	15,000,000.00	14,966,505.00	15,000,000.00	(33,495.00)
3135G0U43	FEDERAL NATIONAL MORTGAGE ASSOCIATION	2.345	99.6999	09/12/2023	30,000,000.00	29,909,970.00	30,017,666.74	(107,696.74)
3130ATE26	FEDERAL HOME LOAN BANKS	4.200	99.8177	09/20/2023	15,000,000.00	14,972,655.00	15,000,000.00	(27,345.00)
3133EMLE0	FEDERAL FARM CREDIT BANKS FUNDING CORP	0.190	99.2630	09/22/2023	10,000,000.00	9,926,300.00	10,000,000.00	(73,700.00)
3130ATBH9	FEDERAL HOME LOAN BANKS	3.700	99.7154	09/27/2023	20,000,000.00	19,943,080.00	20,000,000.00	(56,920.00)
3130ASLE7	FEDERAL HOME LOAN BANKS	3.203	99.6271	09/29/2023	25,000,000.00	24,906,775.00	25,000,000.00	(93,225.00)
3130ATE52	FEDERAL HOME LOAN BANKS	4.200	99.7839	09/29/2023	50,000,000.00	49,891,950.00	50,000,000.00	(108,050.00)
3133EJD48	FEDERAL FARM CREDIT BANKS FUNDING CORP	3.092	99.5903	10/02/2023	10,000,000.00	9,959,030.00	9,999,296.30	(40,266.30)
3133EMDM1	FEDERAL FARM CREDIT BANKS FUNDING CORP	0.270	98.8797	10/20/2023	10,000,000.00	9,887,970.00	10,000,000.00	(112,030.00)
3130AUH23	FEDERAL HOME LOAN BANKS	5.011	99.8806	10/27/2023	25,000,000.00	24,970,150.00	25,000,000.00	(29,850.00)
3130AUYY0	FEDERAL HOME LOAN BANKS	5.047	99.8758	11/01/2023	25,000,000.00	24,968,950.00	24,997,771.32	(28,821.32)
3137EAEZ8	FEDERAL HOME LOAN MORTGAGE CORP	0.280	98.6501	11/06/2023	10,000,000.00	9,865,010.00	9,999,202.54	(134,192.54)
313588NY7	FEDERAL NATIONAL MORTGAGE ASSOCIATION	5.111	98.5632	11/07/2023	15,000,000.00	14,784,480.00	14,798,487.50	(14,007.50)
3130AUUB8	FEDERAL HOME LOAN BANKS	5.010	99.8921	11/08/2023	50,000,000.00	49,946,050.00	50,000,000.00	(53,950.00)
3135G0F65	FEDERAL NATIONAL MORTGAGE ASSOCIATION	0.310	98.5068	11/16/2023	5,000,000.00	4,925,340.00	5,000,000.00	(74,660.00)
3135GA3N9	FEDERAL NATIONAL MORTGAGE ASSOCIATION	0.300	98.5039	11/16/2023	10,000,000.00	9,850,390.00	10,000,000.00	(149,610.00)
3134GXBL7	FEDERAL HOME LOAN MORTGAGE CORP	0.325	98.5217	11/16/2023	15,000,000.00	14,778,255.00	14,998,899.42	(220,644.42)
3133EN2T6	FEDERAL FARM CREDIT BANKS FUNDING CORP	4.800	99.7132	11/21/2023	15,000,000.00	14,956,980.00	14,997,778.90	(40,798.90)
3134GXCA0	FEDERAL HOME LOAN MORTGAGE CORP	0.328	98.3958	11/24/2023	10,710,000.00	10,538,190.18	10,709,716.15	(171,525.97)
3134GXCA0	FEDERAL HOME LOAN MORTGAGE CORP	0.328	98.3958	11/24/2023	10,000,000.00	9,839,580.00	9,999,737.14	(160,157.14)
3130APXH3	FEDERAL HOME LOAN BANKS	2.589	98.5036	11/27/2023	20,000,000.00	19,700,720.00	19,887,588.34	(186,868.34)
3133EMHL9	FEDERAL FARM CREDIT BANKS FUNDING CORP	0.310	98.3073	11/30/2023	10,000,000.00	9,830,730.00	10,000,000.00	(169,270.00)
3133EMQ06	FEDERAL FARM CREDIT BANKS FUNDING CORP	0.253	98.1832	12/08/2023	9,931,000.00	9,750,573.59	9,931,007.27	(180,433.68)
3133EMKW1	FEDERAL FARM CREDIT BANKS FUNDING CORP	0.235	97.9710	12/21/2023	20,000,000.00	19,594,200.00	19,998,047.29	(403,847.29)
3133EMKW1	FEDERAL FARM CREDIT BANKS FUNDING CORP	0.235	97.9710	12/21/2023	10,000,000.00	9,797,100.00	9,999,026.32	(201,926.32)
3130AQF57	FEDERAL HOME LOAN BANKS	0.736	98.1474	12/22/2023	25,000,000.00	24,536,850.00	24,989,226.03	(452,376.03)
3130AKKP0	FEDERAL HOME LOAN BANKS	0.235	97.9489	12/22/2023	15,000,000.00	14,692,335.00	14,997,367.35	(305,032.35)
3130AUE67	FEDERAL HOME LOAN BANKS	4.838	99.7116	12/27/2023	25,000,000.00	24,927,900.00	24,991,336.09	(66,436.09)
3133EMLT7	FEDERAL FARM CREDIT BANKS FUNDING CORP	0.235	97.8699	12/28/2023	15,000,000.00	14,680,485.00	14,998,464.69	(317,979.69)
3133EMLT7	FEDERAL FARM CREDIT BANKS FUNDING CORP	0.244	97.8699	12/28/2023	10,000,000.00	9,786,990.00	9,998,620.13	(211,630.13)
3130AKL79	FEDERAL HOME LOAN BANKS	0.250	97.8858	12/28/2023	10,000,000.00	9,788,580.00	10,000,000.00	(211,420.00)
3130ASKB4	FEDERAL HOME LOAN BANKS	3.350	99.1114	12/29/2023	25,000,000.00	24,777,850.00	25,000,000.00	(222,150.00)
3133EN5M8	FEDERAL FARM CREDIT BANKS FUNDING CORP	4.875	99.7530	01/10/2024	25,000,000.00	24,938,250.00	25,000,000.00	(61,750.00)
3130AUM92	FEDERAL HOME LOAN BANKS	4.847	99.6901	01/19/2024	25,000,000.00	24,922,525.00	24,989,002.12	(66,477.12)
3134GWCM6	FEDERAL HOME LOAN MORTGAGE CORP	0.420	97.6570	01/24/2024	15,000,000.00	14,648,550.00	15,000,000.00	(351,450.00)
3130AUPW8	FEDERAL HOME LOAN BANKS	4.870	99.8600	01/26/2024	25,000,000.00	24,965,000.00	24,985,857.53	(20,857.53)
3130AUPW8	FEDERAL HOME LOAN BANKS	4.850	99.8600	01/26/2024	35,000,000.00	34,951,000.00	34,983,528.90	(32,528.90)
3130AUQC1	FEDERAL HOME LOAN BANKS	4.875	99.7347	01/30/2024	25,000,000.00	24,933,675.00	25,000,000.00	(66,325.00)
3130AUQC1	FEDERAL HOME LOAN BANKS	4.875	99.7347	01/30/2024	25,000,000.00	24,933,675.00	25,000,000.00	(66,325.00)
3130AUUR7	FEDERAL HOME LOAN BANKS	5.101	99.6708	02/02/2024	25,755,000.00	25,670,214.54	25,710,601.89	(40,387.35)
3130AUMZ9	FEDERAL HOME LOAN BANKS	5.100	99.8280	02/21/2024	50,000,000.00	49,914,000.00	50,000,000.00	(86,000.00)
3135GA5A5	FEDERAL NATIONAL MORTGAGE ASSOCIATION	0.350	97.0531	02/23/2024	20,000,000.00	19,410,620.00	20,000,000.00	(589,380.00)
3130AULM2	FEDERAL HOME LOAN BANKS	5.058	99.6980	02/27/2024	50,000,000.00	49,849,000.00	50,000,000.00	(151,000.00)
3130ARH69	FEDERAL HOME LOAN BANKS	2.180	98.1733	02/28/2024	7,000,000.00	6,872,131.00	6,997,611.66	(125,480.66)
3136G4Z97	FEDERAL NATIONAL MORTGAGE ASSOCIATION	0.375	97.0089	02/28/2024	10,000,000.00	9,700,890.00	10,000,000.00	(299,110.00)
3133ELNJ9	FEDERAL FARM CREDIT BANKS FUNDING CORP	1.542	97.6993	02/28/2024	5,000,000.00	4,884,965.00	5,000,000.00	(115,035.00)
3133EPCB9	FEDERAL FARM CREDIT BANKS FUNDING CORP	5.116	99.8636	02/28/2024	25,000,000.00	24,965,900.00	24,997,254.11	(31,354.11)
3130AVAJ1	FEDERAL HOME LOAN BANKS	5.337	99.8923	03/06/2024	50,000,000.00	49,946,150.00	49,974,983.61	(28,833.61)
3130AWEH9	FEDERAL HOME LOAN BANKS	5.312	99.9277	03/08/2024	10,000,000.00	9,992,770.00	10,000,000.00	(7,230.00)
3133ENRR3	FEDERAL FARM CREDIT BANKS FUNDING CORP	1.764	97.7129	03/14/2024	20,000,000.00	19,542,580.00	19,983,181.40	(440,601.40)
3133EMTW2	FEDERAL FARM CREDIT BANKS FUNDING CORP	0.307	96.8636	03/18/2024	25,000,000.00	24,215,900.00	24,998,874.21	(782,974.21)
3130ARF55	FEDERAL HOME LOAN BANKS	2.000	97.6967	03/28/2024	10,000,000.00	9,769,670.00	10,000,000.00	(230,330.00)
3130AKKF2	FEDERAL HOME LOAN BANKS	0.279	96.5284	03/28/2024	15,000,000.00	14,479,260.00	14,999,086.92	(519,826.92)
3130AKKF2	FEDERAL HOME LOAN BANKS	0.270	96.5284	03/28/2024	10,000,000.00	9,652,840.00	10,000,000.00	(347,160.00)
3130AKKF2	FEDERAL HOME LOAN BANKS	0.270	96.5284	03/28/2024	15,000,000.00	14,479,260.00	15,000,000.00	(520,740.00)
3136G43W1	FEDERAL NATIONAL MORTGAGE ASSOCIATION	0.320	96.5601	03/28/2024	10,000,000.00	9,656,010.00	10,000,000.00	(343,990.00)
3130AUFY3	FEDERAL HOME LOAN BANKS	5.150	99.7373	03/28/2024	50,000,000.00	49,868,650.00	50,000,000.00	(131,350.00)
3130AVBR2	FEDERAL HOME LOAN BANKS	5.514	99.8609	04/01/2024	20,000,000.00	19,972,180.00	20,000,000.00	(27,820.00)
3133EMVD1	FEDERAL FARM CREDIT BANKS FUNDING CORP	0.330	96.4551	04/05/2024	10,000,000.00	9,645,510.00	10,000,000.00	(354,490.00)
3130ALTJ3	FEDERAL HOME LOAN BANKS	0.375	96.4434	04/08/2024	10,000,000.00	9,644,340.00	10,000,000.00	(355,660.00)
3130AVKY7	FEDERAL HOME LOAN BANKS	5.000	99.7133	04/10/2024	15,000,000.00	14,956,995.00	15,000,000.00	(43,005.00)
3135GAGD7	FEDERAL NATIONAL MORTGAGE ASSOCIATION	5.100	99.6507	04/11/2024	15,000,000.00	14,947,605.00	15,000,000.00	(52,395.00)
3133ENU57	FEDERAL FARM CREDIT BANKS FUNDING CORP	2.580	99.8780	04/18/2024	10,000,000.00	9,789,800.00	10,000,000.00	(210,200.00)
3133ENU57	FEDERAL FARM CREDIT BANKS FUNDING CORP	2.721	97.8980	04/18/2024	10,520,000.00	10,298,869.60	10,509,732.07	(210,862.47)
3135GAGQ8	FEDERAL NATIONAL MORTGAGE ASSOCIATION	5.050	99.5948	04/19/2024	15,000,000.00	14,939,220.00	15,000,000.00	(60,780.00)
3130AVPN6	FEDERAL HOME LOAN BANKS	5.120	99.6514	04/26/2024	10,000,000.00	9,965,140.00	10,000,000.00	(34,860.00)
3134GVAL0	FEDERAL HOME LOAN MORTGAGE CORP	0.500	96.2463	04/29/2024	15,000,000.00	14,436,945.00	15,000,000.00	(563,055.00)
3130AUBC3	FEDERAL HOME LOAN BANKS	5.210	99.8436	05/01/2024	50,000,000.00	49,921,800.00	50,000,000.00	(78,200.00)
3135GA2P5	FEDERAL NATIONAL MORTGAGE ASSOCIATION	0.356	96.0865	05/03/2024	3,500,000.00	3,363,027.50	3,499,847.85	(136,820.35)
3130AVKR2	FEDERAL HOME LOAN BANKS	5.174	99.6512	05/03/2024	15,000,000.00	14,947,680.00	15,000,000.00	(52,320.00)
3130AVMG4	FEDERAL HOME LOAN BANKS	5.284	99.6975	05/06/2024	50,000,000.00	49,848,750.00	50,000,000.00	(151,250.00)
3130AW3N8	FEDERAL HOME LOAN BANKS	4.751	99.4983	05/08/2024	15,000,000.00	14,924,745.00	15,000,000.00	(75,255.00)
3130AVMY4	FEDERAL HOME LOAN BANKS	4.383	99.2031	05/15/2024	15,000,000.00	14,880,465.00	15,000,000.00	(119,535.00)
3130AVM90	FEDERAL HOME LOAN BANKS	4.388	99.1422	05/15/2024	15,000,000.00	14,871,330.00	14,990,304.24	(118,974.24)
3130AVZU9	FEDERAL HOME LOAN BANKS	4.750	99.4845	05/15/2024	8,000,000.00	7,958,760.00	8,000,000.00	(41,240.00)
3135GA3C3	FEDERAL NATIONAL MORTGAGE ASSOCIATION	0.350	95.9069	05/17/2024	10,000,000.00	9,590,690.00	10,000,000.00	(409,310.00)
3135GA3C3	FEDERAL NATIONAL MORTGAGE ASSOCIATION	0.350	95.9069	05/17/2024	10,000,000.00	9,590,690.00	10,000,000.00	(409,310.00)
3130AVKU5	FEDERAL HOME LOAN BANKS	5.104	99.6093	05/17/2024	15,000,000.00	14,941,395.00	15,000,000.00	(58,605.00)
3130AVKS0	FEDERAL HOME LOAN BANKS	5.204	99.6530	05/17/2024	15,000,000.00	14,947,950.00	15,000,000.00	(52,050.00)
3130AVR46	FEDERAL HOME LOAN BANKS	5.304	99.6952	05/17/2024	25,000,000.00	24,923,800.00	25,000,000.00	(76,200.00)
3130AVLK6	FEDERAL HOME LOAN BANKS	5.054	99.5277	05/21/2024	50,000,000.00	49,763,850.00	50,000,000.00	(236,150.00)
3134GXCF9	FEDERAL HOME LOAN MORTGAGE CORP	0.400	95.8564	05/24/2024	10,000,000.00	9,585,640.00	10,000,000.00	(414,360.00)
3134GXCF9	FEDERAL HOME LOAN MORTGAGE CORP	0.400	95.8564	05/24/2024	10,000,000.00	9,585,640.00	10,000,000.00	(414,360.00)
3130AVU75	FEDERAL HOME LOAN BANKS	5.344	99.7168	05/24/2024	25,000,000.00	24,929,200.00	25,000,000.00	(70,800.00)
3130AW2G4	FEDERAL HOME LOAN BANKS	5.260	99.6804	05/24/2024	25,000,000.00	24,920,100.00	25,000,000.00	(79,900.00)
3134GVYX0	FEDERAL HOME LOAN MORTGAGE CORP	0.500	96.0042	06/03/2024	10,000,000.00	9,600,420.00	10,000,000.00	(399,580.00)
3130AVYY2	FEDERAL HOME LOAN BANKS	5.414	99.7086	06/07/2024	25,000,000.0			

3136G4P31	FEDERAL NATIONAL MORTGAGE ASSOCIATION	0.450	94.7547	08/19/2024	3,701,000.00	3,506,871.45	3,701,000.00	(194,128.55)
3133EL4J0	FEDERAL FARM CREDIT BANKS FUNDING CORP	2.882	94.7748	08/19/2024	10,000,000.00	9,477,480.00	9,756,589.18	(279,109.18)
3135GA4R9	FEDERAL NATIONAL MORTGAGE ASSOCIATION	0.420	94.6768	08/23/2024	15,000,000.00	14,201,520.00	15,000,000.00	(798,480.00)
3133EL5S9	FEDERAL FARM CREDIT BANKS FUNDING CORP	2.905	94.5964	09/03/2024	10,000,000.00	9,459,640.00	9,746,208.32	(286,568.32)
3133EKQ47	FEDERAL FARM CREDIT BANKS FUNDING CORP	1.693	96.4448	09/10/2024	2,064,000.00	1,990,620.67	2,072,594.70	(81,974.02)
3134GWN85	FEDERAL HOME LOAN MORTGAGE CORP	0.450	94.4820	09/10/2024	10,000,000.00	9,448,200.00	10,000,000.00	(551,800.00)
3134GWL79	FEDERAL HOME LOAN MORTGAGE CORP	0.400	94.4291	09/10/2024	10,000,000.00	9,442,910.00	10,000,000.00	(557,090.00)
3134GWL79	FEDERAL HOME LOAN MORTGAGE CORP	0.400	94.4291	09/10/2024	10,000,000.00	9,442,910.00	10,000,000.00	(557,090.00)
3134GWN44	FEDERAL HOME LOAN MORTGAGE CORP	0.450	94.4702	09/11/2024	10,000,000.00	9,447,020.00	10,000,000.00	(552,980.00)
3136G43H4	FEDERAL NATIONAL MORTGAGE ASSOCIATION	0.400	94.3571	09/16/2024	10,000,000.00	9,435,710.00	10,000,000.00	(564,290.00)
3133EK7P5	FEDERAL FARM CREDIT BANKS FUNDING CORP	1.671	95.8873	09/17/2024	6,128,000.00	5,875,973.74	6,123,246.15	(247,272.41)
3134GXVM3	FEDERAL HOME LOAN MORTGAGE CORP	3.001	97.2488	09/23/2024	15,000,000.00	14,587,320.00	15,000,000.00	(412,680.00)
3130ANX88	FEDERAL HOME LOAN BANKS	0.500	94.3355	09/27/2024	10,000,000.00	9,433,550.00	10,000,000.00	(566,450.00)
3130APBH7	FEDERAL HOME LOAN BANKS	0.590	94.4099	09/30/2024	20,000,000.00	18,881,980.00	19,995,335.77	(1,113,355.77)
3130ALHT7	FEDERAL HOME LOAN BANKS	0.510	94.3434	09/30/2024	25,000,000.00	23,585,850.00	25,000,000.00	(1,414,150.00)
3130ARMT5	FEDERAL HOME LOAN BANKS	2.838	96.7874	10/25/2024	10,000,000.00	9,678,740.00	9,995,549.34	(316,809.34)
3135G06E8	FEDERAL NATIONAL MORTGAGE ASSOCIATION	0.420	93.5851	11/18/2024	10,000,000.00	9,358,510.00	10,000,000.00	(641,490.00)
3130ALF25	FEDERAL HOME LOAN BANKS	0.400	93.4719	11/26/2024	5,000,000.00	4,673,595.00	5,000,000.00	(326,405.00)
3133ENGn4	FEDERAL FARM CREDIT BANKS FUNDING CORP	0.970	94.1080	12/09/2024	10,000,000.00	9,410,800.00	10,000,000.00	(589,200.00)
3130AK3T1	FEDERAL HOME LOAN BANKS	0.500	93.5037	12/09/2024	10,000,000.00	9,350,370.00	10,000,000.00	(649,630.00)
3130ANR88	FEDERAL HOME LOAN BANKS	0.553	93.4834	12/17/2024	10,000,000.00	9,348,340.00	9,999,575.40	(651,235.40)
3133EMLP5	FEDERAL FARM CREDIT BANKS FUNDING CORP	0.320	93.0641	12/23/2024	5,000,000.00	4,653,205.00	5,000,000.00	(346,795.00)
3133EMLP5	FEDERAL FARM CREDIT BANKS FUNDING CORP	0.320	93.0641	12/23/2024	15,000,000.00	13,959,615.00	15,000,000.00	(1,040,385.00)
3133EMLP5	FEDERAL FARM CREDIT BANKS FUNDING CORP	0.339	93.0641	12/23/2024	10,000,000.00	9,306,410.00	9,997,370.87	(690,960.87)
3133ENK58	FEDERAL FARM CREDIT BANKS FUNDING CORP	1.202	94.3637	01/06/2025	5,000,000.00	4,718,185.00	4,994,596.70	(276,411.70)
3135G0X24	FEDERAL NATIONAL MORTGAGE ASSOCIATION	1.098	95.0213	01/07/2025	10,000,000.00	9,502,130.00	10,074,078.42	(571,948.42)
3134GWE79	FEDERAL HOME LOAN MORTGAGE CORP	0.510	93.2091	01/29/2025	15,000,000.00	13,981,365.00	15,000,000.00	(1,018,635.00)
3133ENPY0	FEDERAL FARM CREDIT BANKS FUNDING CORP	1.764	94.8341	02/25/2025	5,000,000.00	4,741,705.00	4,998,952.55	(257,247.55)
3133EMSC7	FEDERAL FARM CREDIT BANKS FUNDING CORP	0.512	92.6098	03/03/2025	10,000,000.00	9,260,980.00	9,995,033.94	(734,053.94)
3133EMSC7	FEDERAL FARM CREDIT BANKS FUNDING CORP	0.480	92.6098	03/03/2025	5,000,000.00	4,630,490.00	5,000,000.00	(369,510.00)
3130AR4V0	FEDERAL HOME LOAN BANKS	2.150	95.1422	03/14/2025	5,000,000.00	4,757,110.00	5,000,000.00	(242,890.00)
3130AR4G3	FEDERAL HOME LOAN BANKS	4.264	95.5221	03/14/2025	3,500,000.00	3,343,273.50	3,391,364.99	(48,091.49)
3130ALLP7	FEDERAL HOME LOAN BANKS	0.688	92.7603	03/17/2025	15,000,000.00	13,914,045.00	14,990,795.00	(1,076,750.00)
3130ALLP7	FEDERAL HOME LOAN BANKS	0.701	92.7603	03/17/2025	25,000,000.00	23,190,075.00	24,979,345.42	(1,789,270.42)
3130ALN34	FEDERAL HOME LOAN BANKS	0.700	92.7716	03/24/2025	10,000,000.00	9,277,160.00	10,000,000.00	(722,840.00)
3134GWT22	FEDERAL HOME LOAN MORTGAGE CORP	0.475	92.4223	03/24/2025	15,000,000.00	13,863,345.00	15,000,000.00	(1,136,655.00)
3130AR7D7	FEDERAL HOME LOAN BANKS	2.050	94.9289	03/25/2025	5,000,000.00	4,746,445.00	5,000,000.00	(253,555.00)
3130ALNK6	FEDERAL HOME LOAN BANKS	0.625	92.6457	03/25/2025	10,000,000.00	9,264,570.00	10,000,000.00	(735,430.00)
3130ALKF0	FEDERAL HOME LOAN BANKS	0.625	92.6457	03/25/2025	10,000,000.00	9,264,570.00	10,000,000.00	(735,430.00)
3130ALKF0	FEDERAL HOME LOAN BANKS	0.625	92.6457	03/25/2025	10,000,000.00	9,264,570.00	10,000,000.00	(735,430.00)
3134GWP26	FEDERAL HOME LOAN MORTGAGE CORP	0.500	92.4217	03/28/2025	10,000,000.00	9,242,170.00	10,000,000.00	(757,830.00)
3133EMUP5	FEDERAL FARM CREDIT BANKS FUNDING CORP	0.710	92.7107	04/01/2025	10,000,000.00	9,271,070.00	10,000,000.00	(728,930.00)
3133EMUP5	FEDERAL FARM CREDIT BANKS FUNDING CORP	0.710	92.7107	04/01/2025	10,000,000.00	9,271,070.00	10,000,000.00	(728,930.00)
3130ALWL4	FEDERAL HOME LOAN BANKS	0.720	92.6613	04/08/2025	15,000,000.00	13,899,195.00	15,000,000.00	(1,100,805.00)
3130ALDX9	FEDERAL HOME LOAN BANKS	0.500	91.9340	05/23/2025	14,750,000.00	13,560,265.00	14,750,000.00	(1,189,735.00)
3134GVRV2	FEDERAL HOME LOAN MORTGAGE CORP	0.750	92.3244	05/27/2025	10,000,000.00	9,232,440.00	10,000,000.00	(767,560.00)
3134GVB31	FEDERAL HOME LOAN MORTGAGE CORP	0.760	92.3159	05/28/2025	15,000,000.00	13,847,385.00	14,997,253.57	(1,149,868.57)
3134GVWM6	FEDERAL HOME LOAN MORTGAGE CORP	0.730	92.2817	05/28/2025	5,000,000.00	4,614,085.00	5,000,000.00	(385,915.00)
3134GVWM6	FEDERAL HOME LOAN MORTGAGE CORP	0.730	92.2817	05/28/2025	10,000,000.00	9,228,170.00	10,000,000.00	(771,830.00)
3130ARSC6	FEDERAL HOME LOAN BANKS	2.900	95.9734	05/29/2025	10,000,000.00	9,597,340.00	10,000,000.00	(402,660.00)
3134GVE95	FEDERAL HOME LOAN MORTGAGE CORP	0.650	92.3043	06/09/2025	15,000,000.00	13,845,645.00	15,000,000.00	(1,154,355.00)
3133ELH80	FEDERAL FARM CREDIT BANKS FUNDING CORP	0.680	92.0321	06/10/2025	5,025,000.00	4,624,613.03	5,025,000.00	(400,386.98)
3134GWP91	FEDERAL HOME LOAN MORTGAGE CORP	0.500	91.6639	06/16/2025	5,000,000.00	4,583,195.00	5,000,000.00	(416,805.00)
3130ALHZ0	FEDERAL HOME LOAN BANKS	0.530	91.6987	06/18/2025	10,000,000.00	9,169,870.00	10,000,000.00	(830,130.00)
3135GAAZ4	FEDERAL NATIONAL MORTGAGE ASSOCIATION	0.500	91.5903	06/24/2025	10,000,000.00	9,159,030.00	10,000,000.00	(840,970.00)
3134GXYR9	FEDERAL HOME LOAN MORTGAGE CORP	3.560	96.9238	06/27/2025	10,000,000.00	9,692,380.00	10,000,000.00	(307,620.00)
3130ALU93	FEDERAL HOME LOAN BANKS	0.750	91.9501	06/30/2025	10,000,000.00	9,195,010.00	10,000,000.00	(804,990.00)
3136G4XZ1	FEDERAL NATIONAL MORTGAGE ASSOCIATION	0.740	91.9317	06/30/2025	5,000,000.00	4,596,585.00	5,000,000.00	(403,415.00)
3136G4XK4	FEDERAL NATIONAL MORTGAGE ASSOCIATION	0.650	91.7704	06/30/2025	5,000,000.00	4,588,520.00	5,000,000.00	(411,480.00)
3136G4XR9	FEDERAL NATIONAL MORTGAGE ASSOCIATION	0.740	91.8718	07/07/2025	14,900,000.00	13,688,898.20	14,900,000.00	(1,211,101.80)
3136G4YU1	FEDERAL NATIONAL MORTGAGE ASSOCIATION	0.730	91.7851	07/15/2025	15,000,000.00	13,767,765.00	15,000,000.00	(1,232,235.00)
3136G4C27	FEDERAL NATIONAL MORTGAGE ASSOCIATION	0.700	91.6093	07/29/2025	15,000,000.00	13,741,395.00	15,000,000.00	(1,258,605.00)
3136G4D75	FEDERAL NATIONAL MORTGAGE ASSOCIATION	0.600	91.4227	07/29/2025	10,000,000.00	9,142,270.00	10,000,000.00	(857,730.00)
3136G4F32	FEDERAL NATIONAL MORTGAGE ASSOCIATION	0.600	91.4227	07/29/2025	10,000,000.00	9,142,270.00	10,000,000.00	(857,730.00)
3136G4B77	FEDERAL NATIONAL MORTGAGE ASSOCIATION	0.700	91.5918	08/04/2025	10,000,000.00	9,159,180.00	10,000,000.00	(840,820.00)
3136G4B77	FEDERAL NATIONAL MORTGAGE ASSOCIATION	0.700	91.5918	08/04/2025	15,000,000.00	13,738,770.00	15,000,000.00	(1,261,230.00)
3133EPK42	FEDERAL FARM CREDIT BANKS FUNDING CORP	4.019	98.1983	08/18/2025	10,000,000.00	9,819,830.00	9,996,818.96	(176,988.96)
3136G4H63	FEDERAL NATIONAL MORTGAGE ASSOCIATION	0.550	91.1776	08/19/2025	15,000,000.00	13,676,640.00	15,000,000.00	(1,323,360.00)
3134GWLW4	FEDERAL HOME LOAN MORTGAGE CORP	0.625	91.3291	08/19/2025	10,000,000.00	9,132,910.00	10,000,000.00	(867,090.00)
3130ALFN9	FEDERAL HOME LOAN BANKS	0.550	91.1431	08/25/2025	5,000,000.00	4,557,155.00	5,000,000.00	(442,845.00)
3136G4X40	FEDERAL NATIONAL MORTGAGE ASSOCIATION	0.600	91.2310	08/26/2025	10,000,000.00	9,123,100.00	10,000,000.00	(876,900.00)
3136G42F9	FEDERAL NATIONAL MORTGAGE ASSOCIATION	0.625	91.2707	08/27/2025	5,000,000.00	4,563,535.00	5,000,000.00	(436,465.00)
3136G4Q97	FEDERAL NATIONAL MORTGAGE ASSOCIATION	0.650	91.3191	08/27/2025	8,650,000.00	7,899,102.15	8,650,000.00	(750,897.85)
3134GWL38	FEDERAL HOME LOAN MORTGAGE CORP	0.540	90.9379	09/15/2025	10,000,000.00	9,093,790.00	10,000,000.00	(906,210.00)
3134GWL38	FEDERAL HOME LOAN MORTGAGE CORP	0.540	90.9379	09/15/2025	15,000,000.00	13,640,685.00	15,000,000.00	(1,359,315.00)
3137EAXE3	FEDERAL HOME LOAN MORTGAGE CORP	0.497	90.8820	09/23/2025	10,000,000.00	9,088,200.00	9,974,127.94	(885,927.94)
3134GWTG1	FEDERAL HOME LOAN MORTGAGE CORP	0.600	90.9083	09/30/2025	5,000,000.00	4,545,415.00	5,000,000.00	(454,585.00)
3135G06A6	FEDERAL NATIONAL MORTGAGE ASSOCIATION	0.580	90.6949	10/20/2025	10,000,000.00	9,069,490.00	10,000,000.00	(930,510.00)
3135G06A6	FEDERAL NATIONAL MORTGAGE ASSOCIATION	0.587	90.6949	10/20/2025	10,000,000.00	9,069,490.00	9,998,430.77	(928,940.77)
3134GWZV1	FEDERAL HOME LOAN MORTGAGE CORP	1.238	90.8227	10/22/2025	15,000,000.00	13,623,405.00	14,808,779.81	(1,185,374.81)
3134GW3X2	FEDERAL HOME LOAN MORTGAGE CORP	0.625	90.7282	10/27/2025	10,000,000.00	9,072,820.00	10,000,000.00	(927,180.00)
3136G45C3	FEDERAL NATIONAL MORTGAGE ASSOCIATION	0.540	90.5512	10/27/2025	10,000,000.00	9,055,120.00	10,000,000.00	(944,880.00)
3134GW3Z7	FEDERAL HOME LOAN MORTGAGE CORP	0.600	90.6676	10/28/2025	10,000,000.00	9,066,760.00	10,000,000.00	(933,240.00)
3134GW3Y0	FEDERAL HOME LOAN MORTGAGE CORP	0.550	90.5634	10/28/2025	10,000,000.00	9,056,340.00	10,000,000.00	(943,660.00)
3136G46S7	FEDERAL NATIONAL MORTGAGE ASSOCIATION	0.560	90.5842	10/28/2025	5,000,000.00	4,529,210.00	5,000,000.00	(470,790.00)
3136G46N8	FEDERAL NATIONAL MORTGAGE ASSOCIATION	0.600	90.6591	10/29/2025	5,000,000.00	4,532,955.00	5,000,000.00	(467,045.00)
3135G06C2	FEDERAL NATIONAL MORTGAGE ASSOCIATION	0.600	90.6591	10/29/2025	10,000,000.00	9,065,910.00	10,000,000.00	(934,090.00)
3135G06C2	FEDERAL NATIONAL MORTGAGE ASSOCIATION	0.604	90.6591	10/29/2025	10,000,000.00	9,065,910.00	9,999,101.29	(933,191.29)
3135GA2N0	FEDERAL NATIONAL MORTGAGE ASSOCIATION	0.550	90.4822	11/04/2025	10,000,000.00	9,048,220.00	10,000,000.00	(951,780.00)
3135G06G3	FEDERAL NATIONAL MORTGAGE ASSOCIATION	0.573	90.6262	11/07/2025				

3130ALH56	FEDERAL HOME LOAN BANKS	0.750	89.8519	03/18/2026	10,000,000.00	8,985,190.00	10,000,000.00	(1,014,810.00)
3130ALGJ7	FEDERAL HOME LOAN BANKS	1.000	90.3997	03/23/2026	14,625,000.00	13,220,956.13	14,625,000.00	(1,404,043.88)
3130ALGJ7	FEDERAL HOME LOAN BANKS	1.000	90.3997	03/23/2026	14,625,000.00	13,220,956.13	14,625,000.00	(1,404,043.88)
3130ALGJ7	FEDERAL HOME LOAN BANKS	1.000	90.3997	03/23/2026	9,750,000.00	8,813,970.75	9,750,000.00	(936,029.25)
3130ALGJ7	FEDERAL HOME LOAN BANKS	1.000	90.3997	03/23/2026	9,750,000.00	8,813,970.75	9,750,000.00	(936,029.25)
3130ALGJ7	FEDERAL HOME LOAN BANKS	1.016	90.3997	03/23/2026	8,921,250.00	8,064,783.24	8,917,509.12	(852,725.88)
3130ALGJ7	FEDERAL HOME LOAN BANKS	1.000	90.3997	03/23/2026	19,500,000.00	17,627,941.50	19,500,000.00	(1,872,058.50)
3130ALGJ7	FEDERAL HOME LOAN BANKS	1.000	90.3997	03/23/2026	9,750,000.00	8,813,970.75	9,750,000.00	(936,029.25)
3130ALGJ7	FEDERAL HOME LOAN BANKS	1.000	90.3997	03/23/2026	19,500,000.00	17,627,941.50	19,500,000.00	(1,872,058.50)
3130ALGJ7	FEDERAL HOME LOAN BANKS	3.010	90.3997	03/23/2026	19,500,000.00	17,627,941.50	18,528,570.12	(900,628.62)
3130ALKL7	FEDERAL HOME LOAN BANKS	0.850	90.0418	03/25/2026	10,000,000.00	9,004,180.00	10,000,000.00	(995,820.00)
3133ENUL2	FEDERAL FARM CREDIT BANKS FUNDING CORP	3.110	95.1983	04/13/2026	10,000,000.00	9,519,830.00	10,000,000.00	(480,170.00)
3133EMZS4	FEDERAL FARM CREDIT BANKS FUNDING CORP	0.900	89.7715	05/18/2026	5,000,000.00	4,488,575.00	5,000,000.00	(511,425.00)
3130AVZ96	FEDERAL HOME LOAN BANKS	5.500	99.4209	05/18/2026	10,000,000.00	9,942,090.00	10,000,000.00	(57,910.00)
3134GYRX2	FEDERAL HOME LOAN MORTGAGE CORP	5.563	99.2173	05/18/2026	15,000,000.00	14,882,595.00	14,927,279.20	(44,684.20)
3134GYRX2	FEDERAL HOME LOAN MORTGAGE CORP	5.640	99.2173	05/18/2026	25,000,000.00	24,804,325.00	24,829,345.75	(25,020.75)
3130AMME9	FEDERAL HOME LOAN BANKS	1.000	89.9727	05/26/2026	10,000,000.00	8,997,270.00	10,000,000.00	(1,002,730.00)
3130AMJN3	FEDERAL HOME LOAN BANKS	1.030	90.0502	05/26/2026	5,000,000.00	4,502,510.00	5,000,000.00	(497,490.00)
3130AMKB7	FEDERAL HOME LOAN BANKS	1.050	90.1018	05/26/2026	15,000,000.00	13,515,270.00	15,000,000.00	(1,484,730.00)
3130AMSS2	FEDERAL HOME LOAN BANKS	1.000	89.8333	06/08/2026	15,000,000.00	13,474,995.00	15,000,000.00	(1,525,005.00)
3130AMM22	FEDERAL HOME LOAN BANKS	1.000	89.7919	06/10/2026	5,000,000.00	4,489,595.00	5,000,000.00	(510,405.00)
3130AMWT5	FEDERAL HOME LOAN BANKS	1.050	89.8417	06/26/2026	15,000,000.00	13,476,255.00	15,000,000.00	(1,523,745.00)
3130AMT69	FEDERAL HOME LOAN BANKS	1.070	89.8953	06/26/2026	10,000,000.00	8,989,530.00	10,000,000.00	(1,010,470.00)
3130ASDK2	FEDERAL HOME LOAN BANKS	3.250	96.1720	06/29/2026	5,250,000.00	5,049,030.00	5,250,000.00	(200,970.00)
3130AN3B4	FEDERAL HOME LOAN BANKS	1.020	89.6664	07/06/2026	15,000,000.00	13,449,960.00	15,000,000.00	(1,550,040.00)
3133EMQ62	FEDERAL FARM CREDIT BANKS FUNDING CORP	0.990	89.5085	07/13/2026	10,000,000.00	8,950,850.00	10,000,000.00	(1,049,150.00)
3133EMQ62	FEDERAL FARM CREDIT BANKS FUNDING CORP	0.990	89.5085	07/13/2026	10,000,000.00	8,950,850.00	10,000,000.00	(1,049,150.00)
3130AN3R9	FEDERAL HOME LOAN BANKS	1.130	89.8701	07/20/2026	10,000,000.00	8,987,010.00	10,000,000.00	(1,012,990.00)
3133ENB66	FEDERAL FARM CREDIT BANKS FUNDING CORP	3.174	95.8546	07/20/2026	10,000,000.00	9,585,460.00	9,993,322.38	(407,862.38)
3130ANSK2	FEDERAL HOME LOAN BANKS	4.366	91.3285	07/20/2026	2,375,000.00	2,169,051.88	2,190,282.94	(21,231.06)
3130ANBX7	FEDERAL HOME LOAN BANKS	1.000	89.4736	07/22/2026	15,000,000.00	13,421,040.00	15,000,000.00	(1,578,960.00)
3130ANAJ9	FEDERAL HOME LOAN BANKS	1.000	89.4128	07/27/2026	10,000,000.00	8,941,280.00	10,000,000.00	(1,058,720.00)
3130ANAJ9	FEDERAL HOME LOAN BANKS	1.000	89.4128	07/27/2026	15,000,000.00	13,411,920.00	15,000,000.00	(1,588,080.00)
3133ENC99	FEDERAL FARM CREDIT BANKS FUNDING CORP	3.629	96.4513	07/27/2026	20,000,000.00	19,290,260.00	20,000,000.00	(709,740.00)
3133ENV72	FEDERAL FARM CREDIT BANKS FUNDING CORP	4.590	99.5560	07/27/2026	5,000,000.00	4,977,800.00	4,988,026.10	(10,226.10)
3133ENV72	FEDERAL FARM CREDIT BANKS FUNDING CORP	4.638	99.5560	07/27/2026	5,000,000.00	4,977,800.00	4,981,511.18	(3,711.18)
3133ENV72	FEDERAL FARM CREDIT BANKS FUNDING CORP	4.477	99.5560	07/27/2026	5,000,000.00	4,977,800.00	5,003,398.84	(25,598.84)
3133END80	FEDERAL FARM CREDIT BANKS FUNDING CORP	2.873	95.3923	08/03/2026	10,000,000.00	9,539,230.00	10,035,773.31	(496,543.31)
3130ANFD7	FEDERAL HOME LOAN BANKS	1.000	89.3472	08/05/2026	10,000,000.00	8,934,720.00	10,000,000.00	(1,065,280.00)
3134GX4V3	FEDERAL HOME LOAN MORTGAGE CORP	5.002	99.9867	08/10/2026	4,500,000.00	4,499,401.50	4,500,000.00	(598.50)
3130ANE48	FEDERAL HOME LOAN BANKS	1.000	89.2637	08/17/2026	10,000,000.00	8,926,370.00	10,000,000.00	(1,073,630.00)
3130ANMH0	FEDERAL HOME LOAN BANKS	1.100	89.5211	08/20/2026	10,000,000.00	8,952,110.00	10,000,000.00	(1,047,890.00)
3130ANMH0	FEDERAL HOME LOAN BANKS	1.668	89.5211	08/20/2026	10,000,000.00	8,952,110.00	9,833,565.85	(881,455.85)
3130ANMH0	FEDERAL HOME LOAN BANKS	3.132	89.5211	08/20/2026	15,000,000.00	13,428,165.00	14,132,022.36	(703,857.36)
3133ENH45	FEDERAL FARM CREDIT BANKS FUNDING CORP	3.137	95.6603	08/24/2026	5,000,000.00	4,783,015.00	4,998,314.61	(215,299.61)
3133ENH45	FEDERAL FARM CREDIT BANKS FUNDING CORP	3.294	95.6603	08/24/2026	5,000,000.00	4,783,015.00	4,975,917.34	(192,902.34)
3130ANPF1	FEDERAL HOME LOAN BANKS	1.000	89.1299	08/25/2026	10,000,000.00	8,912,990.00	10,000,000.00	(1,087,010.00)
3130ANTS9	FEDERAL HOME LOAN BANKS	1.000	89.1229	08/26/2026	15,000,000.00	13,368,435.00	15,000,000.00	(1,631,565.00)
3130ANSC5	FEDERAL HOME LOAN BANKS	1.000	89.1229	08/26/2026	15,000,000.00	13,368,435.00	15,000,000.00	(1,631,565.00)
3130ATHF5	FEDERAL HOME LOAN BANKS	3.941	97.5204	09/11/2026	5,000,000.00	4,876,020.00	4,972,760.43	(96,740.43)
3130ATHV2	FEDERAL HOME LOAN BANKS	4.312	98.9537	09/11/2026	1,000,000.00	989,537.00	998,251.98	(8,714.98)
3130APAD7	FEDERAL HOME LOAN BANKS	1.035	89.1716	09/28/2026	15,000,000.00	13,375,740.00	15,000,000.00	(1,624,260.00)
3130APSM3	FEDERAL HOME LOAN BANKS	1.040	89.1404	09/28/2026	15,000,000.00	13,371,060.00	15,000,000.00	(1,628,940.00)
3130ANYN4	FEDERAL HOME LOAN BANKS	1.000	89.0118	09/30/2026	10,000,000.00	8,901,180.00	10,000,000.00	(1,098,820.00)
3133ENT67	FEDERAL FARM CREDIT BANKS FUNDING CORP	4.318	98.6848	10/19/2026	5,000,000.00	4,934,240.00	4,990,027.38	(55,787.38)
3133ENT67	FEDERAL FARM CREDIT BANKS FUNDING CORP	4.318	98.6848	10/19/2026	5,000,000.00	4,934,240.00	4,990,027.38	(55,787.38)
3133ENBK5	FEDERAL FARM CREDIT BANKS FUNDING CORP	1.249	89.2831	10/20/2026	10,000,000.00	8,928,310.00	9,965,889.50	(1,037,579.50)
3133ENBK5	FEDERAL FARM CREDIT BANKS FUNDING CORP	1.340	89.2831	10/20/2026	10,000,000.00	8,928,310.00	9,937,829.72	(1,009,519.72)
3133ENT72	FEDERAL FARM CREDIT BANKS FUNDING CORP	3.827	96.9295	10/26/2026	4,300,000.00	4,167,968.50	4,274,197.17	(106,228.67)
3134GW4C7	FEDERAL HOME LOAN MORTGAGE CORP	3.046	88.2401	10/27/2026	20,000,000.00	17,648,020.00	18,650,055.96	(1,002,035.96)
3134GW4C7	FEDERAL HOME LOAN MORTGAGE CORP	3.092	88.2401	10/27/2026	20,000,000.00	17,648,020.00	18,617,943.39	(969,923.39)
3134GW4C7	FEDERAL HOME LOAN MORTGAGE CORP	3.488	88.2401	10/27/2026	5,000,000.00	4,412,005.00	4,598,145.08	(186,140.08)
3134GW6C5	FEDERAL HOME LOAN MORTGAGE CORP	3.122	88.2329	10/28/2026	15,000,000.00	13,234,935.00	13,953,878.00	(718,943.00)
3130ARUF6	FEDERAL HOME LOAN BANKS	3.125	95.3262	10/29/2026	10,000,000.00	9,532,620.00	10,000,000.00	(467,380.00)
3133ENEM8	FEDERAL FARM CREDIT BANKS FUNDING CORP	1.430	89.9703	11/23/2026	10,000,000.00	8,997,030.00	10,000,000.00	(1,002,970.00)
3130APWW1	FEDERAL HOME LOAN BANKS	1.503	90.1715	11/24/2026	20,000,000.00	18,034,300.00	19,998,002.75	(1,963,702.75)
3130ATVE4	FEDERAL HOME LOAN BANKS	3.986	99.8610	12/11/2026	5,000,000.00	4,993,050.00	5,078,807.00	(85,757.00)
3133EN4G2	FEDERAL FARM CREDIT BANKS FUNDING CORP	3.923	98.1287	12/15/2026	25,000,000.00	24,532,175.00	25,012,859.69	(480,684.69)
3130AQF65	FEDERAL HOME LOAN BANKS	1.306	89.7617	12/21/2026	10,000,000.00	8,976,170.00	9,981,677.60	(1,005,507.60)
3130AQY99	FEDERAL HOME LOAN BANKS	1.500	90.0227	12/30/2026	25,000,000.00	22,505,675.00	25,000,000.00	(2,494,325.00)
3133ENK64	FEDERAL FARM CREDIT BANKS FUNDING CORP	1.908	89.5863	01/11/2027	10,000,000.00	8,958,630.00	9,856,454.39	(897,824.39)
3133ENLZ1	FEDERAL FARM CREDIT BANKS FUNDING CORP	1.860	90.4394	01/26/2027	10,000,000.00	9,043,940.00	9,973,433.81	(929,493.81)
3130AQKM4	FEDERAL HOME LOAN BANKS	1.750	90.3476	01/28/2027	11,250,000.00	10,164,105.00	11,250,000.00	(1,085,895.00)
3130AQHS5	FEDERAL HOME LOAN BANKS	1.984	90.1990	01/28/2027	10,000,000.00	9,019,900.00	9,905,834.16	(885,934.16)
3130AQHS5	FEDERAL HOME LOAN BANKS	2.086	90.1990	01/28/2027	20,000,000.00	18,039,800.00	19,744,658.14	(1,704,858.14)
3130AKYH3	FEDERAL HOME LOAN BANKS	1.746	87.4155	02/10/2027	10,000,000.00	8,741,550.00	9,691,709.74	(950,159.74)
3130ALZX1	FEDERAL HOME LOAN BANKS	3.001	87.4287	02/17/2027	10,000,000.00	8,742,870.00	9,294,350.09	(551,480.09)
3134GYG29	FEDERAL HOME LOAN MORTGAGE CORP	4.750	98.3850	02/23/2027	10,000,000.00	9,838,500.00	10,000,000.00	(161,500.00)
3130ALED2	FEDERAL HOME LOAN BANKS	2.050	87.9235	02/24/2027	15,000,000.00	13,188,525.00	14,479,015.73	(1,290,490.73)
3130ALED2	FEDERAL HOME LOAN BANKS	3.001	87.9235	02/24/2027	20,000,000.00	17,584,700.00	18,689,982.05	(1,105,282.05)
3130AQRQ8	FEDERAL HOME LOAN BANKS	2.000	90.9343	02/25/2027	10,000,000.00	9,093,430.00	10,000,000.00	(906,570.00)
3130AQRH8	FEDERAL HOME LOAN BANKS	2.000	90.9343	02/25/2027	5,000,000.00	4,546,715.00	5,000,000.00	(453,285.00)
3130AQRH8	FEDERAL HOME LOAN BANKS	2.000	90.9343	02/25/2027	5,000,000.00	4,546,715.00	5,000,000.00	(453,285.00)
3130AR6U0	FEDERAL HOME LOAN BANKS	2.500	92.4957	03/22/2027	5,000,000.00	4,624,785.00	5,000,000.00	(375,215.00)
3130ARHX2	FEDERAL HOME LOAN BANKS	3.000	93.7889	03/25/2027	10,000,000.00	9,378,890.00	10,000,000.00	(621,110.00)
3130ARHX2	FEDERAL HOME LOAN BANKS	3.000	93.7889	03/25/2027	10,000,000.00	9,378,890.00	10,000,000.00	(621,110.00)
3130ARHX2	FEDERAL HOME LOAN BANKS	3.000	93.7889	03/25/2027	10,000,000.00	9,378,890.00	10,000,000.00	(621,110.00)
3133ENVD9	FEDERAL FARM CREDIT BANKS FUNDING CORP	2.913	94.7172	04/26/2027	10,000,000.00	9,471,720.00	9,986,853.01	(515,133.01)
3133ENV67	FEDERAL FARM CREDIT BANKS FUNDING CORP	3.606	97.2731	04/26/2027	8,000,000.00	7,781,848.00	8,005,487.66	(223,639.66)
3133ENV67	FEDERAL FARM CREDIT BANKS FUNDING CORP	3.623	97.2731	04/26/2027	2,000,000.00	1,945,462.00	2,000,240.96	(54,778.96)
3133ENV67	FEDERAL FARM CREDIT BANKS FUNDING CORP	3.744	97.2731	04/26/2027				

3130ATBV8	FEDERAL HOME LOAN BANKS	4.150	99.2915	09/29/2027	5,000,000.00	4,964,575.00	5,000,000.00	(35,425.00)
3130ATBV8	FEDERAL HOME LOAN BANKS	4.150	99.2915	09/29/2027	7,225,000.00	7,173,810.88	7,225,000.00	(51,189.13)
3130ATH42	FEDERAL HOME LOAN BANKS	4.700	99.8667	09/29/2027	7,000,000.00	6,990,669.00	7,000,000.00	(9,331.00)
3133ENQ29	FEDERAL FARM CREDIT BANKS FUNDING CORP	4.122	98.6633	09/29/2027	15,000,000.00	14,799,495.00	14,932,012.05	(132,517.05)
3130ATFA0	FEDERAL HOME LOAN BANKS	5.125	98.2404	09/30/2027	13,000,000.00	12,771,252.00	13,000,000.00	(228,748.00)
3130ATEF0	FEDERAL HOME LOAN BANKS	4.250	96.1962	09/30/2027	15,000,000.00	14,429,430.00	15,000,000.00	(570,570.00)
3133ENS50	FEDERAL FARM CREDIT BANKS FUNDING CORP	4.231	99.2016	10/14/2027	23,775,000.00	23,585,180.40	23,680,605.64	(95,425.24)
31422XM90	FEDERAL AGRICULTURAL MORTGAGE CORP	4.320	99.7521	10/21/2027	5,000,000.00	4,987,605.00	5,000,000.00	(12,395.00)
31422XM90	FEDERAL AGRICULTURAL MORTGAGE CORP	4.320	99.7521	10/21/2027	5,000,000.00	4,987,605.00	5,000,000.00	(12,395.00)
31422XM90	FEDERAL AGRICULTURAL MORTGAGE CORP	4.320	99.7521	10/21/2027	5,000,000.00	4,987,605.00	5,000,000.00	(12,395.00)
3133ENV23	FEDERAL FARM CREDIT BANKS FUNDING CORP	5.503	98.9200	10/25/2027	5,000,000.00	4,946,000.00	4,995,762.06	(49,762.06)
3133ENV23	FEDERAL FARM CREDIT BANKS FUNDING CORP	5.503	98.9200	10/25/2027	5,000,000.00	4,946,000.00	4,995,748.07	(49,748.07)
3130ATNG8	FEDERAL HOME LOAN BANKS	5.000	99.8797	10/27/2027	5,000,000.00	4,993,985.00	5,000,000.00	(6,015.00)
3133ENW63	FEDERAL FARM CREDIT BANKS FUNDING CORP	4.284	99.7874	10/27/2027	5,000,000.00	4,989,370.00	5,017,167.03	(27,797.03)
3133ENW63	FEDERAL FARM CREDIT BANKS FUNDING CORP	4.195	99.7874	10/27/2027	3,715,000.00	3,707,101.91	3,740,335.12	(33,233.21)
3133ENW63	FEDERAL FARM CREDIT BANKS FUNDING CORP	4.252	99.7874	10/27/2027	15,000,000.00	14,968,110.00	15,069,953.28	(101,843.28)
31422XQ70	FEDERAL AGRICULTURAL MORTGAGE CORP	4.050	98.6987	11/22/2027	12,000,000.00	11,843,844.00	12,000,000.00	(156,156.00)
3130ATW45	FEDERAL HOME LOAN BANKS	4.851	98.7180	11/29/2027	4,895,000.00	4,832,246.10	4,907,204.02	(74,957.92)
3134GY4W9	FEDERAL HOME LOAN MORTGAGE CORP	5.040	99.8037	11/29/2027	5,000,000.00	4,990,185.00	5,000,000.00	(9,815.00)
3134GY4W9	FEDERAL HOME LOAN MORTGAGE CORP	5.040	99.8037	11/29/2027	10,000,000.00	9,980,370.00	10,000,000.00	(19,630.00)
3133ENH31	FEDERAL FARM CREDIT BANKS FUNDING CORP	4.080	98.6922	11/29/2027	25,000,000.00	24,673,050.00	24,922,388.79	(249,338.79)
3133ENH31	FEDERAL FARM CREDIT BANKS FUNDING CORP	4.077	98.6922	11/29/2027	25,000,000.00	24,673,050.00	24,925,517.24	(252,467.24)
3133ENH31	FEDERAL FARM CREDIT BANKS FUNDING CORP	4.061	98.6922	11/29/2027	25,000,000.00	24,673,050.00	24,940,690.85	(267,640.85)
3130ATYK7	FEDERAL HOME LOAN BANKS	5.100	99.8411	11/30/2027	5,000,000.00	4,992,055.00	5,000,000.00	(7,945.00)
3130ATU54	FEDERAL HOME LOAN BANKS	3.796	99.6673	12/10/2027	25,000,000.00	24,916,825.00	25,445,349.78	(528,524.78)
3130ATU54	FEDERAL HOME LOAN BANKS	4.036	99.6673	12/10/2027	15,000,000.00	14,950,095.00	15,124,656.77	(174,561.77)
3130ATU54	FEDERAL HOME LOAN BANKS	4.002	99.6673	12/10/2027	50,000,000.00	49,833,650.00	50,482,572.25	(648,922.25)
3133EN486	FEDERAL FARM CREDIT BANKS FUNDING CORP	3.896	97.6224	12/22/2027	15,000,000.00	14,643,360.00	14,913,563.20	(270,203.20)
3134GYAJ1	FEDERAL HOME LOAN MORTGAGE CORP	4.800	97.6103	12/30/2027	25,000,000.00	24,402,575.00	25,000,000.00	(597,425.00)
3134GYCF7	FEDERAL HOME LOAN MORTGAGE CORP	4.510	97.1612	12/30/2027	25,000,000.00	24,290,300.00	25,000,000.00	(709,700.00)
3133ENS66	FEDERAL FARM CREDIT BANKS FUNDING CORP	4.000	98.7060	01/06/2028	25,000,000.00	24,676,500.00	25,000,000.00	(323,500.00)
3133ENS66	FEDERAL FARM CREDIT BANKS FUNDING CORP	3.713	98.7060	01/06/2028	20,000,000.00	19,741,200.00	20,230,541.29	(489,341.29)
3133ENS66	FEDERAL FARM CREDIT BANKS FUNDING CORP	3.757	98.7060	01/06/2028	18,000,000.00	17,767,080.00	18,174,754.91	(407,674.91)
3133ENS66	FEDERAL FARM CREDIT BANKS FUNDING CORP	3.530	98.7060	01/06/2028	10,000,000.00	9,870,600.00	10,189,633.70	(319,033.70)
3134GYEF5	FEDERAL HOME LOAN MORTGAGE CORP	4.970	99.6757	01/26/2028	10,000,000.00	9,967,570.00	10,000,000.00	(32,430.00)
3134GYG71	FEDERAL HOME LOAN MORTGAGE CORP	5.050	98.0424	01/26/2028	10,000,000.00	9,804,240.00	10,000,000.00	(195,760.00)
3134GYG97	FEDERAL HOME LOAN MORTGAGE CORP	4.180	96.1871	02/07/2028	25,000,000.00	24,046,775.00	25,000,000.00	(953,225.00)
3134GYGR7	FEDERAL HOME LOAN MORTGAGE CORP	4.900	98.6474	02/09/2028	10,000,000.00	9,864,740.00	10,000,000.00	(135,260.00)
3134GYKJ0	FEDERAL HOME LOAN MORTGAGE CORP	5.276	99.6070	02/28/2028	10,000,000.00	9,960,700.00	10,000,000.00	(39,300.00)
3133EPK77	FEDERAL FARM CREDIT BANKS FUNDING CORP	4.620	96.9296	04/03/2028	10,000,000.00	9,692,960.00	10,000,000.00	(307,040.00)
3133EPGW9	FEDERAL FARM CREDIT BANKS FUNDING CORP	3.784	98.0519	04/25/2028	10,000,000.00	9,805,190.00	10,038,990.04	(233,800.04)
3130AVS94	FEDERAL HOME LOAN BANKS	5.150	97.9961	04/26/2028	20,000,000.00	19,599,220.00	20,000,000.00	(400,780.00)
3134GYR38	FEDERAL HOME LOAN MORTGAGE CORP	5.700	99.1001	05/15/2028	10,000,000.00	9,910,010.00	10,000,000.00	(89,990.00)
3133EPSJ5	FEDERAL FARM CREDIT BANKS FUNDING CORP	4.290	95.9520	05/16/2028	25,000,000.00	23,988,000.00	25,000,000.00	(1,012,000.00)
3133EPSJ5	FEDERAL FARM CREDIT BANKS FUNDING CORP	4.290	95.9520	05/16/2028	25,000,000.00	23,988,000.00	25,000,000.00	(1,012,000.00)
3130AW2R0	FEDERAL HOME LOAN BANKS	4.950	97.7698	05/23/2028	10,000,000.00	9,776,980.00	10,000,000.00	(223,020.00)
3133EPL35	FEDERAL FARM CREDIT BANKS FUNDING CORP	4.727	97.1986	05/30/2028	10,000,000.00	9,719,860.00	9,975,835.62	(255,975.62)
3133EPL35	FEDERAL FARM CREDIT BANKS FUNDING CORP	4.775	97.1986	05/30/2028	9,276,000.00	9,016,142.14	9,234,322.72	(218,180.58)
3134GYTV4	FEDERAL HOME LOAN MORTGAGE CORP	5.410	98.5539	06/07/2028	10,000,000.00	9,855,390.00	10,000,000.00	(144,610.00)
3134GYTV4	FEDERAL HOME LOAN MORTGAGE CORP	5.410	98.5539	06/07/2028	25,000,000.00	24,638,475.00	25,000,000.00	(361,525.00)
3130AVVX7	FEDERAL HOME LOAN BANKS	3.892	97.4601	06/09/2028	10,000,000.00	9,746,010.00	9,937,274.00	(191,264.00)
3130AWC24	FEDERAL HOME LOAN BANKS	3.987	98.5483	06/09/2028	10,000,000.00	9,854,830.00	10,005,333.72	(150,503.72)
3133EPNH4	FEDERAL FARM CREDIT BANKS FUNDING CORP	4.171	97.9961	06/21/2028	15,000,000.00	14,699,415.00	14,805,592.08	(106,177.08)
3134GYUC4	FEDERAL HOME LOAN MORTGAGE CORP	5.200	99.2268	06/28/2028	10,000,000.00	9,922,680.00	10,000,000.00	(77,320.00)
3130AWG79	FEDERAL HOME LOAN BANKS	6.000	99.5384	06/28/2028	7,220,000.00	7,186,672.48	7,220,000.00	(33,327.52)
3130AWHX1	FEDERAL HOME LOAN BANKS	5.950	99.4896	06/28/2028	25,000,000.00	24,872,400.00	25,000,000.00	(127,600.00)
3134GYVC3	FEDERAL HOME LOAN MORTGAGE CORP	6.000	99.6002	06/28/2028	25,000,000.00	24,900,050.00	25,000,000.00	(99,950.00)
3134GYXF4	FEDERAL HOME LOAN MORTGAGE CORP	6.000	99.5809	07/27/2028	10,000,000.00	9,958,090.00	10,000,000.00	(41,910.00)
---	---	2.946	95.9791	09/04/2025	5,365,176,250.00	5,148,563,732.93	5,351,267,204.82	(202,703,471.89)

Agency	AGCY DISC	Cusip	Description	Yield	Market Price	Final Maturity	Par Value	Market Value	Book Value	Net Unrealized Gain/Loss
313384JW0	FEDERAL HOME LOAN BANKS			4.797	99.9853	08/01/2023	25,000,000.00	24,996,325.00	25,000,000.00	(3,675.00)
313384JW0	FEDERAL HOME LOAN BANKS			5.003	99.9853	08/01/2023	10,000,000.00	9,998,530.00	10,000,000.00	(1,470.00)
313384JZ3	FEDERAL HOME LOAN BANKS			4.806	99.9560	08/04/2023	12,500,000.00	12,494,500.00	12,495,114.58	(614.58)
313384KD0	FEDERAL HOME LOAN BANKS			4.775	99.8968	08/08/2023	25,000,000.00	24,974,200.00	24,977,444.44	(3,244.44)
313384KL2	FEDERAL HOME LOAN BANKS			4.644	99.7932	08/15/2023	25,000,000.00	24,948,300.00	24,956,201.39	(7,901.39)
313384KL2	FEDERAL HOME LOAN BANKS			4.802	99.7932	08/15/2023	10,000,000.00	9,979,320.00	9,981,800.00	(2,480.00)
313384KL2	FEDERAL HOME LOAN BANKS			4.785	99.7932	08/15/2023	15,000,000.00	14,968,980.00	14,972,787.50	(3,807.50)
313384LB3	FEDERAL HOME LOAN BANKS			5.082	99.5715	08/30/2023	10,000,000.00	9,957,150.00	9,960,084.72	(2,934.72)
313384LC1	FEDERAL HOME LOAN BANKS			4.121	99.5576	08/31/2023	25,000,000.00	24,889,400.00	24,916,666.67	(27,266.67)
313384LD9	FEDERAL HOME LOAN BANKS			4.786	99.5429	09/01/2023	15,000,000.00	14,931,435.00	14,939,808.33	(8,373.33)
313384LD9	FEDERAL HOME LOAN BANKS			4.786	99.5429	09/01/2023	25,000,000.00	24,885,725.00	24,899,680.56	(13,955.56)
313384LD9	FEDERAL HOME LOAN BANKS			5.067	99.5429	09/01/2023	15,000,000.00	14,931,435.00	14,936,191.67	(4,756.67)
313384LD9	FEDERAL HOME LOAN BANKS			5.067	99.5429	09/01/2023	10,000,000.00	9,954,290.00	9,957,461.11	(3,171.11)
313384LK3	FEDERAL HOME LOAN BANKS			4.773	99.4544	09/07/2023	25,000,000.00	24,863,600.00	24,880,777.78	(17,177.78)
313384LQ0	FEDERAL HOME LOAN BANKS			4.829	99.3819	09/12/2023	12,500,000.00	12,422,737.50	12,431,458.33	(8,720.83)
313384LT4	FEDERAL HOME LOAN BANKS			4.776	99.3377	09/15/2023	25,000,000.00	24,834,425.00	24,855,000.00	(20,575.00)
313384LT4	FEDERAL HOME LOAN BANKS			4.801	99.3377	09/15/2023	10,000,000.00	9,933,770.00	9,941,625.06	(7,855.06)
313384LW7	FEDERAL HOME LOAN BANKS			4.777	99.2949	09/18/2023	70,000,000.00	69,566,430.00	69,566,933.33	(60,503.33)
313384LZ0	FEDERAL HOME LOAN BANKS			4.778	99.2508	09/21/2023	25,000,000.00	24,812,700.00	24,835,666.83	(22,966.83)
313312MA5	FEDERAL FARM CREDIT BANKS FUNDING CORP			4.881	99.2362	09/22/2023	50,000,000.00	49,618,100.00	49,655,500.00	(37,400.00)
313384MH9	FEDERAL HOME LOAN BANKS			4.780	99.1350	09/29/2023	25,000,000.00	24,783,750.00	24,809,888.89	(26,138.89)
313384MH9	FEDERAL HOME LOAN BANKS			4.780	99.1350	09/29/2023	25,000,000.00	24,783,750.00	24,809,888.89	(26,138.89)
313384MM8	FEDERAL HOME LOAN BANKS			4.708	99.0764	10/03/2023	10,000,000.00	9,907,640.00	9,919,500.00	(11,860.00)
313384MN6	FEDERAL HOME LOAN BANKS			4.853	99.0617	10/04/2023	50,000,000.00	49,530,850.00	49,578,666.06	(47,816.06)
313384MQ9	FEDERAL HOME LOAN BANKS			4.854	99.0324	10/06/2023	50,000,000.00	49,516,200.00	49,565,500.00	(49,300.00)
313384MQ9	FEDERAL HOME LOAN BANKS			5.341	99.0324	10/06/2023	25,000,000.00	24,758,100.00	24,760,520.84	(2,420.84)
313384MV8	FEDERAL HOME LOAN BANKS			5.315	98.9591	10/11/2023	25,000,000.00	24,739,775.00	24,743,611.11	(3,836.11)
313384MX4	FEDERAL HOME LOAN BANKS			4.960	98.9298	10/13/2023	10,000,000.00	9,892,980.00	9,902,261.11	(9,281.11)
313384MX4	FEDERAL HOME LOAN BANKS			4.960	98.9298	10/13/2023	10,000,000.00	9,892,980.00	9,902,261.11	(9,281.11)
313384NE5	FEDERAL HOME LOAN BANKS			4.539	98.8271	10/20/2023	50,000,000.00	49,413,550.00	49,512,222.22	(98,672.22)
313384NM7	FEDERAL HOME LOAN BANKS			4.821	98.7245	10/27/2023	15,000,000.00	14,808,675.00	14,830,350.00	(21,675.00)
313384NM7	FEDERAL HOME LOAN BANKS			5.387	98.7245	10/27/2023	50,000,000.00	49,362,250.00	49,364,416.67	(2,166.67)
313384NS4	FEDERAL HOME LOAN BANKS			5.147	98.6512	11/01/2023	15,000,000.00	14,797,680.00	14,808,525.00	(10,845.00)
313384NZ8	FEDERAL HOME LOAN BANKS			5.055	98.5486	11/08/2023	10,000,000.00	9,854,860.00	9,864,425.00	(9,565.00)
313384PG8	FEDERAL HOME LOAN BANKS			4.799	98.4460	11/15/2023	25,000,000.00	24,611,500.00	24,657,708.33	(46,208.33)
313384PG8	FEDERAL HOME LOAN BANKS			4.828	98.4460	11/15/2023	10,000,000.00	9,844,600.00	9,862,200.00	(17,600.00)
313384PG8	FEDERAL HOME LOAN BANKS			4.992	98.4460	11/15/2023	5,000,000.00	4,922,300.00	4,928,744.44	(6,444.44)
313384PM5	FEDERAL HOME LOAN BANKS			4.796	98.3727	11/20/2023	25,000,000.00	24,593,175.00	24,641,947.92	(48,772.92)
313384RQ4	FEDERAL HOME LOAN BANKS			5.184	97.6203	01/10/2024	25,000,000.00	24,405,075.00	24,436,937.50	(31,862.50)
313384RQ4	FEDERAL HOME LOAN BANKS			4.938	97.6203	01/10/2024	50,000,000.00	48,810,150.00	48,920,000.00	(109,850.00)
313384RS0	FEDERAL HOME LOAN BANKS			5.024	97.5863	01/12/2024	10,000,000.00	9,758,630.00	9,779,055.55	(20,425.55)
313384RS0	FEDERAL HOME LOAN BANKS			5.024	97.5863	01/12/2024	10,000,000.00	9,758,630.00	9,779,055.55	(20,425.55)
313384RS0	FEDERAL HOME LOAN BANKS			5.024	97.5863	01/12/2024	10,000,000.00	9,758,630.00	9,779,055.55	(20,425.55)
313384RS0	FEDERAL HOME LOAN BANKS			5.024	97.5863	01/12/2024	15,000,000.00	14,637,945.00	14,668,583.34	(30,638.34)
313384SL4	FEDERAL HOME LOAN BANKS			5.103	97.3214	01/30/2024	50,000,000.00	48,660,700.00	48,756,333.34	(95,633.34)
313384SN0	FEDERAL HOME LOAN BANKS			5.389	97.2919	02/01/2024	6,025,000.00	5,861,836.98	5,863,637.11	(1,800.14)
313384ST7	FEDERAL HOME LOAN BANKS			5.359	97.2237	02/06/2024	9,851,000.00	9,577,506.69	9,581,550.52	(4,043.83)
313384ST7	FEDERAL HOME LOAN BANKS			5.367	97.2237	02/06/2024	15,000,000.00	14,583,555.00	14,588,925.00	(5,370.00)

313312SW1	FEDERAL FARM CREDIT BANKS FUNDING CORP	4.800	97.1797	02/09/2024	10,000,000.00	9,717,970.00	9,752,000.00	(34,030.00)
313396TB9	FEDERAL HOME LOAN MORTGAGE CORP	4.981	97.1118	02/14/2024	10,000,000.00	9,711,180.00	9,737,333.34	(26,153.34)
313396TC7	FEDERAL HOME LOAN MORTGAGE CORP	4.982	97.0972	02/15/2024	10,000,000.00	9,709,720.00	9,736,000.00	(26,280.00)
313384TP4	FEDERAL HOME LOAN BANKS	5.359	96.9419	02/26/2024	10,000,000.00	9,694,190.00	9,697,820.84	(3,630.84)
313384TS8	FEDERAL HOME LOAN BANKS	5.360	96.8980	02/29/2024	15,000,000.00	14,534,700.00	14,540,225.00	(5,525.00)
313384XM6	FEDERAL HOME LOAN BANKS	5.197	95.5923	05/30/2024	6,900,000.00	6,595,868.70	6,609,625.00	(13,756.30)
313384XR5	FEDERAL HOME LOAN BANKS	5.115	95.5429	06/03/2024	10,000,000.00	9,554,290.00	9,580,006.94	(25,716.94)
313384XT1	FEDERAL HOME LOAN BANKS	5.084	95.5139	06/05/2024	10,000,000.00	9,551,390.00	9,579,845.83	(28,455.83)
313384YF0	FEDERAL HOME LOAN BANKS	5.281	95.3488	06/17/2024	15,000,000.00	14,302,320.00	14,319,212.50	(16,892.50)
---	---	4.919	98.6737	10/30/2023	1,172,776,000.00	1,157,100,254.86	1,158,328,042.81	(1,227,787.95)

Agency CMO
FHLMC CMO

Cusip	Description	Yield	Market Price	Final Maturity	Par Value	Market Value	Book Value	Net Unrealized Gain/Loss
3137BWWD2	FHMS K-725 A2	4.878	98.7286	01/25/2024	11,627,481.33	11,479,647.79	11,533,298.74	(53,650.95)
3137BHCY1	FHMS K-044 A2	5.154	96.3570	01/25/2025	18,822,226.41	18,136,540.42	18,215,087.66	(78,547.24)
---	---	5.047	97.2765	09/05/2024	30,449,707.74	29,616,188.21	29,748,386.40	(132,198.19)

Agency CMO
FNMA CMO

Cusip	Description	Yield	Market Price	Final Maturity	Par Value	Market Value	Book Value	Net Unrealized Gain/Loss
3136AW7J0	FNA 2017-M8 A2	3.448	94.3927	05/25/2027	12,296,093.55	11,606,611.38	12,174,112.73	(567,501.36)
3136AW7J0	FNA 2017-M8 A2	3.448	94.3927	05/25/2027	12,296,093.55	11,606,611.38	12,174,112.73	(567,501.36)

Agency MBS
FHLMC

Cusip	Description	Yield	Market Price	Final Maturity	Par Value	Market Value	Book Value	Net Unrealized Gain/Loss
3137BSKW2	FHMS K-035 A2	3.667	99.6188	08/25/2023	4,153,771.50	4,137,937.49	4,153,771.50	(15,834.01)
3137BTMZ9	FHMS K-036 A2	4.912	99.4423	10/25/2023	11,473,393.63	11,409,404.33	11,444,852.09	(35,447.76)
3137B7Y9	FHMS K-037 A2	4.889	99.0265	01/25/2024	8,028,271.31	7,950,119.86	7,982,087.74	(31,967.88)
3137FMU67	FHMS K-735 A2	3.518	94.5784	05/25/2026	14,786,926.05	13,985,241.62	14,538,150.33	(552,908.72)
3137FNWX4	FHMS K-736 A2	3.655	92.9525	07/25/2026	10,000,000.00	9,295,251.60	9,640,340.47	(345,088.87)
3137BTUM1	FHMS K-061 A2	4.501	95.2990	11/25/2026	9,000,000.00	8,576,906.13	8,693,060.10	(116,153.97)
3137BTUM1	FHMS K-061 A2	4.561	95.2990	11/25/2026	8,500,000.00	8,100,411.35	8,191,797.20	(91,385.85)
3137BYLD0	FHMS K-L01 A2E	4.184	94.9876	02/25/2027	15,000,000.00	14,248,139.40	14,569,884.23	(321,744.83)
3137BXQY1	FHMS K-064 A2	3.154	94.5444	03/25/2027	1,000,000.00	945,443.66	1,001,320.76	(55,877.10)
3137F2LJ3	FHMS K-066 A2	3.111	93.9195	06/25/2027	11,095,000.00	10,420,363.53	11,086,740.11	(666,376.58)
3132XGRH1	FH WN2287	3.945	95.9500	11/01/2027	25,000,000.00	23,987,500.00	24,808,355.92	(820,855.92)
3132XGQ74	FH WN2277	4.062	95.8400	11/01/2027	10,000,000.00	9,584,000.00	9,897,843.68	(313,843.68)
3132XGRH1	FH WN2287	4.073	95.9500	11/01/2027	25,000,000.00	23,987,500.00	24,735,961.25	(748,461.25)
3132XFRL7	FH WN1235	4.690	96.2040	01/01/2028	20,000,000.00	19,240,800.00	19,774,490.43	(533,690.43)
3132XFRL7	FH WN1235	4.333	96.2040	01/01/2028	10,000,000.00	9,620,400.00	9,955,232.99	(334,832.99)
---	---	4.137	95.8860	12/29/2026	183,037,362.48	175,489,418.96	180,473,888.79	(4,984,469.83)

Agency MBS
FNMA

Cusip	Description	Yield	Market Price	Final Maturity	Par Value	Market Value	Book Value	Net Unrealized Gain/Loss
3136AHAG5	FNA 2013-M14 A2	5.541	99.2905	10/25/2023	1,948,303.38	1,934,480.09	1,943,134.33	(8,654.24)
3136AQQM8	FNA 2014-M8 A2	5.910	97.7152	06/25/2024	7,084,967.00	6,923,091.87	6,984,373.91	(61,282.04)
3140AJVC9	FN BM6010	4.860	96.1766	09/01/2025	17,096,300.18	16,442,640.76	16,662,696.53	(220,055.78)
3138LCHR9	FEDERAL NATIONAL MORTGAGE ASSOCIATION	2.939	95.1650	12/01/2025	14,096,769.90	13,415,191.08	14,088,003.95	(672,812.87)
3138LCHR1	FN AN0254	3.738	95.1650	12/01/2025	7,372,610.74	7,016,145.01	7,278,021.77	(261,876.77)
3138LD5W9	FN AN1760	4.176	92.8570	06/01/2026	15,000,000.00	13,928,550.00	14,702,008.93	(773,458.93)
3138LENE7	FN AN2188	3.543	92.6290	07/01/2026	10,000,000.00	9,962,900.00	9,862,538.82	(599,638.82)
3138LHUZ5	FN AN5099	3.076	94.1230	04/01/2027	24,092,876.75	22,676,938.38	24,075,107.00	(1,398,168.62)
3138LHLZ1	FN AN5246	3.365	93.5470	05/01/2027	7,100,000.00	6,641,837.00	7,074,467.66	(432,630.66)
3138LJST3	FN AN6257	4.582	93.9730	08/01/2027	15,328,953.10	14,405,077.10	14,670,101.26	(265,024.16)
3136AY6X6	FNA 2017-M15 A2	4.609	93.9364	09/25/2027	14,946,184.10	14,039,910.57	14,371,935.51	(332,024.94)
3136BML55	FNA 2022-M11 A2	4.554	93.0087	10/25/2027	27,329,196.90	25,418,535.68	26,212,113.57	(793,577.89)
3140LHVX5	FN BS6929	4.280	97.7700	11/01/2027	31,100,000.00	30,406,470.00	31,010,858.56	(604,388.56)
3140LHA45	FN BS7116	4.363	97.4890	11/01/2027	20,210,000.00	19,702,526.90	20,210,000.00	(507,473.10)
3140LHSB7	FN BS6813	4.363	98.3340	02/01/2028	19,478,000.00	19,153,496.52	19,461,348.82	(307,852.30)
3140LJS23	FN BS7736	4.416	97.0810	02/01/2028	20,000,000.00	19,416,200.00	19,754,255.84	(338,055.84)
3140LJS23	FN BS7736	4.071	97.0810	02/01/2028	15,000,000.00	14,562,150.00	15,000,000.00	(437,850.00)
3140LJS23	FN BS7736	4.078	97.0810	02/01/2028	10,000,000.00	9,708,100.00	10,000,000.00	(291,900.00)
3140LKJC8	FN BS8358	4.074	97.4670	04/01/2028	24,459,000.00	23,839,453.53	24,459,000.00	(619,546.47)
3140LKYQ0	FN BS8818	4.526	96.5150	06/01/2028	25,000,000.00	24,128,750.00	24,375,655.02	(246,905.02)
3140LKU84	FN BS8706	4.510	97.3820	06/01/2028	25,000,000.00	24,345,500.00	24,486,081.81	(140,581.81)
---	---	4.223	95.9560	07/07/2027	351,643,162.05	337,367,944.47	346,681,703.29	(9,313,758.82)

CD
CD

Cusip	Description	Yield	Market Price	Final Maturity	Par Value	Market Value	Book Value	Net Unrealized Gain/Loss
89115BF70	Toronto-Dominion Bank - New York Branch	5.400	100.0000	08/15/2023	50,000,000.00	50,000,000.00	50,000,000.00	0.00
78015JKE6	Royal Bank of Canada New York Branch	5.390	100.0000	08/21/2023	75,000,000.00	75,000,000.00	75,000,000.00	0.00
89115BWW6	Toronto-Dominion Bank - New York Branch	4.760	100.0000	08/31/2023	50,000,000.00	50,000,000.00	50,000,000.00	0.00
06367D2F1	Bank of Montreal - Chicago Branch	5.430	100.0000	09/01/2023	50,000,000.00	50,000,000.00	50,000,000.00	0.00
89115BCB4	Toronto-Dominion Bank - New York Branch	5.570	100.0000	09/05/2023	50,000,000.00	50,000,000.00	50,000,000.00	0.00
06417MR23	Bank of Nova Scotia - Houston Branch	4.771	100.0000	09/29/2023	50,000,000.00	50,000,000.00	50,000,000.00	0.00
06367D4D4	Bank of Montreal - Chicago Branch	5.350	100.0000	09/29/2023	25,000,000.00	25,000,000.00	25,000,000.00	0.00
06367DBE4	Bank of Montreal - Chicago Branch	5.530	100.0000	10/05/2023	50,000,000.00	50,000,000.00	50,000,000.00	0.00
89115BKK5	Toronto-Dominion Bank - New York Branch	5.410	100.0000	10/10/2023	50,000,000.00	50,000,000.00	50,000,000.00	0.00
78015JMA2	Royal Bank of Canada New York Branch	5.590	100.0000	10/11/2023	50,000,000.00	50,000,000.00	50,000,000.00	0.00
78015JQ26	Royal Bank of Canada New York Branch	5.280	100.0000	10/23/2023	25,000,000.00	25,000,000.00	25,000,000.00	0.00
06367D4H5	Bank of Montreal - Chicago Branch	5.356	100.0000	10/30/2023	50,000,000.00	50,000,000.00	50,000,000.00	0.00
89115BJK7	Toronto-Dominion Bank - New York Branch	5.470	100.0000	11/01/2023	50,000,000.00	50,000,000.00	50,000,000.00	0.00
06367DAP0	Bank of Montreal - Chicago Branch	5.600	100.0000	11/20/2023	50,000,000.00	50,000,000.00	50,000,000.00	0.00
78015JNS2	Royal Bank of Canada New York Branch	5.470	100.0000	11/22/2023	50,000,000.00	50,000,000.00	50,000,000.00	0.00
89115BMP2	Toronto-Dominion Bank - New York Branch	5.390	100.0000	11/24/2023	50,000,000.00	50,000,000.00	50,000,000.00	0.00
78015JQJ9	Royal Bank of Canada New York Branch	5.410	100.0000	11/30/2023	50,000,000.00	50,000,000.00	50,000,000.00	0.00
78015JP68	Royal Bank of Canada New York Branch	4.945	100.0000	12/15/2023	50,000,000.00	50,000,000.00	50,000,000.00	0.00
78015JQA8	Royal Bank of Canada New York Branch	5.420	100.0000	01/03/2024	50,000,000.00	50,000,000.00	50,000,000.00	0.00
89115BNB2	Toronto-Dominion Bank - New York Branch	5.390	100.0000	01/10/2024	50,000,000.00	50,000,000.00	50,000,000.00	0.00
89115BRT9	Toronto-Dominion Bank - New York Branch	5.220	100.0000	01/24/2024	40,000,000.00	40,000,000.00	40,000,000.00	0.00
78015JVE4	Royal Bank of Canada New York Branch	5.260	100.0000	01/31/2024	50,000,000.00	50,000,000.00	50,000,000.00	0.00
89115BMG2	Toronto-Dominion Bank - New York Branch	5.740	100.0000	02/20/2024	50,000,000.00	50,000,000.00	50,000,000.00	0.00
89115BNC0	Toronto-Dominion Bank - New York Branch	5.750	100.0000	02/27/2024	50,000,000.00	50,000,000.00	50,000,000.00	0.00
06417MB9	Bank of Nova Scotia - Houston Branch	5.790	100.0000	03/15/2024	50,000,000.00	50,000,000.00	50,000,000.00	0.00
78015JWS2	Royal Bank of Canada New York Branch	5.770	100.0000	03/15/2024	50,000,000.00	50,000,000.00	50,000,000.00	0.00
06417MD5	Bank of Nova Scotia - Houston Branch	5.780	100.0000	03/18/2024	100,000,000.00	100,000,000.00	100,000,000.00	0.00
06367DAR6	Bank of Montreal - Chicago Branch	5.840	100.0000	03/22/2024	70,000,000.00	70,000,000.00	70,000,000.00	0.00
89115BPL8	Toronto-Dominion Bank - New York Branch	5.920	100.0000	03/25/2024	50,000,000.00	50,000,000.00	50,000,000.00	0.00
78015JYN1	Royal Bank of Canada New York Branch	5.900	100.0000	03/26/2024	50,000,000.00	50,000,000.00	50,000,000.00	0.00

---	---	5.484	100.0000	12/10/2023	1,535,000,000.00	1,535,000,000.00	1,535,000,000.00	0.00
CP								
CP								
Cusip	Description	Yield	Market Price	Final Maturity	Par Value	Market Value	Book Value	Net Unrealized Gain/Loss
7426M3V14	Private Export Funding Corporation	4.956	100.0000	08/01/2023	25,000,000.00	25,000,000.00	25,000,000.00	0.00
02314QV30	Amazon.com, Inc.	4.971	99.9729	08/03/2023	50,000,000.00	49,986,472.22	49,986,472.22	0.00
63763QV46	National Securities Clearing Corporation	5.273	99.9568	08/04/2023	35,000,000.00	34,984,891.67	34,984,891.67	0.00
47816GV97	Johnson & Johnson	4.942	99.8924	08/09/2023	50,000,000.00	49,946,222.22	49,946,222.22	0.00
24422MVA6	John Deere Capital Corporation	5.287	99.8703	08/10/2023	16,950,000.00	16,928,007.38	16,928,007.38	0.00
03948HVE8	Archer-Daniels-Midland Company	5.328	99.8104	08/14/2023	55,000,000.00	54,895,729.17	54,895,729.17	0.00
7426M3VF3	Private Export Funding Corporation	4.850	99.8161	08/15/2023	21,000,000.00	20,961,371.67	20,961,371.67	0.00
7426M3VF3	Private Export Funding Corporation	4.850	99.8161	08/15/2023	4,000,000.00	3,992,642.22	3,992,642.22	(0.00)
23102VVF4	Cummins Inc.	5.335	99.7958	08/15/2023	25,000,000.00	24,948,958.33	24,948,958.33	0.00
24422MVG3	John Deere Capital Corporation	5.300	99.7833	08/16/2023	15,040,000.00	15,007,413.33	15,007,413.33	0.00
03948HVH1	Archer-Daniels-Midland Company	5.409	99.7631	08/17/2023	50,000,000.00	49,881,555.56	49,881,555.56	0.00
03948HVJ7	Archer-Daniels-Midland Company	5.409	99.7483	08/18/2023	50,000,000.00	49,874,152.78	49,874,152.78	0.00
7426M5VP6	Private Export Funding Corporation	5.009	99.7006	08/23/2023	50,000,000.00	49,850,277.78	49,850,277.78	0.00
47816GVX4	Johnson & Johnson	5.182	99.5792	08/31/2023	50,000,000.00	49,789,583.33	49,789,583.33	0.00
7426M3VX4	Private Export Funding Corporation	5.012	99.5917	08/31/2023	50,000,000.00	49,795,833.33	49,795,833.33	0.00
89233HW59	Toyota Motor Credit Corporation	5.366	99.4886	09/05/2023	50,000,000.00	49,744,305.56	49,744,305.56	0.00
47816GW62	Johnson & Johnson	4.867	99.5240	09/06/2023	20,000,000.00	19,904,800.00	19,904,800.00	0.00
24422MWD9	John Deere Capital Corporation	5.352	99.3729	09/13/2023	25,000,000.00	24,843,229.16	24,843,229.16	0.00
74271UWJ5	The Procter & Gamble Company	5.075	99.3400	09/18/2023	10,000,000.00	9,934,000.00	9,934,000.00	0.00
89233HWK6	Toyota Motor Credit Corporation	5.353	99.2854	09/19/2023	40,000,000.00	39,714,166.67	39,714,166.67	0.00
7426M5WN0	Private Export Funding Corporation	4.830	99.3182	09/22/2023	50,000,000.00	49,659,111.11	49,659,111.11	0.00
89233HWR1	Toyota Motor Credit Corporation	5.376	99.1949	09/25/2023	40,000,000.00	39,677,944.44	39,677,944.44	0.00
46640QWT4	J.P. Morgan Securities LLC	5.139	99.2115	09/27/2023	100,000,000.00	99,211,500.00	99,211,500.00	0.00
7426M3WV7	Private Export Funding Corporation	5.079	99.1888	09/29/2023	100,000,000.00	99,188,750.00	99,188,750.00	0.00
63763QWV5	National Securities Clearing Corporation	5.384	99.1347	09/29/2023	25,000,000.00	24,783,666.66	24,783,666.66	0.00
63763QX36	National Securities Clearing Corporation	5.377	99.0777	10/03/2023	50,000,000.00	49,538,875.00	49,538,875.00	(0.00)
63763QX36	National Securities Clearing Corporation	5.376	99.0777	10/03/2023	25,000,000.00	24,769,437.50	24,769,437.50	0.00
63763QXC6	National Securities Clearing Corporation	5.458	98.9300	10/12/2023	25,000,000.00	24,732,500.00	24,732,500.00	0.00
63763QXJ1	National Securities Clearing Corporation	5.461	98.8408	10/18/2023	25,000,000.00	24,710,208.34	24,710,208.34	0.00
02314QXP9	Amazon.com, Inc.	4.995	98.8818	10/23/2023	25,000,000.00	24,720,451.39	24,720,451.39	0.00
7426M5XX7	Private Export Funding Corporation	5.454	98.6552	10/31/2023	25,000,000.00	24,663,805.55	24,663,805.55	0.00
74271UY61	The Procter & Gamble Company	5.179	98.6393	11/06/2023	25,000,000.00	24,659,826.39	24,659,826.39	0.00
02314QYA1	Amazon.com, Inc.	5.033	98.6309	11/10/2023	25,000,000.00	24,657,722.22	24,657,722.22	0.00
7426M3YF0	Private Export Funding Corporation	5.458	98.4336	11/15/2023	25,000,000.00	24,608,388.89	24,608,388.89	0.00
7426M3YV5	Private Export Funding Corporation	5.381	98.2500	11/29/2023	50,000,000.00	49,125,000.00	49,125,000.00	0.00
7426M4AA5	Private Export Funding Corporation	5.353	97.6600	01/10/2024	50,000,000.00	48,830,000.00	48,830,000.00	0.00
7426M2AQ4	Private Export Funding Corporation	5.357	97.4578	01/24/2024	25,000,000.00	24,364,444.45	24,364,444.45	0.00
46651VDF0	J.P. Morgan Securities LLC	5.810	100.0000	01/26/2024	50,000,000.00	50,000,000.00	50,000,000.00	0.00
7426M4AW7	Private Export Funding Corporation	5.454	97.3206	01/30/2024	25,000,000.00	24,330,138.89	24,330,138.89	0.00
7426M2AX9	Private Export Funding Corporation	5.459	97.3058	01/31/2024	50,000,000.00	48,652,916.67	48,652,916.67	0.00
78015CBV3	Royal Bank of Canada New York Branch	5.717	96.7434	02/29/2024	25,000,000.00	24,185,861.11	24,185,861.11	0.00
46640PC19	J.P. Morgan Securities LLC	5.578	96.8109	03/01/2024	50,000,000.00	48,405,458.33	48,405,458.33	0.00
46640PCR2	J.P. Morgan Securities LLC	5.782	96.3265	03/25/2024	50,000,000.00	48,163,250.00	48,163,250.00	0.00
---	---	5.274	99.0069	10/14/2023	1,631,990,000.00	1,615,622,869.31	1,615,622,869.32	(0.00)
Corporate								
CORP								
Cusip	Description	Yield	Market Price	Final Maturity	Par Value	Market Value	Book Value	Net Unrealized Gain/Loss
742651DT6	PRIVATE EXPORT FUNDING CORP	4.967	99.1537	01/15/2024	25,000,000.00	24,788,425.00	24,843,015.17	(54,590.17)
742651DT6	PRIVATE EXPORT FUNDING CORP	4.967	99.1537	01/15/2024	25,000,000.00	24,788,425.00	24,843,015.17	(54,590.17)
MM Fund								
MMFUND								
Cusip	Description	Yield	Market Price	Final Maturity	Par Value	Market Value	Book Value	Net Unrealized Gain/Loss
949921J26	ALLSPRING:GOVT MM SEL	5.250	1.0000	07/31/2023	1,000,000.00	1,000,000.00	1,000,000.00	0.00
31607A703	FIDELITY IMM:GOVT INSTL	5.260	1.0000	07/31/2023	5,000,000.00	5,000,000.00	5,000,000.00	0.00
61747C707	MORG STAN 1LQ:GV I	5.250	1.0000	07/31/2023	1,000,000.00	1,000,000.00	1,000,000.00	0.00
4812CA538	JPMORGAN:US GVT MM EMPWR	5.220	1.0000	07/31/2023	1,000,000.00	1,000,000.00	1,000,000.00	0.00
PPG34MT93	US BANK DEPOSIT ACCOUNT	5.300	1.0000	07/31/2023	200,000,000.00	200,000,000.00	200,000,000.00	0.00
---	---	5.298	1.0000	07/31/2023	208,000,000.00	208,000,000.00	208,000,000.00	0.00
Muni								
MUNI								
Cusip	Description	Yield	Market Price	Final Maturity	Par Value	Market Value	Book Value	Net Unrealized Gain/Loss
419792P76	HAWAII ST	0.422	100.0000	08/01/2023	15,000,000.00	15,000,000.00	15,000,000.00	0.00
987388GT6	YOSEMITE CALIF CMNTY COLLEGE DIST	1.140	100.0000	08/01/2023	750,000.00	750,000.00	750,000.00	0.00
757710UR7	REDONDO BEACH CALIF UNI SCH DIST	1.222	100.0000	08/01/2023	260,000.00	260,000.00	260,000.00	0.00
826239FX8	SIERRA CALIF JT CMNTY COLLEGE DIST	0.229	100.0000	08/01/2023	260,000.00	260,000.00	260,000.00	0.00
797508HV3	SAN DIEGUITO CALIF UN HIGH SCH DIST	0.275	100.0000	08/01/2023	1,000,000.00	1,000,000.00	1,000,000.00	0.00
797508JT6	SAN DIEGUITO CALIF UN HIGH SCH DIST	0.275	100.0000	08/01/2023	425,000.00	425,000.00	425,000.00	0.00
93974EXZ4	WASHINGTON ST	3.250	100.0000	08/01/2023	18,840,000.00	18,840,000.00	18,840,000.00	0.00
799017XT0	SAN MATEO CALIF UN HIGH SCH DIST	0.256	99.6000	09/01/2023	500,000.00	498,000.00	500,000.00	(2,000.00)
419792D29	HAWAII ST	0.422	99.2160	10/01/2023	3,260,000.00	3,234,441.60	3,260,000.00	(25,558.40)
419792A63	HAWAII ST	0.422	99.2160	10/01/2023	10,000,000.00	9,921,600.00	10,000,000.00	(78,400.00)
882724XJ1	TEXAS ST	0.508	99.2350	10/01/2023	4,745,000.00	4,708,700.75	4,745,000.00	(36,299.25)
93974ETF3	WASHINGTON ST	0.470	95.2870	08/01/2024	14,995,000.00	14,288,285.65	14,995,000.00	(706,714.35)
802498YY5	SANTA MONICA-MALIBU UNI SCH DIST CALIF	0.396	95.0250	08/01/2024	1,000,000.00	950,250.00	1,000,000.00	(49,750.00)
419792F84	HAWAII ST	0.713	95.4180	08/01/2024	9,000,000.00	8,587,620.00	9,000,000.00	(412,380.00)
074437HA5	BEAUMONT CALIF UNI SCH DIST	0.690	94.8660	08/01/2024	275,000.00	260,881.50	275,000.00	(14,118.50)
987388GU3	YOSEMITE CALIF CMNTY COLLEGE DIST	1.440	96.0780	08/01/2024	700,000.00	672,546.00	700,000.00	(27,454.00)
757710U55	REDONDO BEACH CALIF UNI SCH DIST	1.571	96.0030	08/01/2024	500,000.00	480,015.00	500,000.00	(19,985.00)
826239GH2	SIERRA CALIF JT CMNTY COLLEGE DIST	0.354	95.1000	08/01/2024	720,000.00	684,720.00	720,000.00	(35,280.00)
826239FY6	SIERRA CALIF JT CMNTY COLLEGE DIST	0.344	94.9300	08/01/2024	500,000.00	474,650.00	500,000.00	(25,350.00)
93974EYA8	WASHINGTON ST	3.350	98.0470	08/01/2024	13,475,000.00	13,211,833.25	13,475,000.00	(263,166.75)
419792A71	HAWAII ST	0.713	94.7990	10/01/2024	10,000,000.00	9,479,900.00	10,000,000.00	(520,100.00)
419792D37	HAWAII ST	0.713	94.7990	10/01/2024	2,500,000.00	2,369,975.00	2,500,000.00	(130,025.00)
882724KK8	TEXAS ST	0.794	94.9310	10/01/2024	5,810,000.00	5,515,491.10	5,810,000.00	(294,508.90)
802498YZ2	SANTA MONICA-MALIBU UNI SCH DIST CALIF	0.669	91.6630	08/01/2025	1,000,000.00	916,630.00	1,000,000.00	(83,370.00)
56781RK73	MARIN CALIF CMNTY COLLEGE DIST	0.763	92.2820	08/01/2025	1,065,000.00	982,803.30	1,065,000.00	(82,196.70)
419792P92	HAWAII ST	1.033	92.5210	08/01/2025	6,250,000.00	5,782,562.50	6,250,000.00	(467,437.50)
074437HB3	BEAUMONT CALIF UNI SCH DIST	1.109	91.9190	08/01/2025	500,000.00	459,595.00	500,000.00	(40,405.00)
799408ZE8	SAN RAMON VALLEY CALIF UNI SCH DIST	0.967	92.2170	08/01/2025	4,505,000.00	4,154,375.85	4,505,000.00	(350,624.15)
93974EYB6	WASHINGTON ST	3.350	97.0350	08/01/2025	10,065,000.00	9,766,572.75	10,065,000.00	(298,427.25)
419792A89	HAWAII ST	1.033	95.8920	10/01/2025	12,775,000.00	12,250,203.00	13,239,721.02	(989,518.02)
419792D45	HAWAII ST	1.033	92.0500	10/01/2025	3,660,000.00	3,369,030.00	3,660,000.00	(290,970.00)
93974EYC4	WASHINGTON ST	3.370	96.5300	08/01/2026	20,825,000.00	20,102,372.50	20,825,000.00	(722,627.50)
13063D3N6	CALIFORNIA ST	4.847	100.2730	03/01/2027	9,300,000.00	9,325,389.00	9,300,000.00	25,389.00
---	---	1.793	97.0282	11/27/2024	184,460,000.00	178,983,443.75	184,924,721.02	(5,941,277.27)

Mutual Fund
Open-End Fund

Cusip	Description	Yield	Market Price	Final Maturity	Par Value	Market Value	Book Value	Net Unrealized Gain/Loss
CLTRSF	CALTRUST	4.730	1.0086	---	93,213,169.12	94,017,200.84	94,017,200.84	(0.00)
CLTRSF	CALTRUST	4.730	1.0086	---	93,213,169.12	94,017,200.84	94,017,200.84	(0.00)

Non-US Gov
SUPRANATIONAL

Cusip	Description	Yield	Market Price	Final Maturity	Par Value	Market Value	Book Value	Net Unrealized Gain/Loss
459516LT5	INTERNATIONAL FINANCE CORP	5.117	99.3010	09/15/2023	50,000,000.00	49,685,500.00	49,685,625.00	(35,125.00)
45950VQZ2	INTERNATIONAL FINANCE CORP	0.829	97.8080	01/19/2024	25,000,000.00	24,452,000.00	24,995,508.32	(543,508.32)
45906M3C3	INTERNATIONAL BANK FOR RECONSTRUCTION AND DEVELOPM	2.540	97.8345	03/28/2024	3,895,000.00	3,810,653.78	3,887,790.88	(77,137.11)
45950VPQ3	INTERNATIONAL FINANCE CORP	0.273	94.3830	08/22/2024	25,000,000.00	23,595,750.00	24,994,009.47	(1,398,259.47)
45950VQG4	INTERNATIONAL FINANCE CORP	0.484	94.1950	09/23/2024	25,000,000.00	23,548,750.00	24,987,479.70	(1,438,729.70)
45950VQL3	INTERNATIONAL FINANCE CORPORATION	0.719	93.9970	10/29/2024	25,000,000.00	23,499,250.00	24,988,033.42	(1,488,783.42)
45950VRA6	INTERNATIONAL FINANCE CORP	1.099	93.5557	01/21/2025	25,000,000.00	23,388,925.00	24,978,730.16	(1,589,805.16)
45950VRX6	INTERNATIONAL FINANCE CORP	4.077	98.6510	02/01/2027	25,000,000.00	24,662,750.00	24,938,521.08	(275,771.08)
---	---	2.216	96.4218	09/19/2024	203,895,000.00	196,608,578.78	203,455,698.02	(6,847,119.24)

Repo
REPO

Cusip	Description	Yield	Market Price	Final Maturity	Par Value	Market Value	Book Value	Net Unrealized Gain/Loss
RP08012023532	JEFF Repo	5.320	100.0000	08/01/2023	200,000,000.00	200,000,000.00	200,000,000.00	0.00
RP08012023532	JEFF Repo	5.320	100.0000	08/01/2023	200,000,000.00	200,000,000.00	200,000,000.00	0.00

US Gov
T-BILL

Cusip	Description	Yield	Market Price	Final Maturity	Par Value	Market Value	Book Value	Net Unrealized Gain/Loss
912797GA9	UNITED STATES TREASURY	5.340	99.9854	08/01/2023	20,000,000.00	19,997,083.40	20,000,000.00	(2,916.60)
912796Y37	UNITED STATES TREASURY	5.218	99.9706	08/03/2023	10,000,000.00	9,997,061.10	9,997,177.78	(116.68)
912797GF8	UNITED STATES TREASURY	4.917	99.8980	08/08/2023	25,000,000.00	24,974,503.50	24,976,861.12	(2,357.62)
912797GF8	UNITED STATES TREASURY	4.906	99.8980	08/08/2023	25,000,000.00	24,974,503.50	24,976,909.72	(2,406.22)
912797GF8	UNITED STATES TREASURY	4.908	99.8980	08/08/2023	50,000,000.00	49,949,007.00	49,953,800.00	(4,793.00)
912797GF8	UNITED STATES TREASURY	5.113	99.8980	08/08/2023	5,000,000.00	4,994,900.70	4,995,186.92	(286.22)
912797GF8	UNITED STATES TREASURY	5.168	99.8980	08/08/2023	10,000,000.00	9,989,801.40	9,990,247.25	(445.85)
912796XY0	UNITED STATES TREASURY	5.222	99.8675	08/10/2023	25,000,000.00	24,966,875.00	24,968,000.00	(1,125.00)
912797GH4	UNITED STATES TREASURY	5.267	99.6929	08/22/2023	25,000,000.00	24,923,218.75	24,925,019.79	(1,801.04)
912796Z44	UNITED STATES TREASURY	5.263	99.6627	08/24/2023	25,000,000.00	24,915,666.75	24,917,743.06	(2,076.31)
912796Z44	UNITED STATES TREASURY	5.270	99.6627	08/24/2023	50,000,000.00	49,831,333.50	49,835,278.47	(3,944.97)
912796Z44	UNITED STATES TREASURY	5.245	99.6627	08/24/2023	50,000,000.00	49,831,333.50	49,836,033.96	(4,700.46)
912796Z51	UNITED STATES TREASURY	5.411	99.5608	08/31/2023	50,000,000.00	49,780,416.50	49,781,166.67	(750.17)
912796CR8	UNITED STATES TREASURY	5.309	99.2534	09/21/2023	50,000,000.00	49,626,708.50	49,634,500.00	(7,791.50)
912796CS6	UNITED STATES TREASURY	4.918	99.1437	09/28/2023	15,000,000.00	14,871,554.10	14,885,824.58	(14,270.48)
912796CS6	UNITED STATES TREASURY	4.919	99.1437	09/28/2023	15,000,000.00	14,871,554.10	14,885,812.50	(14,258.40)
912796CS6	UNITED STATES TREASURY	4.884	99.1437	09/28/2023	25,000,000.00	24,785,923.50	24,810,948.20	(25,024.70)
912796CS6	UNITED STATES TREASURY	4.917	99.1437	09/28/2023	25,000,000.00	24,785,923.50	24,809,586.81	(23,663.31)
912796CS6	UNITED STATES TREASURY	4.917	99.1437	09/28/2023	25,000,000.00	24,785,923.50	24,809,586.81	(23,663.31)
912797HA8	UNITED STATES TREASURY	5.282	98.9753	10/10/2023	10,000,000.00	9,897,527.80	9,900,551.39	(3,023.59)
912797HA8	UNITED STATES TREASURY	5.282	98.9753	10/10/2023	10,000,000.00	9,897,527.80	9,900,551.39	(3,023.59)
912797FA0	UNITED STATES TREASURY	4.929	98.9430	10/12/2023	50,000,000.00	49,471,500.00	49,526,750.00	(55,250.00)
912797FA0	UNITED STATES TREASURY	5.222	98.9430	10/12/2023	15,000,000.00	14,841,450.00	14,849,134.50	(7,684.50)
912797FA0	UNITED STATES TREASURY	5.355	98.9430	10/12/2023	10,000,000.00	9,894,300.00	9,896,570.00	(2,270.00)
912797HB6	UNITED STATES TREASURY	5.320	98.8707	10/17/2023	10,000,000.00	9,887,066.70	9,889,954.14	(2,887.44)
912797HB6	UNITED STATES TREASURY	5.320	98.8707	10/17/2023	10,000,000.00	9,887,066.70	9,889,954.16	(2,887.46)
912797HB6	UNITED STATES TREASURY	5.320	98.8707	10/17/2023	10,000,000.00	9,887,066.70	9,889,954.16	(2,887.46)
912797HB6	UNITED STATES TREASURY	5.320	98.8707	10/17/2023	10,000,000.00	9,887,066.70	9,889,954.16	(2,887.46)
912797FC6	UNITED STATES TREASURY	5.170	98.7411	10/26/2023	15,000,000.00	14,811,158.40	14,821,908.33	(10,749.93)
912797FJ1	UNITED STATES TREASURY	5.412	98.5306	11/09/2023	10,000,000.00	9,853,055.60	9,855,436.11	(2,380.51)
912797FJ1	UNITED STATES TREASURY	5.418	98.5306	11/09/2023	10,000,000.00	9,853,055.60	9,855,277.78	(2,222.18)
912797FW2	UNITED STATES TREASURY	5.502	97.7185	01/04/2024	25,000,000.00	24,429,625.00	24,429,332.50	292.50
---	UNITED STATES TREASURY	5.164	99.3568	09/14/2023	720,000,000.00	715,350,758.80	715,585,012.24	(234,253.44)

US Gov
US GOV

Cusip	Description	Yield	Market Price	Final Maturity	Par Value	Market Value	Book Value	Net Unrealized Gain/Loss
91282CDA6	UNITED STATES TREASURY	2.157	99.1563	09/30/2023	50,000,000.00	49,578,125.00	49,846,738.39	(268,613.39)
91282CDA6	UNITED STATES TREASURY	2.185	99.1563	09/30/2023	25,000,000.00	24,789,062.50	24,922,267.05	(133,204.55)
91282CAP6	UNITED STATES TREASURY	2.274	98.9375	10/15/2023	10,000,000.00	9,893,750.00	9,956,862.51	(63,112.51)
91282T91	UNITED STATES TREASURY	0.319	99.0938	10/31/2023	20,000,000.00	19,818,750.00	20,064,862.43	(246,112.43)
912828SK2	UNITED STATES TREASURY	2.300	99.3750	10/31/2023	10,000,000.00	9,937,500.00	10,013,964.84	(76,464.84)
91282T91	UNITED STATES TREASURY	2.617	99.0938	10/31/2023	10,000,000.00	9,909,375.00	9,975,953.58	(66,578.58)
91282CDM0	UNITED STATES TREASURY	2.495	98.4063	11/30/2023	15,000,000.00	14,760,937.50	14,903,418.96	(142,481.46)
912828SZ9	UNITED STATES TREASURY	5.025	98.5625	01/31/2024	25,000,000.00	24,640,625.00	24,694,659.60	(54,034.60)
91282CBM2	UNITED STATES TREASURY	0.219	97.1875	02/15/2024	25,000,000.00	24,296,875.00	24,987,345.45	(690,470.45)
91282CBR1	UNITED STATES TREASURY	0.287	96.8906	03/15/2024	50,000,000.00	48,445,312.50	49,988,557.42	(1,543,244.92)
912828W71	UNITED STATES TREASURY	2.395	97.8750	03/31/2024	30,000,000.00	29,362,500.00	29,947,799.46	(585,299.46)
91282CEG2	UNITED STATES TREASURY	2.358	97.9531	03/31/2024	10,000,000.00	9,795,312.50	9,993,026.45	(197,713.95)
9128286R6	UNITED STATES TREASURY	4.390	97.6875	04/30/2024	25,000,000.00	24,421,875.00	24,613,769.53	(191,894.53)
91282CCC3	UNITED STATES TREASURY	4.274	96.0156	05/15/2024	15,000,000.00	14,402,343.75	14,540,416.67	(138,072.92)
912828WJ5	UNITED STATES TREASURY	5.256	97.7500	05/15/2024	50,000,000.00	48,875,000.00	48,955,128.21	(80,128.21)
91282XT2	UNITED STATES TREASURY	2.567	97.2344	05/31/2024	10,000,000.00	9,723,437.50	9,954,315.09	(230,877.59)
91282CER8	UNITED STATES TREASURY	2.502	97.6250	05/31/2024	20,000,000.00	19,525,000.00	19,999,675.10	(474,675.10)
91282CER8	UNITED STATES TREASURY	2.563	97.6250	05/31/2024	20,000,000.00	19,525,000.00	19,989,914.38	(464,914.38)
91282CG4	UNITED STATES TREASURY	5.185	95.6563	06/15/2024	10,000,000.00	9,565,625.00	9,586,190.26	(20,565.26)
912828XX3	UNITED STATES TREASURY	2.558	96.9844	06/30/2024	25,000,000.00	24,246,093.75	24,876,398.03	(630,304.28)
912828XX3	UNITED STATES TREASURY	3.217	96.9844	06/30/2024	10,000,000.00	9,698,437.50	9,893,109.94	(194,672.44)
91282CX7	UNITED STATES TREASURY	0.439	94.6250	09/15/2024	25,000,000.00	23,656,250.00	24,982,055.67	(1,325,805.67)
91282CX7	UNITED STATES TREASURY	0.438	94.6250	09/15/2024	25,000,000.00	23,656,250.00	24,982,405.82	(1,326,155.82)
91282CFN6	UNITED STATES TREASURY	4.215	98.7656	09/30/2024	25,000,000.00	24,691,406.25	25,009,674.78	(318,268.53)
91282CDB4	UNITED STATES TREASURY	0.754	94.5313	10/15/2024	25,000,000.00	23,632,812.50	24,961,674.85	(1,328,862.35)
912828YV6	UNITED STATES TREASURY	1.747	95.1875	11/30/2024	25,000,000.00	23,796,875.00	24,920,276.14	(1,123,401.14)
912828ZC7	UNITED STATES TREASURY	0.540	93.9531	02/28/2025	10,000,000.00	9,395,312.50	10,091,459.62	(696,147.12)
912828ZF0	UNITED STATES TREASURY	0.647	92.7656	03/31/2025	25,000,000.00	23,191,406.25	24,939,808.87	(1,748,402.62)
912828ZF0	UNITED STATES TREASURY	0.619	92.7656	03/31/2025	25,000,000.00	23,191,406.25	24,950,961.43	(1,759,555.18)
91282CEH0	UNITED STATES TREASURY	2.647	96.0313	04/15/2025	10,000,000.00	9,603,125.00	9,996,437.56	(393,312.56)
912828ZL7	UNITED STATES TREASURY	0.445	92.2813	04/30/2025	15,000,000.00	13,842,187.50	14,981,859.07	(1,139,671.57)
9128284R8	UNITED STATES TREASURY	2.799	96.3125	05/31/2025	15,000,000.00	14,446,875.00	15,019,808.12	(572,933.12)
91282CAB7	UNITED STATES TREASURY	0.675	91.2344	07/31/2025	25,000,000.00	22,808,593.75	24,790,756.85	(1,982,163.10)
91282CAM3	UNITED STATES TREASURY	0.815	90.7813	09/30/2025	25,000,000.00	22,695,312.50	24,699,686.64	(2,004,374.14)
91282CAM3	UNITED STATES TREASURY	0.950	90.7813	09/30/2025	25,000,000.00	22,695,312.50	24,628,768.77	(1,933,456.27)
91282CBC4	UNITED STATES TREASURY	0.700	90.3125	12/31/2025	25,000,000.00	22,578,125.00	24,806,809.02	(2,228,684.02)
91282CBH3	UNITED STATES TREASURY	2.447	89.9844	01/31/2026	15,000,000.00	13,497,656.25	14,262,388.63	(764,732.38)
91282CBH3	UNITED STATES TREASURY	0.586	89.9844	01/31/2026	10,000,000.00	8,998,437.50	9,948,033.57	(949,596.07)
91282CBH3	UNITED STATES TREASURY	0.593	89.9844	01/31/2026	10,000,000.00	8,998,437.50	9,946,304.35	(947,866.85)

912828P46	UNITED STATES TREASURY	0.799	92.7656	02/15/2026	10,000,000.00	9,276,562.50	10,205,658.46	(929,095.96)
912828P46	UNITED STATES TREASURY	0.670	92.7656	02/15/2026	10,000,000.00	9,276,562.50	10,238,669.34	(962,106.84)
91282CBQ3	UNITED STATES TREASURY	0.591	90.0313	02/28/2026	20,000,000.00	18,006,250.00	19,953,780.59	(1,947,530.59)
91282CBT7	UNITED STATES TREASURY	0.715	90.5313	03/31/2026	25,000,000.00	22,632,812.50	25,022,937.73	(2,390,125.23)
91282CCJ8	UNITED STATES TREASURY	0.882	90.2188	06/30/2026	20,000,000.00	18,043,750.00	19,996,016.15	(1,952,266.15)
91282CCJ8	UNITED STATES TREASURY	0.906	90.2188	06/30/2026	35,000,000.00	31,576,562.50	34,968,913.52	(3,392,351.02)
91282CCW9	UNITED STATES TREASURY	0.832	89.3594	08/31/2026	25,000,000.00	22,339,843.75	24,938,591.84	(2,598,748.09)
91282CCW9	UNITED STATES TREASURY	0.902	89.3594	08/31/2026	25,000,000.00	22,339,843.75	24,885,889.59	(2,546,045.84)
91282CCZ2	UNITED STATES TREASURY	0.982	89.5938	09/30/2026	20,000,000.00	17,918,750.00	19,934,054.57	(2,015,304.57)
91282CCZ2	UNITED STATES TREASURY	2.540	89.5938	09/30/2026	15,000,000.00	13,439,062.50	14,257,598.31	(818,535.81)
91282CDG3	UNITED STATES TREASURY	2.884	90.0625	10/31/2026	10,000,000.00	9,006,250.00	9,467,968.05	(461,718.05)
912810EY0	UNITED STATES TREASURY	4.205	105.9375	11/15/2026	25,000,000.00	26,484,375.00	26,716,802.10	(232,427.10)
91282CDK4	UNITED STATES TREASURY	4.099	90.2500	11/30/2026	25,000,000.00	22,562,500.00	22,832,587.67	(270,087.67)
912810EZ7	UNITED STATES TREASURY	3.048	106.9375	02/15/2027	15,000,000.00	16,040,625.00	16,761,491.28	(720,866.28)
91282CEF4	UNITED STATES TREASURY	2.502	93.7500	03/31/2027	25,000,000.00	23,437,500.00	24,998,568.85	(1,561,068.85)
91282CEF4	UNITED STATES TREASURY	2.503	93.7500	03/31/2027	25,000,000.00	23,437,500.00	24,997,137.70	(1,559,637.70)
91282ZS2	UNITED STATES TREASURY	2.845	86.5938	05/31/2027	20,000,000.00	17,318,750.00	18,336,604.51	(1,017,854.51)
91282CEW7	UNITED STATES TREASURY	3.109	96.1719	06/30/2027	15,000,000.00	14,425,781.25	15,076,032.75	(650,251.50)
91282CEW7	UNITED STATES TREASURY	3.213	96.1719	06/30/2027	15,000,000.00	14,425,781.25	15,019,868.25	(594,087.00)
912810FA1	UNITED STATES TREASURY	3.247	107.2813	08/15/2027	15,000,000.00	16,092,187.50	16,737,100.97	(644,913.47)
912810FA1	UNITED STATES TREASURY	3.483	107.2813	08/15/2027	15,000,000.00	16,092,187.50	16,596,582.46	(504,394.96)
91282CFH9	UNITED STATES TREASURY	3.269	95.6094	08/31/2027	5,000,000.00	4,780,468.75	4,973,047.84	(192,579.09)
912810FB9	UNITED STATES TREASURY	4.003	107.0156	11/15/2027	15,000,000.00	16,052,343.75	16,226,909.34	(174,565.59)
91282CFZ9	UNITED STATES TREASURY	3.840	98.4688	11/30/2027	15,000,000.00	14,770,312.50	15,020,050.56	(249,738.06)
91282CFZ9	UNITED STATES TREASURY	4.048	98.4688	11/30/2027	25,000,000.00	24,617,187.50	24,829,716.12	(212,528.62)
91282CHK0	UNITED STATES TREASURY	4.125	99.2031	06/30/2028	25,000,000.00	24,800,781.25	24,862,797.51	(62,016.26)
---	UNITED STATES TREASURY	2.160	95.5354	07/27/2025	1,320,000,000.00	1,259,781,250.00	1,317,478,919.16	(57,697,669.16)

summary

Cusip	Description	Yield	Market Price	Final Maturity	Par Value	Market Value	Book Value	Net Unrealized Gain/Loss
---	---	3.860	95.1060	12/05/2024	13,236,936,744.95	12,887,896,677.29	13,177,600,774.60	(289,704,097.31)



COUNTY OF RIVERSIDE
TREASURER-TAX COLLECTOR
CAPITAL MARKETS

COUNTY ADMINISTRATIVE CENTER
4080 LEMON STREET,
4TH FLOOR,
RIVERSIDE, CA 92502-2205

AGENDA ITEM 6J

WESTERN RIVERSIDE COUNTY REGIONAL CONSERVATION AUTHORITY	
DATE:	October 2, 2023
TO:	Western Riverside County Regional Conservation Authority
FROM:	Alicia Johnson, Senior Procurement Analyst Jose Mendoza, Procurement Manager
THROUGH:	Anne Mayer, Executive Director
SUBJECT:	Single Signature Authority Report

STAFF RECOMMENDATION:

This item is for the Board of Directors to receive and file the Single Signature Authority report for the fourth quarter ended June 30, 2023.

BACKGROUND INFORMATION:

Certain contracts are executed under single signature authority as permitted in the Riverside County Transportation Commission and Western Riverside County Regional Conservation Authority Procurement Policy Manual adopted in March 2021. The Executive Director is authorized to sign contracts for supplies, equipment, materials, public projects, and services that are less than \$100,000 individually and in an aggregate amount not to exceed \$300,000 in any given fiscal year.

There are no contracts to report for the fourth quarter ended June 30, 2023, under the single signature authority granted to the Executive Director. The unused capacity of single signature authority for services as of June 30, 2023, is \$284,964.

Attachment: Single Signature Authority Report as of June 30, 2023

SINGLE SIGNATURE AUTHORITY
AS OF JUNE 30, 2023

CONTRACT #	CONSULTANT	DESCRIPTION OF SERVICES	ORIGINAL CONTRACT AMOUNT	PAID AMOUNT	REMAINING CONTRACT AMOUNT
AMOUNT AVAILABLE July 1, 2022			\$300,000.00		
23007	Osborne Biological Consulting	Provide expertise and research on the Quino Checkerspot Butterfly	15,036.00	0.00	15,036.00
No Contracts to report for fourth quarter					

AMOUNT USED	15,036.00
AMOUNT REMAINING throughJune 30, 2023	\$284,964.00

Alicia Johnson
Prepared by

Matthew Wallace
Reviewed by

Note: Shaded area represents new contracts listed in the fourth quarter.

AGENDA ITEM 6K

WESTERN RIVERSIDE COUNTY REGIONAL CONSERVATION AUTHORITY	
DATE:	October 2, 2023
TO:	Western Riverside County Regional Conservation Authority
FROM	Ariel Alcon Tapia, Public Affairs Manager
THROUGH:	Anne Mayer, Executive Director
SUBJECT:	Quarterly Public Engagement Metrics Report, April - June 2023

STAFF RECOMMENDATION:

This item is for the Board of Directors to receive and file report summarizing the Quarterly Public Engagement Metrics.

BACKGROUND INFORMATION:

The Public Affairs staff continues to increase public awareness of the RCA's habitat conservation efforts and the MSHCP. This quarterly metrics report highlights progress toward public outreach goals, offers insight into audiences and their behaviors, and guides future outreach activities.

The report provides a comparative analysis utilizing data from the second quarter and first quarter of 2023. Metrics include overall public sentiment, social media data, *The Vista* e-newsletter activity, and website analytics.

The data is summarized below and in the attached one-page dashboard graphic.

Social Media

Social media followers increased across on Facebook, Instagram, and X (formerly known as Twitter) during the quarter. Reach and engagement decreased on nearly all platforms compared to last quarter. This decrease is a result of the high-profile poppy bloom event that occurred at Walker Canyon in the previous quarter. The poppy bloom event provoked higher levels of engagement, reach, and content visibility.

1. **Overall Social Media Sentiment:** Public sentiment was consistently positive through the second quarter of 2023. Posts that highlighted the Species Spotlight series fared the best, producing increased engagement and reach. Social media posts showcasing RCA's participation during the 2023 Soboba Earth Day event also performed very well.
2. **Facebook:** At the end of the second quarter, the Facebook page had amassed 2,672 followers, representing a significant 27% increase from the previous quarter. Engagement, such as likes, comments and shares, dropped 78% and reach fell 72% from last quarter.

3. **Instagram:** Followers grew by 20% this quarter. Engagement increased 18%, from 2,238 to 2,643 and reach decreased by 26%. Paid ads helped drive engagement levels during this quarter.
4. **X (formerly known as Twitter):** The X page had a 10% gain in followers. Engagement decreased by 39%. Impressions also experienced a modest decrease of 18%.

The Vista E-Newsletter

Public Affairs staff continues to publish engaging and public interest stories for **The Vista** newsletter that helps educate the public about the RCA's responsibilities and the MSHCP's benefits to habitat protection, community, and infrastructure development. At the end of June, there were 1,870 subscribers, a 0.1% decrease from the previous quarter. On average, 32% of subscribers opened **The Vista** and 5% clicked on links.

Website

Website sessions decreased this past quarter. These decreases are due in large part to last quarter's Walker Canyon poppy bloom event that created an influx of website visitors.

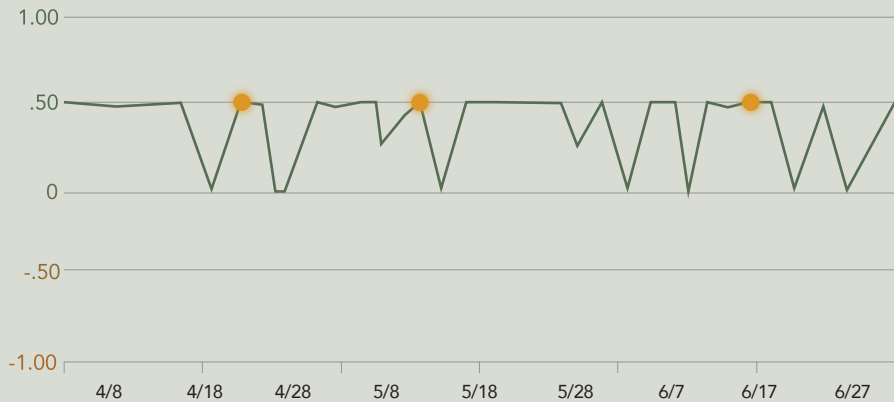
1. From April to June, there were 11,766 website sessions, a 10% decrease from last quarter. Of these sessions, 8,280 were unique users – representation a 7% decrease.
2. Most visitors (56%) accessed the website organically through a search engine. Direct website visits (typing in the URL) accounted for 30% of sessions. Other users accessed the website via email newsletter links or referrals (8%) and social media (6%).
3. 54% of all website visits occurred on a desktop computer with the remaining 46% of users accessing the website via mobile device such as a smartphone or tablet. During the previous quarter, slightly more users were accessing the website via mobile devices.
4. The homepage was the most frequently visited webpage, followed by the RCA Maps, Existing Reserves, and Document Library pages.

FISCAL IMPACT:

This item is for informational purposes only. There is no fiscal impact.

Attachment: RCA Public Engagement Metrics, April - June 2023

Overall Social Media Sentiment



4/20 (+): Positive engagement on post highlighting RCA's Soboba Earth Day Event participation.
5/10 (+): Positive sentiment and high level of engagement on the Species Spotlight post.
6/14 (+): Positive engagement on post showcasing recreational area.

The Vista



Subscribers
1,870

**Average
Open**
32%

**Average
Click**
5%

Web

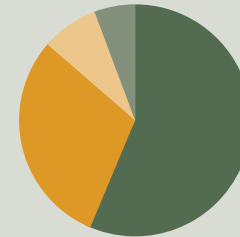
11,766
Number of
Sessions

-10%

8,280
Number of
Unique Users

-7%

Top Channels



- Organic (56%)
- Direct (30%)
- Referral/Email (8%)
- Social (6%)

Top Pages Visited

- Home Page
- RCA Maps
- Existing Reserves
- Document Library

Desktop vs. Mobile Users



Social Media



Followers
2,672

+27%

Engagement
8,252

-78%

Reach
11,777

-72%



Followers
129

+10%

Engagement
184

-39%

Impressions
2,581

-18%



Followers
592

+20%

Engagement
2,643

+18%

Reach
13,321

-26%

*Reach and engagement decreased as result of the high-profile poppy bloom event that occurred at Walker Canyon in the previous quarter.

AGENDA ITEM 6L

WESTERN RIVERSIDE COUNTY REGIONAL CONSERVATION AUTHORITY	
DATE:	October 2, 2023
TO:	Western Riverside County Regional Conservation Authority
FROM:	Zack West, Reserve Management/Monitoring Manager
THROUGH:	Anne Mayer, Executive Director
SUBJECT:	Consultant Reports – Fiscal Year 2023 Fourth Quarter

STAFF RECOMMENDATION:

This item is for the Board of Directors to receive and file the consultant reports for Fiscal Year 2023 Fourth Quarter.

BACKGROUND INFORMATION:

The RCA receives quarterly reports from three consultants that support the RCA in its Joint Project Reviews, species monitoring, and land management roles as required by the Western Riverside County Multiple Species Habitat Conservation Plan. The consultants are Dudek, Santa Ana Watershed Association, and Riverside County Regional Parks and Open-Space District, respectively.

Attached to this staff report are the most current quarterly reports (April 1, 2023 to June 30, 2023).

FISCAL IMPACT:

This item is for informational purposes only. There is no fiscal impact.

Attachments:

- 1) Dudek
- 2) Santa Ana Watershed Association
- 3) Riverside County Regional Parks and Open-Space District

CONSULTANT REPORT DUDEK FISCAL YEAR 2022/2023 FOURTH QUARTER REPORT

Report Covers Period: April 1, 2023 to June 30, 2023

Services Provided During Current Work Period:

Joint Project Reviews

As part of our ongoing duties related to Western Riverside County Multiple Species Habitat Conservation Plan (MSHCP) implementation for the Western Riverside County Regional Conservation Authority (RCA), Dudek continued to provide review of biological reports, analysis, and submittals related to Joint Project Reviews (JPRs) by Permittees (e.g., cities, County, etc.). Dudek reviewed, provided comments, and completed JPRs for Permittees during this reporting period.

During the fourth quarter, the following number of JPRs were completed: one in May. No JPRs were completed in April or June by Dudek staff; however, Dudek staff provided support for the following number of JPRs completed by RCA staff: two in April and three in June. This number only reflects those that were completed and finalized. There are many JPRs that are in process across any given quarter with all responses to Permittees occurring within 14 days.

Permittee Support

Dudek assists the RCA in providing training and support to Permittees on MSHCP implementation; however, no training sessions were conducted this quarter. MSHCP implementation training for Permittees is ongoing and being performed by the RCA.

Monthly meetings with the Riverside County Environmental Programs Department (EPD) are ongoing. These meetings are a forum to discuss upcoming or ongoing County Habitat Acquisition and Negotiation Strategy (HANS)/JPRs, conservation criteria, and other Permittee requirements to facilitate MSHCP consistency. RCA and EPD meetings in which Dudek attended this quarter were held on April 4 and May 3, 2023. Dudek did not attend the June 7, 2023 meeting.

Additional separate meetings or conference calls were held with RCA, Dudek, Wildlife Agencies, Permittees and/or applicants and their consultants including, but not limited to, Beaumont Pointe Specific Plan JPR, HANS 22-01 Sandalwood Travel Center JPR, HANS 190040/PPT 190036 Morgan Estates Winery JPR, LR21-1000/MS Mountain View JPR, South Perris Industrial JPR, Ethanac Road Bridge JPR, LEAP 2020-03 Mission Trails JPR, HANS 1995/TTM38163 Keller Crossing JPR, and Temescal Valley Commerce Center JPR.

Dudek also has calls with applicants and/or their consulting biologists for projects regarding MSHCP implementation and compliance questions. Dudek fields questions on an ongoing basis related to new projects, ongoing projects, and/or past projects, both inside and out of the criteria area. Dudek also provides assistance regarding how the MSHCP review process works in coordination with the CEQA process.

Pre-Application Meetings

Dudek did not attend the Pre-Application Meetings with the U.S. Army Corps of Engineers, Regional Water Quality Control Board, California Department of Fish and Wildlife (CDFW) and U.S. Fish and Wildlife Service (USFWS) staff during the fourth quarter.

However, in this reporting period, Dudek provided documentation and support to CDFW and USFWS related to ongoing projects and questions on MSHCP implementation and conducted a site visit with CDFW and USFWS for Temescal Valley Commerce Center JPR.

Wildlife Agency Coordination and Meetings

Dudek attended two monthly meetings, April 20 and May 18, 2023, with USFWS and CDFW staff hosted by the RCA. Duties included coordinating with attendees and review of materials ahead of the meeting.

Participating Special Entities

Dudek staff provided support and coordination during this quarter related to pending and existing Participating Special Entities (PSEs) that included the following: SCE's Canal 33kV Project and Saddleback 33kV, Southern California Gas L2001W-D Badlands Hydrostatic Test Project, and the Rancho California Water District Vail Lake Dam Project. This included additional separate meetings or conference calls that were held with RCA, Dudek, Wildlife Agencies, PSE applicants and their consultants.

Criteria Refinements

There was no action taken on pending Criteria Refinements (CR) for this quarter.

RCA and Management Support

Dudek staff provided various forms of analysis and provided staff support by attending meetings, conference calls, and conducting research related to ongoing and past projects. During this reporting period, Dudek was involved in discussions on various projects, particularly those with substantial issues. Dudek works closely with Tricia Campbell (Regional Conservation Deputy Director) and other RCA staff to assist with past and ongoing JPRs, PSEs, and Criteria Refinements, as well as develop report templates and checklists, facilitate Permittee and biological consultant coordination and training, train new staff, and ensure consistency with MSHCP implementation procedures, including Reserve Assembly (Cell/Cell Group/Subunit) analysis standards. In addition to all the aforementioned coordination, RCA and Dudek hold regular monthly meetings.

**CONSULTANT REPORT
SANTA ANA WATERSHED ASSOCIATION (SAWA)
MSHCP BIOLOGICAL MONITORING PROGRAM (BMP)
FISCAL YEAR 2022/2023 FOURTH QUARTER REPORT**

Report Covers Period: April 1, 2023 to June 30, 2023

Services provided during current work period:

Administrative Summary

- Supervisor reviewing 2023 survey protocols.
- Job announcement (Field Biologist) recruitment ongoing.
- Three biologists took the USFWS Delhi Sands Flower-loving Fly (DSF) exam on June 21, one passed.

Biological Monitoring

Avian

- **2022 Avian Projects:**
 - **Tricolored Blackbird (TRBL):** 2022 Survey Report complete.
 - **Turkey Vulture (TUVU):** 2022 Survey Report complete.
 - **Burrowing Owl Pair Count (BUOW):** Summary Report and maps are complete.
- **2023 Avian Projects:**
 - **Burrowing Owl (BUOW):** Trail camera surveys indicate just one pair with four young nestlings at the Nuevo Donation site San Jacinto Wildlife Area (SJWA; Core Area). At Skunk Hollow and Johnson Ranch (Lake Skinner/Diamond Valley Lake Core Area), there are two breeding pairs plus an additional unpaired bird. No nestlings have been detected here, but behavior suggests they may have eggs.
 - **Cactus Wren (CACW):** Surveys are complete. We detected them within the Wilson Valley, Aguanga, and Lake Skinner Core Areas.
 - **Riparian Birds:** Surveys ongoing:
 - Least Bell's Vireo detected in 6 of 8 Core Areas, successful reproduction in 5 of 8.
 - Yellow Warbler detected in 6 of 9 Core Areas, successful reproduction in 3 of 9.
 - Yellow-breasted Chat detected in 4 of 5 Core Areas, successful reproduction in 3 of 5.

- Cooper's Hawk detected in 5 of 10 Core Areas, but we've detected them in additional Core Areas within current reporting period.
- Willow Flycatcher, likely migrant, detected in 1 of 6 Core Areas, no reproduction detected.
- Downy Woodpecker detected in 3 of 5 Core Areas.
- Tree Swallow detected in 4 of 6 Core Areas.
- Western Yellow-billed Cuckoo not detected.
- **White-tailed Kite (WTKI):** Surveys are ongoing, and we'll be starting the fifth and final round of surveys in July. Detections on transects have occurred at Prado and at the San Jacinto WA. The nest at Prado apparently failed, although there is a new nest there now. The nest at San Timoteo Canyon fledged young and that pair appears to be renesting.

Herpetofauna (Reptile and Amphibian)

- **2022 Herpetofauna Projects**

- **Southwestern Pond Turtle (CLMA):**
 - Southwestern Pond Turtle (CLMA) Survey Report complete.

- **2023 Herpetofauna Surveys**

- Updated amphibian identification guide and provided to Ana Sawyer for Riverside County Parks and Open Space District (Parks) employees.
- Researched and created snakeskin identification guide for biologists to utilize.
- Researched Southwestern Pond Turtle notching identification systems for potential use in our program.
- Artificial Cover Surveys:
 - RCA Alberhill/Rice Canyon (April 11)
 - North Mountain (April 18)
 - No covered species found under boards.
- Arroyo Toad surveys preparation.
 - 2023 Arroyo Toad report draft in progress.
 - Updated Arroyo Toad survey tracking spreadsheet.
 - Updated Arroyo Toad 2023 survey GIS shapefile.
 - Making maps for arroyo toad surveys for biologists.
 - Researching current Arroyo Toad literature.
- Arroyo Toad surveys in May - Surveyed 22 stream segments (250 m) at 3 Core Areas (San Juan Creek, Bautista Creek, and Arroyo Seco).
 - Surveyed new RCA Boonklun property.
 - Surveyed 5 stream segments (250 m) at San Juan Creek.
 - Surveyed 7 stream segments (250 m) at Bautista Creek.
 - None found
 - Surveyed 7 stream segments (250 m) at Arroyo Seco.

- Found an estimated 13,911 Arroyo Toad tadpoles in Arroyo Seco Core Area.
 - Surveyed 3 stream segments (250 m) at RCA Boonklun property.
 - Found an estimated 110 arroyo toad tadpoles at RCA Boonklun property.
 - Arroyo Toad surveys in June - Surveyed 42 stream segments (250 m) in 2 Core Areas (San Juan Creek and Bautista Creek).
 - Surveyed 4 stream segments (250 m) at San Juan Creek.
 - Found 3,123 arroyo toad tadpoles at San Juan Creek
 - Surveyed 38 stream segments (250 m) at Bautista Creek.
 - None found
- Note: Bautista Creek is the only Core Area with historic Arroyo Toad observations that has no Arroyo Toad observations in 2023 (post Fairview Fire).*
- See Vernal Pool section for Western Spadefoot Toad (SPHA) surveys.

Vernal Pool Surveys (VP)

- **April 2023:**

- Planned vernal pool surveys (making maps, sending information to biologists, and contacting landowners, update tracking spreadsheet).
- Sent VP survey information to landowners [Parks, Estelle Mountain, Bureau of Land Management (BLM), and Southwestern Riverside County Multi Species Reserve (MSR)].

RCA properties surveyed:

- Anheuser Busch Phase 8 - Found SPHA tadpoles and metamorphs.
- Shiang - Found SPHA tadpoles.
- Mc Elhinney/Stimmel - Found SPHA tadpoles.
- El Sol Vineyard Hill Donation - Found SPHA tadpoles.
- Winchester 700 Reed Valley/Anza – Found SPHA tadpoles.
- M Family Estate - Found SPHA egg mass and tadpoles.
- KB SJ River Donation - No Covered Species detected.
- Benton 36 acres/Yoo - No Covered Species detected.
- RCTC Dilworth Donation - No Covered Species detected.
- RCTC Dilworth Donation #2 - No Covered Species detected.

RCA properties scouted:

- French Valley Donation - SPHA tadpoles found in water filled pools, but then pools dried out and found dead tadpoles.
- Fleming French Valley Phase 2 - SPHA tadpoles found in water filled pools, but then pools dried out and found dead tadpoles.
- Winchester 700 Reed Valley/Anza - Found SPHA egg mass.
- Winchester 700 Murrieta - Dry pools.
- RCTC Hemet Donation - Dry pools.
- Wilhelm Ranch - Dry pools.

- Warren Rd Partners Phase 2 - Dry pools.
- Cornerstone Donation - Dry pools.
- Bautista Canyon - No Covered Species detected.

Other non-RCA locations surveyed:

- San Timoteo (Parks-owned property) - Found SPHA tadpoles.
- MSR – Found SPHA tadpoles.
- Lake Mathews/Estelle Mountains Reserve – Found SPHA tadpoles and metamorphs.
- Potrero - Found SPHA tadpoles.
- Santa Rosa Plateau (SRP) - Found Santa Rosa Fairy Shrimp.
- Property adjacent to Potrero USA 545 (North Mountain) - Found SPHA tadpoles.
- Box Springs (Parks-owned property) - Found SPHA tadpoles.

Survey Summary:

- 40 surveys.
- 36 unique pools.
- 43 pools scouted.
- SPHA found in 22 unique pools.
- SPHA found in 7 Core Areas (Badlands, Highgrove, Vail Lake/Aguanga, Lake Mathews/Estelle Mountains, Lake Skinner/Diamond Valley, Murrieta, and Potrero).

• **May 2023:**

RCA properties surveyed:

- Anheuser Busch Phase 8 - Found SPHA Tadpoles.
- Shiang - SPHA tadpoles.
- Mc Elhinney/Stimmel - Found SPHA tadpoles and metamorphs.
- Winchester 700 Reed Valley - No Covered Species detected.
- Cordova - Found SPHA tadpoles.
- Benton 36 acres/Yoo - No Covered Species detected.

RCA properties scouted:

- Winchester 700 Reed Valley/Anza - Dry pools.
- Benton 36 acres/Yoo - Dry pool.

Other non-RCA locations

- San Timoteo (Parks-owned property)- No covered species detected.
- MSR - Found SPHA tadpoles during other surveys, data collected as an incidental.
- Santa Rosa Plateau - No covered species detected.
- Box Springs (Parks-owned property) - found SPHA tadpoles.
- (San Bernardino National Forest (SBNF) - No covered species detected.

• **June 2023:**

- Surveyed the RCA property of EL Sol Vineyard Donation on June 9. We had to cut the survey short due to cow presence. We found Riverside Fairy Shrimp (STWO) still present in the pool.

Mammals

- **2022 Mammal Projects**

- 2022 Los Angeles Pocket Mouse (LAPM) Report complete.

- **2023 Mammal Projects**

- **Los Angeles Pocket Mouse:**

- LAPM 2023 trapping: Habitat and occupancy protocols approved. Badland/San Timoteo Core Area scouted. Pre-survey training via PowerPoint held on May 3. Habitat surveys and grid installation started on May 8.
- Trapped the weeks of May 15, and May 22 at Badlands/San Timoteo Core Area. No LAPM captured. Covered Species captured include San Diego Desert Woodrat and Northwestern San Diego Pocket Mouse. Other species captured: Gilbert's Skink, Western Toad, Deer Mouse, Western Harvest Mouse, California Vole.
- Badland/San Timoteo Core Area LAPM trapping in June complete. No LAPM captured. Covered Species captured in June: Dulzura Kangaroo Rat. Other species captured: Big-eared Woodrat, Deer Mouse, Western Harvest Mouse.
- Prepped for Potrero Valley Core Area scouting and habitat surveys/grid install in progress.
- Surveys dates (begin/end) We will start trapping this Potrero Valley Core Area the weeks of July 10 and 17.
- Volunteer coordination/requests potentially for Potrero trapping.

- **SR 60 Wildlife Undercrossing:**

- **April 2023:**

- MV (Moreno Valley)-East Undercrossing: Bobcat, California Ground Squirrel, Coyote, Northern Rough-winged Swallow, Desert Cottontail, Humans (Workers and Public).
- MV-West Undercrossing: American Badger, Coyote, Mule Deer, Humans (Workers), unidentified bird.

- **May 2023:**

- MV East Undercrossing: Bobcat, California Ground Squirrel, Coyote, Northern Rough-winged Swallow, Northern Raccoon, Humans (Workers and Public),
- MV-West Undercrossing: Coyote, Humans (Workers), unidentified bird. (Potential access issue to MV cameras due to Southern California Edison [SCE] lock on one gate and crew was locked in by Skanska).

- **June 2023:**

- MV-East Undercrossing: Bobcat, California Ground Squirrel, Coyote, Northern Rough-winged Swallow, Desert Cottontail, Humans (Workers and Public),
- MV-West Undercrossing: American Badger, Coyote, Mule Deer, Humans (Workers), unidentified bird. These species are a result of going through camera data somewhat quickly.

- **Clinton Keith Wildlife Undercrossing Camera Trapping:** Species detected:
 - Coyote, Bobcat, Mule Deer, Humans (Workers).
- **Clinton Keith Wildlife Overcrossing Camera Trapping:** Species detected:
 - Coyote, Greater Roadrunner, Common Raven, California Ground Squirrel, Desert Cottontail, Humans (Workers and Public).
 - 2022 Clinton Keith Summary Report complete.

Rare Plants

- **2022 Rare Plant Projects**
 - The 2022 Rare Plant Report (RP) is complete.
 - The 2022 Brand's Phacelia (PHST) Habitat Enhancement Study Report is under revision.
- **2023 Rare Plant Projects**
 - **Brand's Phacelia:** We surveyed the population again in April to see how the plants were doing. The plants were senescing and fruiting. We observed very low Stinknet cover following the Parks Management team's treatments in the river bottom.
 - **California Beardtongue:** We found 7 individuals in Garner Valley, SBNF.
 - **California Orcutt Grass:** We found 100-250 individuals in a vernal pool on Mesa de Burro at SRP.
 - **Coulter's Goldfields:** Scouted and found at SJWA entrance off Davis Road.
 - **Jaeger's Milk-vetch:** We found a total of 7 individuals in the Potrero Unit of SJWA over two surveys, a few of which were flowering and fruiting adults and the rest were vegetative seedlings.
 - **Johnston's Rock Cress:** Surveyed Garner Valley, SBNF but did not find it.
 - **Little Mousetail:** We surveyed at Harford Springs Reserve and reconfirmed the small population of about 85 individuals. The plants are very tiny but were flowering. We also surveyed RCTC Chen Donation (RCA property) and found a healthy population of an estimated thousands of individuals in the understory and open patches of the grass fields. We found Little Mousetail at SRP in the vernal pool on Mesa de Colorado for the first time since 2009 (May 9).
 - **Long-spined Spineflower:** We surveyed in Garner Valley, SBNF and found at least 1,000 fruiting individuals. We surveyed at MSR and found a small population of about 75 individuals east of Lake Skinner.
 - **Many-stemmed Dudleya:** Surveyed Lake Matthews/Estelle Mountain Reserve via Dawson Canyon Road and found an estimated 200 healthy individuals.
 - **Mud Nama:** We scouted the known occurrences at SJWA, but all the points were underwater due to Mystic Lake flooding from the heavy winter rains. We checked Mystic Lake again after the water receded some, but the survey points were still under water. We will keep an eye on the flood conditions.

- **Munz's Mariposa Lily:** We surveyed in Garner Valley, SBNF and found 9 individuals off of Fobes Ranch Road. In another part of Garner Valley, we found an estimated 150 individuals. We found at least 1,000 individuals in Fobes Canyon (SBNF). We found at least five hundred plants off Highway 74 at Keen Station. We found 42 individuals at Keen Summit in SBNF.
- **Palmer's Grapplinghook:** Surveyed Elsinore Peak but did not find any. Abundant at Cleveland National Forest (CNF) at Woodchuck Road.
- **Palomar Monkeyflower:** Surveyed Elsinore Peak and found 25 individuals. Also found a robust population (over 80 individuals) in CNF at Woodchuck Road. We incidentally saw this species while conducting surveys for Quino Checkerspot Butterfly at RCA Bautista Canyon property. We also heard from botanist Scott White that he too found individuals in the same area while doing his surveys. We conducted an inventory survey and originally counted 25 individuals. We continued inventory surveys and estimate an additional 400 individuals widely spread on RCA Bautista Canyon property. This is the first time this species has been documented at this site. We believe that the combination of the Fairview Fire and heavy winter rains contributed to this species germinating at this site.
- **Parry's Spineflower:** We surveyed RCA Goodhart property, but did not find it. We surveyed at RCA Wilson Creek CB property, Shipley Road at MSR, RCA So Cal Gas La Paloma Donation property, and Bogart County Park and counted at least 1,000 individuals at each of these sites. This species is now back in compliance with the species objective requirement in Table 9-3 of the MSHCP (9-3) (10 localities with 1,000 individuals each). We also surveyed east of Lake Skinner at MSR and reconfirmed a small population of about 25 individuals.
- **Peninsular Spineflower:** We surveyed at Garner Valley in SBNF, but did not find any individuals. We also surveyed in SBNF off of Highway 74 and Fobes Road but did not find any individuals. We surveyed BLM land (North Mountain), but did not find any individuals. We found and counted to 1,000 individuals of this species on BLM land in Anza (off Highway 371) to meet the 9-3 objectives for this species. We also surveyed the RCA Corona Canyon Donation property and found a small patch of 9 individuals, with more plants spreading out onto the adjacent property past the conservation boundary.
- **Prostrate Spine Flower:** Abundant at CNF at Woodchuck Road.
- **San Jacinto Valley Crownscale:** We surveyed at the RCA KB SJ River Donation property but did not find any. We also surveyed at the SJWA along Davis Road twice and did not find any.
- **Smooth Tarplant:** We surveyed at Harford Springs County Park and potentially found 100 individuals. The plants did not have flowers yet so we could not definitively identify to species. We will plan to resurvey in a few weeks to confirm the

ID. We found a healthy population of at least 1,000 individuals along Potrero Creek in SJWA Potrero unit.

- **Spreading Navarretia:** We found several hundred individuals in a vernal pool on Mesa de Burro at SRP. We found an estimated 2,000 fruiting individuals at the RCA KB SJ River Donation property. We found 64 individuals at the RCA KB Coastal #3 property. We conducted three surveys at SJWA along Davis Road, as well as one survey by the SJWA main offices, and did not find any at either location. The Davis Road area is now covered in dense Stinknet, likely negatively affecting Spreading Navarretia from germinating as well as affecting San Jacinto Valley Crownscale and Davidson's Saltscale which are also known to occur in this area. Management of the Stinknet is recommended.
- **Thread-leaved Brodiaea:** We surveyed at the RCA KB SJ River Donation property but did not find any. We surveyed at RCA Perris Donation property and RCA Conatser Conservation Easement but did not find any plants. Found 61 individuals at SJWA along Davis Road.
- **Vail Lake Ceanothus:** Found a large (~300 individuals), dense population in CNF at Woodchuck Road.
- **Vernal Barley:** We surveyed RCA RCTC Chen Donation property in Hemet and found large fields of Vernal Barley mixed with non-native barley species. Found a population at SJWA off South Contour Road.
- **Wright's Trichocoronis:** Surveyed at Mystic Lake with no detections. We surveyed the area next to the square holding pond at SJWA again but did not find anything. The habitat is poor for this species and the ground is likely too dry for germination.
- Botany Field Biologist began making a guide to grasses in the Plan Area to assist with upcoming habitat surveys for Los Angeles Pocket Mouse.

Invertebrates

- **2022 Quino Checkerspot Butterfly (QCB):**

- 2022 Report complete.

- **2023 Quino Checkerspot Butterfly:**

- **April 2023**

- **RCA properties surveyed:**

- Warm Springs Core Area - No QCB.
 - Anheuser Busch Phase 1
- Wilson Valley Core Area - No QCB.
 - Cordova Phase 1.
 - Cordova Phase 2.
 - Winchester 700 Reed Valley/Anza.
- Silverado/Tule Peak Core Area.
 - Winchester 700 Reed Valley/Anza - QCB detected.

- Brown Canyon Satellite Occurrence Complex - No QCB.
 - Bautista Canyon.

Other non-RCA Areas Surveyed:

- Johnson Ranch/Lake Skinner Core Area.
 - MSR - QCB detected.
- Oak Mountain Core Area.
 - USA 951 (BLM) - QCB detected.
 - USA917 (BLM) - No QCB.
- Sage Core Area.
 - USA 915 (BLM) - No QCB.
- Wilson Valley Core Area.
 - USA 581 (BLM) - No QCB.
- Aguanga Satellite Core Complex - No QCB.
 - USA 583 (BLM) - No QCB.
- San Bernardino National Forest - No QCB.
 - Baisley Creek and near Hog Lake
- Silverado/Tule Peak Core Area.
 - USA 580 (BLM) - QCB detected.
 - USA 579 (BLM) - No QCB.

In summary, adult QCB was detected at the MSR, BLM land USA 951 at Oak Mountain, Winchester 700 Reed Valley/Anza, and BLM land USA 580 at Anza.

May 2023:

RCA properties surveyed:

- Wilson Valley Core Area- No QCB.
 - Winchester 700 Reed Valley/Anza.
- Silverado/Tule Peak Core Area.
 - Winchester 700 Reed Valley/Anza - QCB detected.
 - Reden Phase 1 - No QCB.
- Aguanga Satellite Core Complex - No QCB.
 - Mustang Lane.

Other non-RCA Areas Surveyed:

- Johnson Ranch/Lake Skinner Core Area
 - MSR - No QCB.
- Oak Mountain Core Area.
 - USA 915 (BLM) - No QCB.
 - San Bernardino National Forest - No QCB.
 - Near Jim Truck Trail and Hog Lake - No QCB.
 - Garner Valley - No QCB.
- Silverado/Tule Peak Core Area.
 - USA 580 (BLM) - QCB detected.

- USA 579 (BLM) - No QCB.

In summary, adult QCB was detected at two locations in Silverado/Tule Peak Core Area.

June 2023:

Areas surveyed:

- San Bernardino National Forest - No QCB.
 - Hurkey Creek Area.
 - Near Jim Truck Trail.
 - Near Hog Lake.
 - Garner Valley.
 - Near 74 and 371.
- Silverado/Tule Peak Core Area.
 - USA 579 (BLM)- No QCB.

In summary: QCB was not detected in June. Last QCB survey was done on June 23.

- ***2022 Delhi Sands Flower-loving Fly (DSF):***
 - 2022 report complete.
- ***2023 Delhi Sands Flower-loving Fly (DSF) Surveys:***
 - 2023 protocol complete.
 - Transects at Teledyne have been setup. Three scouting surveys have been conducted in May and 8 scouting surveys in June. No DSF observed yet.
 - Insect study day at Teledyne on May 26.
 - We downloaded the HOBO® data twice.
 - Three field biologists took the USFWS DSF test and one passed. We now have four permitted biologists to conduct surveys.

Data/GIS

• ***Data***

2022 Datasets Status:

Datasets QC'd and certified: All datasets QC'd, certified, and assembled for Managers' Dataset.

Database – Other:

- Database Manager created and distributed a Covered Species incidental sighting reporting form in Survey 123 for Parks employee use.
- Imported Survey 123 Incidentals data (Parks and BMP) from app into BMP database through May 1.
- Imported LAPM vegetation data, cleared by Mammal Lead, through May 10.
- Working on consolidating USGS Mountain Yellow-legged Frog data for Herps Lead.
- Imported LAPM trapping data, cleared by Mammal lead, through June 16.

Data Requests:

- Caltrans request for Santa Ana River symposium and Wildlife Society Conference posters.
- Parks request for 2022 survey results at properties that were acquired through Clean Water Act 404 Permits and Endangered Species Act Section 7 Consultations.
- Queried CLMA pit tags for Santa Rosa Plateau Reserve Manager.
- Queried SPHA surveys water quality data for Herps Lead.
- QCB 2022 preliminary data sent to USFWS.

Collaborations

- Leads monthly meeting held on April 5, May 3 and June 1.
- All hands meeting held on June 1.
- Manager attended RCA meeting on April 4, May 4 and June 1.
- MSHCP Monthly Coordination Meeting held on April 13 with a talk titled “Reinforcing the Quino Checkerspot Butterfly (*Euphydryas editha quino*) Metapopulation in the San Diego National Wildlife Refuge” by Spring Strahm (Wild Spring Ecology).
- MSHCP Monthly Coordination Meeting held on May 11 with a talk titled “An Annual Snapshot of the Santa Ana River: 15+ Years of Riverwalk Surveying” by Ian Achimore (SAWPA).
- MSHCP Monthly Coordination Meeting held on June 8 with a talk titled “Investigating factors limiting the distribution of native fishes within the Santa Ana River, California” by Brock M. Huntsman (USGS).
- Coordination continuing with CA Department of Fish and Wildlife staff at the San Jacinto Wildlife Area regarding management for BUOW reporting.
- Mammal Taxa Lead in contact with Scott Sewell regarding our presence at Potrero Valley, and Jonathan Reinig regarding camera data.
- Coordination, as needed, with Parks and Caltrans regarding SR-60 - MV undercrossing cameras.
- DSF Survey Lead corresponded with Sarah Bell of the Department of Transportation about where DSF may or may not be found.
- Sending VP survey information to landowners (Parks, Estelle Mountain, BLM, and MSR).
- Communicated with Kalee Koeslag and Kim Klementowski for QCB surveys.
- QCB Volunteers: Kim Klementowski from CNLM (went out once to MSR and once to Anza) and Scott Quinnell from Caltrans (went out once to Anza), Carol Thompson from RCA (went out once to Aguanga).
- Fulfilled Caltrans request for copies of the Santa Ana River symposium and Wildlife Society Conference posters.

- Fulfilled Parks request for 2022 survey results at properties that were acquired through Clean Water Act 404 Permits and Endangered Species Act Section 7 Consultations.
- Herp Taxa Lead coordinating with USGS about data for California red legged frogs and mountain yellow legged frogs in GIS and Excel to be entered into our database.
- Herp Taxa Lead assisted Hailey Laskey with Blainville's horned lizard surveys at Santa Rosa Plateau (May 15).
- Herp Taxa Lead scouted RCA properties (Mustang Lang and Boonklun) with Jonathan Reinig and Zack West (May 16).
- Program Manager attended SDMMP meeting on June 28.
- Assisted Santa Rosa Plateau with two Blainville's horned lizard surveys and observed 2 horned lizards which is the first observation of this covered species in the SRP Core Area since 2015.
- Herp Taxa Lead assisted Hailey Laskey and Barry Nerhus with CLMA trapping at Santa Rosa Plateau in Cole Creek; captured/marked 8 turtles (May 26).
- Data Manager consulted with Chris McDonald (University of California, Riverside) on statistical analyses for Brand's Phacelia report.

Training/Workshops

- Mammal Taxa Lead gave a pre-survey training via Zoom on May 3.
- Mammal Taxa Lead and DSF Survey Lead attended California Habitat Conservation Planning Coalition (CHCPC) virtual meeting.
- Selected BMP staff received botany field training.
- Selected BMP staff received DSF field training on May 26.
- New Office Assistant Kimberly Kuznicki trained.

Status of Deliverables

2022 Reports

- Survey Reports:
 - LAPM: Final Draft submitted to RCA on April 24 and June 7, 2023.
 - DSF: Final Draft submitted to RCA on May 23, 2023.
 - QCB: Final Draft submitted to RCA on May 23, 2023.
 - TUVU: Final Draft submitted to RCA on May 23 and June 30, 2023.
 - TRBL: Final Draft submitted to RCA on May 23, 2023.
 - RP: Final Draft submitted to RCA on June 13, 2023.
 - CLMA: Final Draft submitted to RCA on June 13, 2023.
 - PHST: in progress
- Summary Reports – Clinton Keith, BUOW were finalized and inserted into Section 8 of the RCA annual report.
- Section 8 and Appendices – Finalized and submitted to RCA.

- ***FY 2023/2024***
 - Annual Work Plan/Budget – Approved
- ***FY 2022/2023***
 - Quarterly Reports:
 - 1st quarter – Submitted – October 6, 2022
 - 2nd quarter – Submitted – January 6, 2023
 - 3rd quarter – Submitted – April 7, 2023
 - 4th quarter – Submitted – July 7, 2023

**CONSULTANT REPORT
RIVERSIDE COUNTY REGIONAL PARKS AND OPEN-SPACE DISTRICT
MSHCP LAND MANAGEMENT UNIT
FISCAL YEAR 2022/2023 FOURTH QUARTER REPORT**

Report Covers Period: April 1, 2023 to June 30, 2023

General Administration

Throughout April ranger staff continued to show presence during all daylight hours at the poppy bloom areas at RCA properties in the vicinity of Walker Canyon in Lake Elsinore. Positioning at the city road barricade on Lake Street, rangers turned away dozens of would-be poppy viewers daily before gradually pulling away from the site as the poppies desiccated in early May. With extra help on weekends from Riverside County Sheriff's Department (RSO) deputies, Lake Elsinore Code Enforcement Officers, and California Highway Patrol Officers, time was also spent patrolling other RCA properties in the area that also contained fair numbers of poppies. Although the majority of attention by the public was focused on the Walker Canyon area, sporadic visitors in the temporarily closed Dawson Canyon area necessitated RCA properties there being temporarily posted as no trespassing. First weekly, then bi-weekly meetings led by the City of Lake Elsinore and Riverside County Emergency Management Department (EMD) were regularly attended by Parks staff to coordinate activities amongst the various groups involved.

Staff met with Murrieta Fire inspectors to appeal a large number of weed abatement notices that the RCA had received from the city. Although the Riverside County Regional Parks and Open-Space District MSHCP Land Management Unit (hereinafter referred to as Unit) does conduct weed abatement at several properties in Murrieta on an annual basis, the notices were asking for more abatement than is appropriate for conserved lands. The inspectors were understanding of the restrictions for which the Unit works under and agreed to address the parcels on a case-by-case basis.

The B Canyon, Johnson, and Barth properties were toured with staff of the Wildlife Conservation Board (WCB). The RCA had applied for WCB grant funding for the properties and awaited news on whether they would be awarded the grants. The WCB staff was impressed with the properties and the structure of the WRC MSHCP.

The future Butterfield Trail site on the Olsen Canyon property was toured with the RCA and a representative of the Riverside County Board of Supervisors District 1 office.

A Burrowing Owl (*Athene cunicularia*) translocation plan for the Hub at Ontario project was reviewed, commented on, and discussed with the RCA and California Department of Fish and Wildlife (CDFW). As details about the translocation solidified, a Property Analysis Record (PAR) for the cost of the long-term management of the owls on RCA lands was created.

PARs were created for the long-term management of the future Willow Springs Property (formerly known as Adobe Springs), the long-term management of the Integrated Mitigation Project at the McElhinney/Stimmel property, generic long-term management of Burrowing Owls on RCA lands, and for the propagation and planting of native trees.

The Unit's annual report was completed and submitted to the RCA.

Staff crewed booths at the Soboba Indian Reservation and the City of Calimesa Earth Day events with the RCA.

Staff crewed a booth at a Riverside County Regional Parks and Open-Space District (Parks) Summer Nature Fest event at the Southwestern Riverside County Multi-Species Reserve.

Two presentations were given at the Parks Summer Camp at the Hidden Valley Wildlife Area Nature Center.

The California Habitat Conservation Planning Coalition annual conference in San Diego was attended with the RCA. At the event, Parks and RCA gave a joint presentation on an overview of the MSHCP and experimental nonnative vegetation control plots being undertaken by the Unit.

Natural Resource Specialist Staff (NRS) attended a Stinknet (*Oncosiphon piluliferum*) Symposium, and the California Natural Resources Agency's "Defending the Golden State: Safeguarding Californians from Invasive Species" discussion virtually

One San Diego Monitoring and Management monthly meeting was attended.

The monthly RCA Management and Monitoring Coordination meeting, monthly MSHCP Management and Monitoring meeting, and the monthly Parks Managers meeting were regularly attended.

Staff regularly attended monthly MSHCP Land Management Unit Staff Coordination and Safety meetings.

Some ranger and maintenance worker staff completed All-terrain Vehicle (ATV) Safety Institute rider course hosted by California State Parks.

NRS staff attended a hands-on Department of Pesticide Regulation and California Invasive Plant Council "Herbicide Calibration Training for Wildland and Non-row Crop Application" workshop.

Staff attended a hands-on palm tree removal workshop presented by the University of California Agriculture and Natural Resources Department (UCANR).

Rangers attended a briefing for mock search and rescue training for the Riverside County Mountain Rescue Team.

Most staff attended a virtual "Stop Overdoses" Naloxone training.

During this quarter, a total 64 hours of Work Release Program and fourteen volunteer were utilized for land maintenance and inspections, respectively.

Patrol/Enforcement

Badlands Habitat Management Unit (HMU)

Patrol of the CalMat and Schmeling properties along Jackrabbit Trail occurred on an approximately weekly basis. The RCA properties along the private road and the area in general continued to be targeted by unauthorized users. Throughout the quarter contact was made with eight trucks/vans with dirt bikes in their backs, one side-by-side off-highway vehicle (OHV), two dirt bike riders, and two vehicles along Jackrabbit Trail, as well with a Jeep inside the Schmeling property. As was the case with most Unit OHV contacts in general, the prohibition of OHVs in western Riverside County and the lands designation as conserved habitat was explained to the would-be riders and the individuals were escorted out of the area. Contact was attempted with one ATV rider within the CalMat property; however, the rider evaded contact. In addition, fence repairs were made at two locations at the CalMat property and one location at the Schmeling property, and the Schmeling property's gate was secured shut after being found with its lock cut.

Gavilan HMU

While inspecting vehicle tracks, which lead through a cut fence at the Burke property, staff discovered a recently stolen pickup truck tucked away in one of the property's canyons. Staff worked with RSO to recover the vehicle and repaired the cut fence.

A long-time Parks volunteer began volunteering for the MSHCP Unit. The volunteer spent two days riding along with rangers on patrol in the Gavilan HMU to become familiar with the RCA properties in the area. The volunteer was anticipated to hike remote interiors of RCA properties looking for outstanding issues, repair damaged access controls and signage, and report back problem areas.

The contiguous RCA properties in the Steele Peak area (Adams, Andrade, North Peak #1, North Peak #2, etc.) were patrolled one to three times weekly. The area continued to see frequent unauthorized activity, particularly on neighboring private property. On RCA properties rangers made contacts with the occupants of two trucks looking for a place to target shoot, six vehicles, seven dirt bike riders, and seven ATV riders. A caravan consisting of six jeeps was also seen on the properties, however the group left the area before a ranger could make contact. Single fence repairs were made on the Adams property along El Toro Cut Off Road and the western boundary of North Peak #1, while the eastern fence line of the North Peak #4 property necessitated six repairs throughout the quarter.

At the Roth property field repairs were made to a gate torn from its support poles and to cut fencing in three locations.

Rangers resecured the gate shut at the Olsen Canyon property after finding its lock cut on one occasion and repaired a cut fence adjacent to the gate on another occasion.

The northern exterior gate at the Hariton property was found rammed down by individuals accessing a private parcel beyond the RCA property. Rangers were able to wire the gate back together to resecure the area.

Two fence cuts were located and repaired at the Reynolds property.

On fence repair was completed adjacent to the Toscana Donation Phase 3 property's gate.

Meniffee HMU

The trail system at the Gentry properties were inspected after a neighbor reported equestrians creating new trails. While no new trails were found, a ranger did find two previously closed trails were being utilized. The ranger also contacted a group of riders on one of the trails who stated they had come from nearby horse ranch that had promoted the use of a closed trail to bypass a mud puddle on an authorized trail. The ranch was contacted by the ranger and notified that only authorized trails were allowed to be ridden at the property. The unauthorized trails were posted with additional signage and when checked later in the quarter were found to be inactive.

Staff responded to a code enforcement violation received for dumping on an area of small RCA properties in northeast Lake Elsinore (RCTC/Hildom, RCTC/Abusamra, RCTC Donation, and Tax Sale Agreement #4289). Upon inspection large amounts of dumped trash, four dumped vehicles, and a homeless occupied travel trailer were found at the properties. The homeless encampment was served and complied with a notice to vacate. Rangers then coordinated the removal of the four abandoned vehicles while maintenance staff began to address the piles of dumping. (See Maintenance/ Fencing, Gavilan HMU section below for additional details). Additional "No Camping", "No Dumping," and RCA "Boundary" signs were installed throughout the properties.

Several patrols occurred at the Winchester 700 Murrieta property on foot, by e-bike, and by vehicle. Multiple recently created earthen dirt bike jumps were discovered in two different spots of the property and were dismantled by ranges. Cuts in the property's eastern wire and cable fencing with dirt bike tracts going through them were located and repaired on two occasions.

Early morning patrols were conducted at the El Sol Vineyards property during the Lake Skinner Balloon and Wine Festival to dissuade any potential balloons from landing in the property. While balloons steered clear of the property during the event, contact was made both mornings with up to ten paramotor pilots staging on an adjacent private property. The pilots were asked to maintain a 200-foot minimum altitude above the RCA reserve so as to not disturb the property's resident Burrowing Owls.

The Murrieta Hills properties (Evandel-Wilson and Evandel-Begstein) were patrolled several times on foot, by e-bike, and by vehicle. Missing and additional signage was installed on the northern and remote southern and western boundaries of the properties. Contact was made with two dirt bike riders on the properties and was attempted with four more who evaded the rangers. Late in the quarter staff met with the City of Murrieta Deputy Fire Marshal and a representative of Pulte Homes at an access point into the hills after the city annexed the area. Problems facing the area were discussed and the gate locking mechanism was enhanced to allow for the addition of a Murrieta Fire Knox Lock onto it.

The Delgado property experienced an uptick in dirt bike access from the south and as a result was patrolled several times a month. Fence repairs were made on the southern boundary of the property on five occasions. During one fence repair four juvenile dirt bike riders approached the ranger with intent to ride through the cut fence. The riders were notified that riding was not allowed on the conserved lands. Additional "No OHV" signs were installed on the fence line.

While traveling on Los Alamos Road a staff member stopped to check on a service truck stuck off the shoulder of the road on the Calvary Chapel of Murrieta property. The driver of the vehicle appeared intoxicated, so the Murrieta Police Department was contacted. Multiple patrol cars quickly

arrived and arrested the driver for driving a stolen vehicle, driving under the influence, and an outstanding warrant. Murrieta Police Department recovered the vehicle.

Two cut fences were located and repaired at the Anheuser Busch properties and one fence repair was completed at the adjacent Fuller property.

Three fence cuts were located and repaired at the Nelson property on one occasion.

River HMU

During one patrol four of the six gates that lead into the Teledyne property were found with their locks cut or off their hinges. Three of the gates were resecured shut, although the fourth (but redundant) gate was beyond repair. The Metropolitan Water District (MWD), who own the gates, was notified of the damage.

Sage HMU

Ranger staff met with a neighbor of a Sage HMU RCA property who reported a trespass Cannabis grow occurring on RCA land. The area was inspected from a distance by rangers and two individuals were seen working in the shrubs within the RCA property. The reporting neighbor provided Ranger staff with information and the grow site was reported to CDFW Cannabis Program wardens. This site was under investigation by the wardens at the end of the quarter.

At the Oak Mountain/Glen Oak properties (Bell, Chambers Acquisition, Weigel, etc.) ranger staff located and repaired cut fences and extend one fence to block dirt bike access.

Three fence cuts in the Caltrans double chain link fence adjacent to the Interstate 15 overpass were located and repaired by rangers on one occasion at the Flood Control-Temecula Creek Conservation Easement.

A fence cut adjacent to the southern gate of the United Five Star Capital property was located and repaired.

An OHV fence go-around was blocked at the Melmoth property with additional fencing.

San Jacinto HMU

The EMWD SJ River Conservation Easement and EMWD owned/RCA managed properties of the San Jacinto River in Hemet were faced with unprecedented homeless encampment issues in the fourth quarter. Throughout the quarter, staff contacted the occupants of mostly new camps as they were established and offered services, posted camps to vacate, and cleaned up refuse left behind. In total, 12 camps were cleared from the properties by rangers in the fourth quarter. Most camps were completely cleared of refuse by their occupants. However, ranger and maintenance staff needed to clean up five of the cleared camps, resulting in an estimated 1.2 tons of debris being removed from the properties. In addition, three gates into the properties were found cut open and were secured shut, and contact was made with one dirt bike rider on the property.

At the Soboba Donation properties ranger staff cleared one homeless encampment and picked up two bags of trash left by its occupant.

At the KB SJ River Donation property one cut opened gate was secured shut and one cut fence was repaired.

Santa Ana Mountains HMU

At the Trivalley property contact was made with four OHVs. MWD was also contacted so that they could incorporate their lock onto the property's gate after range found it cut.

The Fischer property's gate was found vandalized off its hinges. Temporary repairs were made to resecure the property.

San Timoteo HMU

The Oak Valley Partners property was regularly patrolled and continued to be a hot spot for unauthorized use. During one patrol staff teamed up with staff of the Rivers and Lands Conservancy (RLC) and the Inland Empire Resource Conservation District (IERCD). The purpose of the patrol was to inspect grading work observed on satellite imagery that appeared to be affecting conserved lands of all three organizations. It was discovered that the grading had occurred on a land locked private parcel with an access road being punched through RLC and IERCD lands. Throughout the quarter rangers contacted 30 OHV riders and the occupants of 20 vehicles (most with dirt bikes in tow) approaching the property's northern boundary. Contact was also made with one vehicle offloading dirt bikes, four dirt bike riders, and the occupant of one parked vehicle who was target shooting with a bow on the RCA property. All contacts resulted in individuals leaving the area. A large dirt bike jump under construction in the southwest portion of the property was partially dismantled by rangers and posted with signage, and a gate found off its hinges and vandalism to one 80-foot section of fence was found and repaired.

The recently discovered new mountain bike trail system at the Kehl Canyon area properties (Kramer/4 K's LLC, Lin, M Family Estates, etc.) were patrolled via e-bike and on foot. No new trail building activity was observed since mountain bike riders in the area were notified of the prohibition of new trail construction on RCA conserved lands, and cached tools were confiscated from the properties in the previous quarter. Two new trails that had been recently closed in the area remained unriden. Rangers also found unauthorized bee boxes on the M Family Estates property. The apiarists had been let in by a neighbor who shares a gate with the RCA in the area. The beekeeper, Riverside County Department of Agriculture, and the neighbor were contacted by rangers, and all were made aware that the bees were not permitted to be on the property. The bee boxes were promptly removed. Finally, one OHV-damaged cable barricade was repaired at the Kramer property.

Contact was made with a mobile homeless individual, setting up at the Chandlee property. The individual was told they could not camp on RCA lands and was escorted off property.

A 40-foot-long fencing repair was made adjacent to the Cuccia/Vogel property's gate.

Maintenance/ Fencing

General

Maintenance staff utilized Work Release Program (WRP) workers to assist with the cleanup of the Unit's scrap metal area and Hazmat Disposal area.

Cactus Valley HMU

Access roads into the Goodhart Ranch property's residence/shop and the Bautista Canyon property's post-fire restoration areas were graded to maintain access.

Meniffee HMU

Maintenance staff filled in fence gaps along Los Alamos Road at the Anheuser Busch property. A total of 450 feet of new fencing was installed to block OHV access into the property. Time was also spent by staff winching cut utility poles and picking up trash out of Warm Springs Creek at the property. A total of 2.07 tons of trash were removed from the property and disposed of at the landfill.

Maintenance staff utilized WRP workers, a tractor, and a dump truck and dump trailer to remove ten loads of refuse, totaling 10.94 tons, from the RCTC/Hildom and adjacent RCTC/Abusamra properties.

Several fallen-off Coyote rollers were reinstalled on the southeastern fencing of the McElhinney/Stimmel property.

Weed Abatement

NRS staff surveyed the northern boundary of the Wilhelm Ranch property to assess the phenology and population size of the rare and MSHCP Covered Smooth Tarplant (*Centromadia pungens* ssp. *laevis*). The area had been flagged by CalFire for weed abatement. NRS staff returned to the site and oversaw maintenance staff as they tractor mowed what they could around the patches of Smooth Tarplant.

Several roadside weed abatement notices were received from CalFire for RCA parcels in the Tenaja/ Santa Rosa Plateau area. Since many of the areas had not received any weed abatement in the past and the area is a hot spot for rare plants, NRS staff inspected flagged area and mapped what they found. The Tran/Clarke, Davis, Stoddard, TNC/Monte Cristo, and TNC/Stevenson properties all had abundant Graceful Tarplant (*Holocarpha virgata* var. *elongata*) and/or various rare *Brodiaea* sp. (*B. santarosa*, *B. terrestris*, and *B. filifolia*) species in the flagged areas. Welsh, Biggerstaff, Damietta Ranch, and Cachia were clear of rare plants in the flagged areas of the properties. Weed abatement was planned in areas not containing rare plants, but abatement would not be possible where the rare plants were located until fall.

All types of tractor mowing weed abatement listed below were completed with an additional staff member in a vehicle with a water tank conducting fire watch.

Roadside and structure tractor mowing and string trimmer weed abatement was completed by maintenance staff at the Calvary Chapel of Murrieta, Casa Modelo, Chappell, Clark, Gentry, Kaelin #1, KB Home Donation, Percival, Rafco, RCTC Dilworth Donation (twice), RCTC Donation, Shiang, Stump, Tax Sale Agrmt #4289, Tax Sale Parcels 2019 Detail 5, and Winchester Road properties.

Roadside tractor mowing and string trimmer weed abatement was completed by maintenance staff at the Bautista Canyon, Cuccia/Vogel, Hemet Marketplace, Hernandez, Kaelin #2, Katz, RCTC Chen Donation, RCTC Dilworth Donation #2, RCTC Dilworth Donation #3, RCTC Hemet Donation, and RCTC-R&G Donation #1, Warren Road Partners, and Wolfskill-Driscoll properties.

Structure tractor mowing and string trimmer weed abatement was completed by maintenance staff at the Riverside Clark property.

Roadside and structure contractor mowing was completed at the McElhinney/Stimmel and Riverside Clark properties.

Roadside string trimmer weed abatement was completed by maintenance staff at the EMWD SJ River Conservation Easement, Fresh Start Homes, Richmond American Homes, and Spring Mountain Ranch Donation PA1 properties.

Structure string trimmer weed abatement was completed by maintenance staff at the Cordova, Goodhart, and Scheer properties.

Habitat/Species Management

Cactus Valley HMU

Work continued in the Fairview Fire burn scar at the Bautista Canyon property to target invasive nonnative weeds for removal. Scattered but numerous Stinknet individuals and other sparse invasives were cleared predominantly by hand pulling but also with herbicide across approximately 82 acres of the property, including from all Quino Checkerspot Butterfly (*Euphydryas editha quino*) habitat within the property. Data collection was also completed on the property's Fusilade® herbicide nonnative grass control experimental plots with the pro bono help of UCANR.

Meniffee HMU

NRS and maintenance staff spent several days treating nonnative annual vegetation with herbicide at both the Spencer's Crossing property's old three-acre riparian and alkali meadow restoration area and the Cornerstone property's four-acre inhouse coastal sage scrub restoration area.

At the Burrowing Owl artificial burrow complexes at the El Sol Vineyard and McElhinney/Stimmel properties NRS staff completed tri-annual inspections of the burrows. Several Burrowing Owls were observed at the El Sol property, however no owls appeared to be utilizing the burrows of the McElhinney/Stimmel property. NRS staff string trimmed around all the El Sol property's 40 artificial burrows on two separate occasions, while four of the historically occupied artificial burrows at the McElhinney/Stimmel property were tractor mowed by the Unit's mowing contractor. Late in the quarter staff began motion activated wildlife camera monitoring of the active artificial burrows at El Sol for the purpose of nest monitoring. During all visits fresh owl pellets were collected to assist the San Diego Natural History Museum's concurrent Burrowing Owl prey base research project.

The McElhinney/Stimmel property's inhouse vernal pool habitat uplift area was cleared first of Stinknet by hand and later of other non-native vegetation with string trimmers.

River HMU

An additional round of target nonnative plant eradication and open path clearing was completed at the Teledyne property's 8.50-acre inhouse Delhi Sands Flower-loving Fly (*Rhaphiomidas terminatus abdominalis*) restoration area.

Santa Ana Mountains HMU

At the Trivalley property's San Diego Ambrosia (*Ambrosia pumilella*) population non-native weeds were targeted for removal first with hand pulling and later by mowing.

San Jacinto HMU

Quantitative vegetation monitoring was completed at the inhouse experimental Stinknet herbicide control plots at the Kaelin #2 property.

Staff responded to the active Romana Fire burning in the Lakeview mountains. All RCA property gates in the area were opened and the fire's Incident Command was contacted to be notified about access road conditions in the area. The fire ultimately burned 348 acres, most of which was on the RCA Pico Thompson Ranch property.

At the Burrowing Owl artificial burrow complex at the Nuevo Donation property NRS staff completed tri-annual inspections of the burrows. Due to abundant weed growth at the property all artificial burrows necessitated two rounds of string trimming and the northwest quadrant of the property necessitated two rounds of tractor mowing. During all visits fresh owl pellets were collected to assist the San Diego Natural History Museum's concurrent Burrowing Owl prey base research project. Motion activated wildlife camera monitoring of the property's active artificial burrows was conducted by the MSHCP Biological Monitoring Program and was ongoing at the end of the quarter.

Sage HMU

The new Boonklun and Mustang Lane properties were scouted for Arroyo Toads (*Anaxyrus californicus*) with staff from the RCA and MSHCP Biological Monitoring Program. Egg masses of the rare amphibian were found at the Boonklun property.

Acquisitions

Initial Site Inspections:

The following properties were inspected by natural resource specialist staff prior to acquisition. All covered species were reported to the MSHCP Biological Monitoring Program. All outstanding issues were mapped and submitted to the RCA's acquisition team so that any issues could be addressed during the acquisition process, if appropriate. A detailed summary and photos of the properties were also submitted to the acquisition team.

B Canyon – NRS staff led a pre-acquisition tour of the property with representatives of the RCA to inspect active water lines found during the initial site inspection. San Diego Horned Lizard (*Phrynosoma coronatum*) and Coulter's Matilija Poppy (*Romneya coulteri*) were observed during the visit.

Lee (back basin) - The 2.17-acre property was situated half a mile south of Lake Elsinore. The narrow parcel contained a mixture of coastal sage scrub covered hills and a sandy alluvial floodplain containing Tamarisk scrub, open non-native grasslands, and a small section of ornamental Eucalyptus woodland. Turkey Vulture (*Cathartes aura*) and Yellow Warbler (*Setophaga petechia*) were observed utilizing the property. Although several trash piles were observed around the property, none were seen within its boundaries.

Rome Hill Land Trust - The 12.02-acre property consisted of hills of coastal sage scrub on the edge of the Lake Elsinore back basin. Coastal California Gnatcatcher (*Polioptila californica californica*) and Turkey Vulture were observed at the property, as were Coyote (*Canis latrans*) tracks. There was evidence indicating the entire property was rife with trespassing, off-roading, and illegal dumping.

Ruhlman - Located on the southern flanks of the Hogbacks Hills in Murrieta, the 13.06-acre parcel contained hillsides dominated by grassy coastal sage scrub, small patches of Chamise chaparral, and rocky outcrops. California Horned Lark (*Eremophila alpestris actia*), Southern California Rufous-crowned Sparrow (*Aimophila ruficeps canescens*), Turkey Vulture, San Diego Horned Lizard and Coyote were observed at the property. No outstanding issues were located during the inspection.

Tseng (Back Basin) - The 2.29-acre property was situated half a mile south of Lake Elsinore. The narrow strip parcel was predominantly composed of sandy alluvial Tamarisk scrub and an open non-native forb/grassland dominated floodplain with small areas of coastal sage scrub and ornamental Eucalyptus woodland. The southern tip of the property contained disturbed Riversidean sage scrub. Coastal California Gnatcatcher, Turkey Vulture, and Coyote were observed at the property, as well as a small population of flowering Smooth Tarplant. Several trash items (tires, bullet ridden metal target and coiled chain link fence) and scattered debris were also observed around and within the property.

Wolfskill – Two days were required to inspect the 646.21-acre property in the Badlands. The property featured a mosaic of non-native annual forbs and grass valleys, with valley foothill riparian scrub washes, steep north aspect slopes of chamise chaparral, and gently rolling hillsides of Riversidean sage scrub. Loggerhead Shrike (*Lanius ludovicianus*), Southern California Rufous-crowned Sparrow, Turkey Vulture, Coyote, and Coastal Western Whiptail (*Aspidoscelis tigris stejnegeri*) were documented utilizing the property. Issues encountered at the property included a gas pipeline operated by Southern California Gas Company, which was actively being excavated for maintenance, and several abandoned vehicles and scattered piles of refuse associated with heavily used target shooting areas.

Valley Wide Recreation - NRS resource staff inspected the property, known for problems with unauthorized activities, with a ranger escort. The irregular shaped 46.46-acre property was positioned alongside and encompassing a portion of the San Jacinto River near the City of San Jacinto. The property contained an assemblage of colluvial slopes dominated by mixed riparian habitats and large ruderal openings of invasive annual non-native forbs and grasses. The property had a plethora of avian species including the MSHCP covered Cooper's Hawk (*Accipiter cooperii*), Downy Woodpecker (*Picoides pubescens*), Least Bell's Vireo (*Vireo bellii pusillus*), Yellow Warbler, and Wilsons Warbler (*Cardellina pusilla*). Numerous issues were observed on the property including the levee infrastructure of the San Jacinto River, which is in a state of disrepair, scattered dumping areas, a defunct and vandalized public restroom, and two large unmaintained electrical boxes. On the southeastern parcel of the property an encroachment containing a large pop-up canopy, inflatable bouncy houses, tarps, chairs, a water tank on a trailer, flags, artificial grass, and a porta-potty was also reported.

AGENDA ITEM 6M

WESTERN RIVERSIDE COUNTY REGIONAL CONSERVATION AUTHORITY	
DATE:	October 2, 2023
TO:	Western Riverside County Regional Conservation Authority
FROM:	Jennifer Fuller, Financial Administration Manager
THROUGH:	Anne Mayer, Executive Director
SUBJECT:	Quarterly Financial Statements

STAFF RECOMMENDATION:

This item is for the Board of Directors to receive and file the Preliminary Quarterly Financial Statements for the year ended June 30, 2023.

BACKGROUND INFORMATION:

Staff has monitored the revenues and expenditures for RCA for the year ended June 30, 2023, and the attached financial statements present the preliminary revenues and expenditures for the year.

The operating statement shows the LDMF revenues at yearend at 173 percent of the amended budget. LDMF revenues are collected by member agencies and then remitted to the RCA. Pursuant to the MSHCP Implementing Agreement, payments to the RCA shall be made no later than 90 days after the LDMFs were collected. This creates a lag in the receipt of revenues by RCA which are caught up at yearend. LDMF collections in the 4th quarter were 51 percent of the total LDMF revenues collected for the fiscal year. MSHCP Fee Collection Reports showing collections through June 30, 2023, are included as attachment 2. The difference of approximately \$2.16 million between the financial statements and the reports relates to accounting policies. The attachments show the cash collected. The financial statements include the prepayments which were deferred in prior fiscal years and recognized in this fiscal year.

Federal and state revenues are only recognized when a grant property is purchased. Reimbursements related to the State Jurupa Mountains Grant or for the Local Assistance Grant (LAG Grant) are reimbursed when costs are incurred and submitted for reimbursement. The state grants received during the fiscal year relate to costs and match reimbursed by the state related to the State Jurupa Mountains Grant.

Tipping fees are remitted to the RCA by the County of Riverside (County). Tipping fees at yearend are 99 percent of budget. The County collected almost 2.2 million tons of refuse during the fiscal year, a 4 percent decrease from the prior year.

During the FY 2022/23 budget process, RCA conservatively estimated Transportation Uniform Mitigation Fee (TUMF) revenues of \$750,000 passed through from Western Riverside Council of Governments (WRCOG). TUMF revenues exceeded expectations and were 142 percent of budget at yearend.

Other fee revenue consists of infrastructure, civic, and flood contributions from Member Agencies and the Riverside County Flood Control and Water Conservation District (District). Other fee revenue exceeded budgeted expectations due to a number of projects from Flood Control and Member Agencies.

Revenue is recognized on donated properties at the time of donation and at appraised value. Staff is working diligently on many land donations. Four properties and a conservation easement were donated during the fiscal year. RCA received funding for two endowments as well during the year.

During the FY 2022/23 budget process, the RCA conservatively estimated interest income at \$89,100. RCA funds are held as part of the Riverside County Treasurer's Pooled Investment Fund. The yield of the fund has increased dramatically this year leading to better-than-expected returns.

The expenditures/expenses and other financing sources/uses categories are in line overall with the expectations of the budget with the following exceptions:

- General administration costs are 71 percent of budget mainly due to unused budget authority related to refunds offset by insurance costs;
- Contract and legal costs are under budget due to unused budget authority for the management services contract with the Riverside County Transportation Commission, the reserve management contract with Riverside County Regional Park and Open Space District, and legal services with Best, Best, and Krieger;
- Capital acquisition expenditures are under budget due to unused budget authority for habitat acquisition and land donations. Habitat acquisitions not purchased before yearend will be purchased during FY 2023/24.

Attachments:

- 1) Quarterly Financial Statements – period ended June 30, 2023
- 2) MSHCP Fee Collection Reports

WESTERN RIVERSIDE COUNTY REGIONAL CONSERVATION AUTHORITY
QUARTERLY BUDGET TO ACTUAL
4TH QUARTER PRELIMINARY
FOR THE YEAR ENDED JUNE 30, 2023

Amounts are subject to rounding

	FY 2022/23 BUDGET	FOURTH QUARTER ACTUAL	VARIANCE WITH BUDGET POSITIVE (NEGATIVE)	PERCENT UTILIZATION
Revenues				
Local Development Mitigation Fee	\$ 18,000,000	\$ 31,177,527	\$ 13,177,527	173%
State and federal grants	60,100	53,620	(6,480)	89%
Tipping fees	3,700,000	3,665,863	(34,137)	99%
Transportation Uniform Mitigation Fee	750,000	1,061,947	311,947	142%
Other fee revenue	636,100	1,297,647	661,547	204%
Reimbursement for services	250,500	244,488	(6,012)	98%
Contributions & donations	9,535,000	9,422,300	(112,700)	99%
Other revenue	151,600	453,529	301,929	299%
Interest	89,100	2,777,274	2,688,174	3117%
Total Revenues	33,172,400	50,154,195	16,981,795	151%
Expenditures				
Professional and support				
General administration	339,300	242,559	96,741	71%
Contracts	10,179,800	8,287,529	1,892,271	81%
Legal services	775,000	335,926	439,074	43%
Rental/lease building	207,300	207,140	160	100%
Assessments and fees	80,000	65,911	14,089	82%
Total Professional and support	11,581,400	9,139,065	2,442,335	79%
Capital acquisition				
Habitat acquisition and maintenance	26,995,800	18,182,455	8,813,345	67%
Other capital charges	10,000	-	10,000	0%
Total capital acquisition	27,005,800	18,182,455	8,823,345	67%
Total Expenditures	38,587,200	27,321,520	11,265,680	71%
Excess revenues over (under) expenditures	(5,414,800)	22,832,676	28,247,476	
Other financing sources (uses)				
Transfer in	3,588,900	1,150,000	(2,438,900)	32%
Transfer out	(3,588,900)	(1,150,000)	2,438,900	-32%
Total other financing sources(uses)	-	-	-	0%
Net change in fund balance	(5,414,800)	22,832,676	28,247,476	
Fund balance July 1, 2022	78,074,235	89,045,371	10,971,136	
Fund balance June 30, 2023	\$ 72,659,435	\$ 111,878,047	\$ 39,218,612	

WESTERN RIVERSIDE COUNTY REGIONAL CONSERVATION AUTHORITY
QUARTERLY ACTUALS BY FUND
4TH QUARTER PRELIMINARY
FOR THE YEAR ENDED JUNE 30, 2023
Amounts are subject to rounding

	Permanent Funds					
	General Fund	Capital Projects Fund	RCA Endowment	RCA LDMF Endowment	Donor Endowments	Combined Total
Revenues						
Local Development Mitigation Fee	\$ -	\$ 26,820,559	\$ -	\$ 4,356,968	\$ -	\$ 31,177,527
State and federal grants	-	53,620	-	-	-	53,620
Tipping fees	3,665,863	-	-	-	-	3,665,863
Transportation Uniform Mitigation Fee	-	1,061,947	-	-	-	1,061,947
Other fee revenue	1,282,257	-	15,390	-	-	1,297,647
Reimbursement for services	244,488	-	-	-	-	244,488
Contributions & donations	-	8,958,500	-	-	463,800	9,422,300
Other revenue	140,914	312,615	-	-	-	453,529
Interest	613,584	1,824,590	57,854	138,567	142,679	2,777,274
Total Revenues	5,947,106	39,031,831	73,244	4,495,535	606,479	50,154,195
Expenditures						
Professional and support						
General administration	48,744	193,815	-	-	-	242,559
Contracts	6,385,825	1,901,704	-	-	-	8,287,529
Legal services	193,620	142,306	-	-	-	335,926
Rental/lease building	207,140	-	-	-	-	207,140
Assessments and fees	65,911	-	-	-	-	65,911
Total Professional and support	6,901,240	2,237,825	-	-	-	9,139,065
Capital acquisition						
Habitat acquisition and maintenance	-	18,182,455	-	-	-	18,182,455
Other capital charges	-	-	-	-	-	-
Total capital acquisition	-	18,182,455	-	-	-	18,182,455
Total Expenditures	6,901,240	20,420,280	-	-	-	27,321,520
Excess revenues over (under) expenditures	(954,134)	18,611,551	73,244	4,495,535	606,479	22,832,676
Other financing sources (uses)						
Transfer in	1,150,000	-	-	-	-	1,150,000
Transfer out	-	(1,150,000)	-	-	-	(1,150,000)
Total other financing sources(uses)	1,150,000	(1,150,000)	-	-	-	-
Net change in fund balance	195,866	17,461,551	73,244	4,495,535	606,479	22,832,676
Fund balance July 1, 2022	24,621,491	53,527,827	2,135,366	3,692,200	5,068,487	89,045,371
Fund balance June 30, 2023	\$ 24,817,357	\$ 70,989,378	\$ 2,208,610	\$ 8,187,735	\$ 5,674,966	\$ 111,878,047

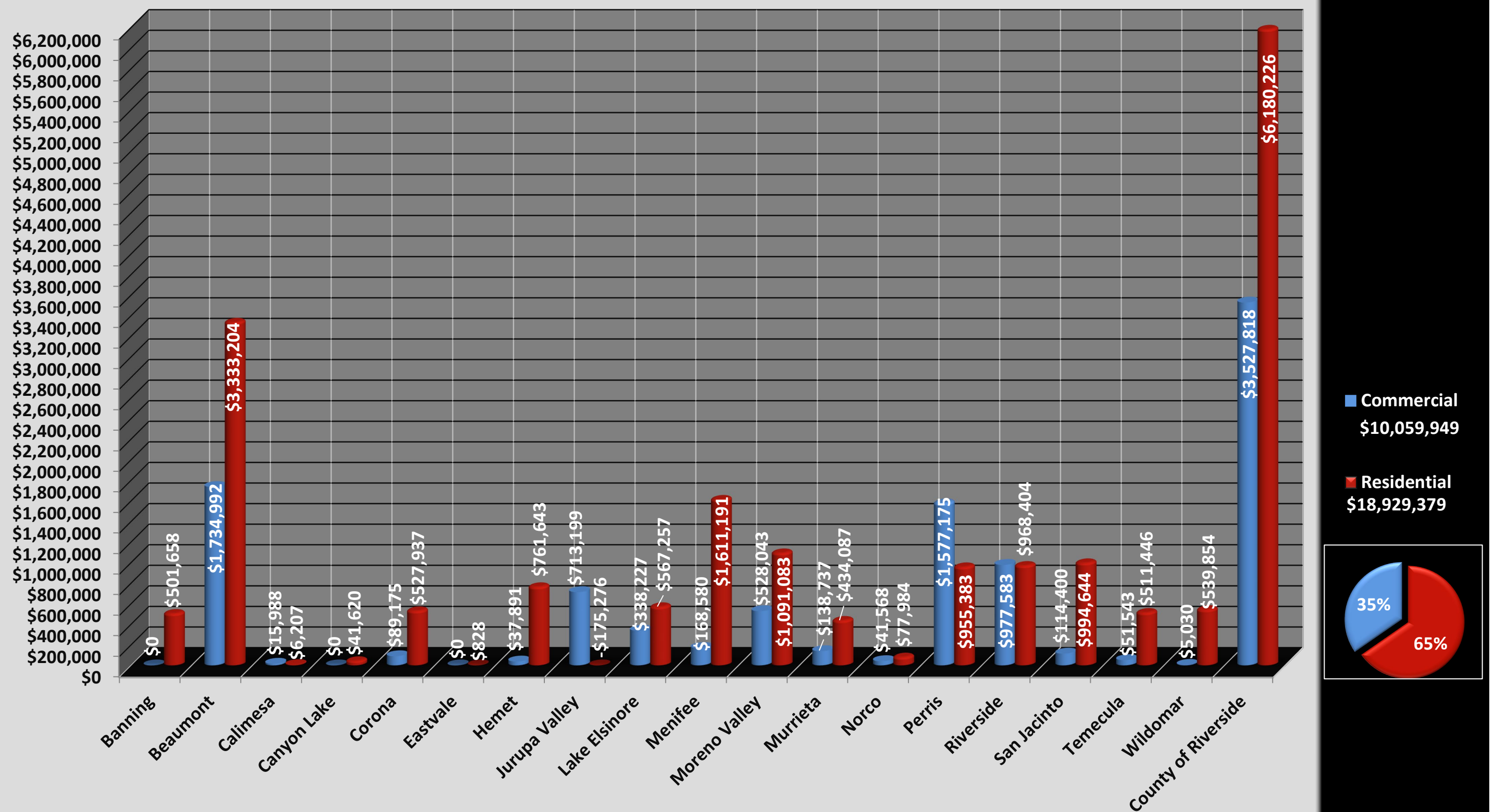
REGIONAL CONSERVATION AUTHORITY
MSHCP MITIGATION FEE COLLECTIONS BY MEMBER AGENCY
FISCAL YEAR 2023

Note: Amounts subject to rounding

BASED ON CASH BASIS (Month reported by City)

COUNTY AND CITIES:	JULY 2022	AUGUST 2022	SEPTEMBER 2022	OCTOBER 2022	NOVEMBER 2022	DECEMBER 2022	JANUARY 2023	FEBRUARY 2023	MARCH 2023	APRIL 2023	MAY 2023	JUNE 2023	FY 2023 YTD TOTALS	%
CITY OF BANNING		\$ 3,947	\$ -	\$ -	\$ 7,894	\$ 95	\$ 5,739	\$ 20,397	\$ 6,922	\$ 110,516	\$ 181,256	\$ 164,892	\$ 501,658	1.7%
CITY OF BEAUMONT	126,304	177,615	1,806,038	94,728	337,882	422,329	39,470	54,271	242,327	343,389	548,633	875,210	\$ 5,068,196	17.5%
CITY OF CALIMESA		2,665				3069.54	-			1,514	1,617	13,330	\$ 22,195	0.1%
CITY OF CANYON LAKE		3,635	7,270			6,097	936	3,947	3,947	7,894	3,947	3,947	\$ 41,620	0.1%
CITY OF CORONA	6,201	26,667	10,128	104,042	927	60,599	51,867	49,354	110,054	35,406	92,308	69,558	\$ 617,112	2.1%
CITY OF EASTVALE												828	\$ 828	0.0%
CITY OF HEMET	70,110	936	19,363	29,994	56,534	8,403	106,569	68,872	90,781		126,266	221,706	\$ 799,534	2.8%
CITY OF JURUPA VALLEY		20,784	6,079	86,834	14,801	2,858	34,032	40,584	65,108	15,125	27,633	224,085	\$ 537,923	1.9%
CITY OF LAKE ELSINORE	1,401	37,671	55,521	173,675	173,386	319,707	3,947	9,820		19,735	47,469	63,152	\$ 905,484	3.1%
CITY OF MENIFEE	74,414	119,878	96,179	13,754	277,020	42,793	82,992	255,769	79,727	61,853	77,418	597,974	\$ 1,779,771	6.1%
CITY OF MORENO VALLEY	152,958	3,000	32,127	47,430	225,133	79,936	212,218	99,314	63,102	58,225	70,144	575,540	\$ 1,619,126	5.6%
CITY OF MURRIETA		7,894		152,880	3,947			105,139	7,894		54,003	241,067	\$ 572,824	2.0%
CITY OF NORCO	5,329	1,664	2,525	-	-	715	34,619	28,262	17,321		6,820	22,296	\$ 119,551	0.4%
CITY OF PERRIS	12,401	252,614	423,514	627,088	38,458	88,820	47,364	91,764	101,162	76,475	196,720	576,178	\$ 2,532,558	8.7%
CITY OF RIVERSIDE	67,147	118,076	547,728	101,867	87,579	23,935	226,288	150,742	138,204	274,981	52,812	156,628	\$ 1,945,987	6.7%
CITY OF SAN JACINTO	82,887	130,251	126,304	173,668			35,523	39,470	106,569	89,676	78,940	245,756	\$ 1,109,044	3.8%
CITY OF TEMECULA	-	71,439	38,200	7,284	1,337	31,707	62,902	267,904	23,352	27,674	7,894	23,296	\$ 562,989	1.9%
CITY OF WILDOMAR	-	59,008	12,608	25,792	71,046	67,099		60,671	130,251	47,364	51,311	19,735	\$ 544,884	1.9%
COUNTY OF RIVERSIDE	1,456,338	758,331	287,094	317,313	460,142	133,805	713,924	378,824	486,079	955,618	1,860,320	1,900,254	\$ 9,708,044	33.5%
TOTAL COUNTY AND CITIES	\$ 2,055,490	\$ 1,796,074	\$ 3,470,676	\$ 1,956,348	\$ 2,697,045	\$ 1,291,967	\$ 1,658,391	\$ 1,725,104	\$ 1,672,801	\$ 2,125,444	\$ 3,485,511	\$ 5,995,433	\$ 28,989,328	100.0%
OTHER														
FLOOD CONTROL						\$ 73,461	\$ 96,939			\$ 16,221		\$ 502,839	\$ 689,460	62.5%
OTHER GOV MSHCP INFRASTRUCTURE					166,387			78,937					\$ 245,324	22.2%
OTHER GOV MSHCP CIVIC PROJECTS			39,081	129,359									\$ 168,440	15.3%
TOTAL OTHER	\$ -	\$ -	\$ 39,081	\$ 129,359	\$ 166,387	\$ 73,461	\$ 96,939	\$ 78,937	\$ -	\$ 16,221	\$ -	\$ 502,839	\$ 1,103,224	100.0%
GRAND TOTAL	\$ 2,055,490	\$ 1,796,074	\$ 3,509,757	\$ 2,085,707	\$ 2,863,432	\$ 1,365,428	\$ 1,755,330	\$ 1,804,041	\$ 1,672,801	\$ 2,141,665	\$ 3,485,511	\$ 6,498,272	\$ 30,092,552	

Fiscal Year 2023 MSHCP Development Mitigation Fee Revenues July 1, 2022 through June 30, 2023



Note: Amounts subject to rounding

AGENDA ITEM 7

WESTERN RIVERSIDE COUNTY REGIONAL CONSERVATION AUTHORITY	
DATE:	October 2, 2023
TO:	Western Riverside County Regional Conservation Authority
FROM:	Tyler Madary, Legislative Affairs Manager
THROUGH:	Anne Mayer, Executive Director
SUBJECT:	State and Federal Legislative Update

STAFF RECOMMENDATION:

This item is for the Board of Directors to receive and file an update on state and federal legislative affairs.

State Update

Natural Resources Bond Updates

The first year of the two-year legislative session concluded on Thursday, September 14, 2023, with legislators sending approximately 900 bills to the Governor for his signature or veto. The Legislature and Governor will continue to hold discussions regarding potential legislation to place a natural resources bond on the November 2024 general election ballot. As previously reported, RCA supports two natural resources bond proposals in the Legislature – Assembly Bill (AB) 1567 by Assemblymember Eduardo Garcia and Senate Bill (SB) 867 by Senator Ben Allen. However, both bills are currently stalled to allow the Legislature to negotiate with the Governor on a final bond proposal.

While the vehicle for and specific elements within a potential measure have not been released to the public, RCA staff will continue to advocate for the inclusion of funding for the Wildlife Conservation Board for projects such as land acquisition in support of habitat conservation, as is included in AB 1567 and SB 867.

The temporary stalling of the legislation was in response to the Governor’s preference to place only a single bond relating to mental health funding on the March 5, 2024, Primary Election ballot.

Federal Update

National Wildlife Refuge Update

When RCA staff reengaged in the effort to establish a National Wildlife Refuge in western Riverside County, Senator Dianne Feinstein, Senator Alex Padilla, Representative Ken Calvert, and Representative Darrell Issa requested that RCA staff conduct stakeholder engagement. Due to

stakeholder interest in the benefits associated with establishing a refuge, RCA received a considerable volume of feedback and sets of priorities regarding the prospective map and legislation.

These discussions have been conducted with over 30 stakeholder organizations, including:

- Municipalities, including the County of Riverside and the Cities of Beaumont, Hemet, Moreno Valley, Murrieta, San Jacinto, and Temecula;
- Tribal governments including the Soboba Band of Luiseño Indians, Cahuilla Band of Indians, Pechanga Band of Luiseño Indians, and Morongo Band of Mission Indians;
- Environmental organizations, such as Defenders of Wildlife, The Wilderness Society, National Audubon Society, Endangered Habitats League, Backcountry Hunters and Anglers, and Resources Legacy Fund;
- Water infrastructure and utility operators, including Metropolitan Water District, Eastern Municipal Water District, Western Municipal Water District, Rancho California Water District, Orange County Water District, Lake Hemet Municipal Water District, Riverside County Flood Control District, Southern California Edison, and Southern California Gas Company;
- Property owners and other key stakeholders, such as the Riverside County Farm Bureau, and Temecula Valley Winegrowers Association; and
- U.S. Fish and Wildlife Service staff.

RCA staff concluded this outreach and shared the various concepts and stakeholder draft bill language with Senator Feinstein and Representative Calvert's offices for their review.

FY 2024 Appropriations

As of the writing of this report, the House and Senate have yet to reach an agreement for the FY 2024 Appropriations Bill ahead of the September 30, 2023, deadline. Congress remains at odds over differing topline spending levels, counter to the deal struck in H.R. 3746, the Fiscal Responsibility Act of 2023.

Through the course of the Senate's consideration of appropriations bills, a \$100 million rescission from the Land and Water Conservation Fund (LWCF) was proposed for unused parks grants distributed by states. This follows news earlier this year that the Department of Defense and Department of Interior announcing a joint program that taps into these unused LWCF stateside parks funds. Conservation advocates and boosters of the LWCF program are advocating to the Senate to either not rescind these funds, or to shift them to another LWCF program so as to preserve the overall funding of the LWCF Account. The National Habitat Conservation Plan Coalition (NHCP), in coordination with RCA staff, saw an opportunity.

The Board may recall RCA's perennial effort to advocate for increased funding for the HCP Land Acquisition program of the Cooperative Endangered Species Conservation Fund (CESCF). The CESCF is authorized by Section 6 of the Endangered Species Act and colloquially referred to

as Section 6 grants. The program is oversubscribed relative to the applications received from HCPs around the country and particularly from California where development pressures continue to increase costs of land acquisition. FY 2024 funding for HCP Land Acquisition has been proposed at \$26 million, although the NHCPC and RCA have previously advocated for \$85 million to members of Congress, USFWS, the Office of Management and Budget (OMB), and the Council on Environmental Quality (CEQ).

The NHCPC and RCA began engaging the offices of Senator Dianne Feinstein and Senator Alex Padilla in support of reallocating some or all of the \$100 million for stateside parks grants to the HCP Land Acquisition program. If this effort is successful, then this will open the door to increased ongoing federal funding for HCP land acquisition and improve RCA's prospects for increased Section 6 awards funding in future years.

FISCAL IMPACT:

This is a policy and information item. There is no fiscal impact.

Attachment: State and Federal Legislative Matrix

WESTERN RIVERSIDE COUNTY REGIONAL CONSERVATION AUTHORITY – POSITIONS ON STATE AND FEDERAL LEGISLATION – OCTOBER 2023

Legislation/ Author	Description	Bill Status	Position	Date of Board Adoption
AB 1567 (Garcia)	Issues more than \$15.995 billion in bond funds for several projects and programs related to natural resources, including \$750 million for the Wildlife Conservation Board for projects such as land acquisition in support of habitat conservation.	Passed out of Assembly. Referred to the Senate Committees on Natural Resources and Water and Governance and Finance on June 14, 2023. Two-year bill. September 15, 2023	<i>Support</i>	5/1/2023
SB 867 (Allen)	Issues \$15.5 billion in bond funds for several projects and programs related to natural resources, including \$1 billion for the Wildlife Conservation Board for projects such as land acquisition in support of habitat conservation.	Re-referred to the Assembly Committee on Natural Resources. July 10 hearing postponed by committee. Two-year bill. September 15, 2023	<i>Support Based on platform</i>	5/24/2023

AGENDA ITEM 8

PRESENTATION