



## MEETING AGENDA

TIME/DATE: **12:30 p.m. / Monday, March 4, 2024**  
LOCATION: **BOARD ROOM**  
**County of Riverside Administrative Center**  
**4080 Lemon Street, First Floor, Riverside**

### BOARD OF DIRECTORS

**Chair** – Kevin Bash

**Vice Chair** – Karen Spiegel

Kevin Jeffries, County of Riverside, District 1  
Karen Spiegel, County of Riverside, District 2  
Chuck Washington, County of Riverside, District 3  
V. Manuel Perez, County of Riverside, District 4  
Yxstian Gutierrez, County of Riverside, District 5  
Colleen Wallace / Sheri Flynn, City of Banning  
Julio Martinez / Mike Lara, City of Beaumont  
Jeff Cervantez / John Manly, City of Calimesa  
Mark Terry / Dale Welty, City of Canyon Lake  
Tony Daddario / Wes Speake, City of Corona  
Jocelyn Yow / Todd Rigby, City of Eastvale  
Carole Kendrick / Linda Krupa, City of Hemet  
Leslie Altamirano / Guillermo Silva, City of Jurupa Valley  
Natasha Johnson / Bob Magee, City of Lake Elsinore  
Lesa Sobek / Ricky Estrada, City of Menifee  
David Marquez / Elena Baca-Santa Cruz, City of Moreno Valley  
Ron Holliday / Lori Stone, City of Murrieta  
Kevin Bash / Katherine Aleman, City of Norco  
David Starr Rabb / Malcolm Corona, City of Perris  
Patricia Lock Dawson / Steve Hemenway, City of Riverside  
Crystal Ruiz / Alonso Ledezma, City of San Jacinto  
James Stewart / Jessica Alexander, City of Temecula  
Joseph Morabito / Ashlee DePhillippo, City of Wildomar





# **WESTERN RIVERSIDE COUNTY REGIONAL CONSERVATION AUTHORITY**

www.wrc-rca.org

## **MEETING AGENDA\***

***\*Actions may be taken on any item listed on the agenda***

**12:30 p.m.**

**Monday, March 4, 2024**

**Board Room**

**County of Riverside Administrative Center  
4080 Lemon Street, First Floor, Riverside, CA**

*In compliance with the Brown Act and Government Code Section 54957.5, agenda materials distributed 72 hours prior to the meeting, which are public records relating to open session agenda items, will be available for inspection by members of the public prior to the meeting on the RCA's website, [www.wrc-rca.org](http://www.wrc-rca.org).*

*In compliance with the Americans with Disabilities Act, Government Code Section 54954.2, Executive Order N-29-20, and the Federal Transit Administration Title VI, please contact the Clerk of the Board at (951) 787-7141 if special assistance is needed to participate in a Board meeting, including accessibility and translation services. Assistance is provided free of charge. Notification of at least 48 hours prior to the meeting time will assist staff in assuring reasonable arrangements can be made to provide assistance at the meeting.*

**1. CALL TO ORDER**

**2. ROLL CALL**

**3. PLEDGE OF ALLEGIANCE**

**4. PUBLIC COMMENTS** – *Each individual speaker is limited to speak three (3) continuous minutes or less. The Board may, either at the direction of the Chair or by majority vote of the Board, waive this three-minute time limitation. Depending on the number of items on the agenda and the number of speakers, the Chair may, at his/her discretion, reduce the time of each speaker to two (2) continuous minutes. In addition, the maximum time for public comment for any individual item or topic is thirty (30) minutes. Also, the Board may terminate public comments if such comments become repetitious. Speakers may not yield their time to others without the consent of the Chair. Any written documents to be distributed or presented to the Board shall be submitted to the Clerk of the Board. This policy applies to Public Comments and comments on Agenda Items.*

*Under the Brown Act, the Board should not take action on or discuss matters raised during public comment portion of the agenda that are not listed on the agenda. The Board Members may refer such matters to staff for factual information or to be placed on the subsequent agenda for consideration.*

**5. ADDITIONS / REVISIONS** – *The Board may add an item to the agenda after making a finding that there is a need to take immediate action on the item and that the item came to the attention of the Board subsequent to the posting of the agenda. An action adding an item to the agenda requires 2/3 vote of the Board. If there are less than 2/3 of the Board Members present, adding an item to the agenda requires a unanimous vote. Added items will be placed for discussion at the end of the agenda.*

- 6. CONSENT CALENDAR** – *All matters on the Consent Calendar will be approved in a single motion unless a Board Member(s) requests separate action on specific item(s).*

**6A. APPROVAL OF MINUTES – JANUARY 8, 2024**

***Page 1***

**6B. WESTERN RIVERSIDE COUNTY MULTIPLE SPECIES HABITAT CONSERVATION PLAN FEE COLLECTION REPORT FOR NOVEMBER 2023**

***Page 8***

***Overview***

This item is for the Board of Directors to receive and file the Western Riverside County Multiple Species Habitat Conservation Plan (MSHCP) Fee Collection report for November 2023.

**6C. WESTERN RIVERSIDE COUNTY MULTIPLE SPECIES HABITAT CONSERVATION PLAN FEE COLLECTION REPORT FOR DECEMBER 2023**

***Page 10***

***Overview***

This item is for the Board of Directors to receive and file the Western Riverside County Multiple Species Habitat Conservation Plan (MSHCP) Fee Collection report for December 2023.

**6D. JOINT PROJECT REVIEW STATUS REPORT**

***Page 12***

***Overview***

This item is for the Board of Directors to receive and file the Joint Project Review (JPR) monthly status report as of January 31, 2024.

**6E. ACQUISITIONS STATUS REPORT**

***Page 16***

***Overview***

This item is for the Board of Directors to receive and file the acquisition status report as of December 31, 2023.

**6F. MONTHLY INVESTMENT REPORT FOR NOVEMBER 2023**

***Page 21***

***Overview***

This item is for the Board of Directors to receive and file the Monthly Investment Report for the month ended November 30, 2023.



**6G. MONTHLY INVESTMENT REPORT FOR DECEMBER 2023**

***Page 39***

***Overview***

This item is for the Board of Directors to receive and file the Monthly Investment Report for the month ended December 31, 2023.

**6H. CONSULTANT REPORTS – FISCAL YEAR 2024 SECOND QUARTER**

***Page 56***

***Overview***

This item is for the Board of Directors to receive and file the consultant reports for Fiscal Year 2024 Second Quarter.

**6I. QUARTERLY PUBLIC ENGAGEMENT METRICS REPORT, OCTOBER – DECEMBER 2023**

***Page 77***

***Overview***

This item is for the Board of Directors to receive and file report summarizing the Quarterly Public Engagement Metrics.

**6J. SINGLE SIGNATURE AUTHORITY REPORT**

***Page 80***

***Overview***

This item is for the Board of Directors to receive and file the Single Signature Authority report for the second quarter ended December 31, 2023.

**6K. QUARTERLY FINANCIAL STATEMENTS**

***Page 82***

***Overview***

This is for the Board of Directors to:

- 1) Receive and file the Quarterly Financial Statements for the six months ended December 31, 2023, and
- 2) Approve the Fiscal Year 2023/24 budget adjustment in Attachment 2.

**7. STATE AND FEDERAL LEGISLATIVE UPDATE**

***Page 90***

***Overview***

This item is for the Board of Directors to receive and file an update on state and federal legislative affairs.

**8. RATIFICATION OF CHAIR’S APPOINTMENT OF EXECUTIVE COMMITTEE MEMBERS**

**Page 93**

**Overview**

This item is for the Board of Directors to ratify the RCA Chair’s two appointments to the Executive Committee.

**9. BOARD OF DIRECTORS / EXECUTIVE DIRECTOR REPORT**

**Overview**

This item provides the opportunity for the Board of Directors and the Executive Director to report on attended meetings/conferences and any other items related to Board activities.

**10. CLOSED SESSION**

**10A. CONFERENCE WITH REAL PROPERTY NEGOTIATORS**

Pursuant to Government Code Section 54956.8

Agency Negotiator: Executive Director or Designee

Item	Property Description	Property Owner	Buyer(s)
1	571-060-022	Andy and Nora Bazar	RCA
2	429-040-018	SSR Investment Co., Limited Partnership, a California Limited Partnership	RCA
3	371-100-006	Roger T. Darby	RCA
4	371-050-004 & 371-050-005	Ratan L. Tiwari and Nirmla D. Tiwari, Sreenivasa R. Nakka and Hemalatha Nakka, Anil V. Shah, & Preeti A. Shah	RCA
5	465-020-031 & 465-030-020	Silo Hills Development Corporation, an Illinois Corporation	RCA

**10B. REPORT OUT FROM CLOSED SESSION**

**11. ADJOURNMENT**

The next meeting of the Board of Directors is scheduled to be held on **Monday, April 1, 2024.**

# **AGENDA ITEM 6A**

## **MINUTES**



# **WESTERN RIVERSIDE COUNTY REGIONAL CONSERVATION AUTHORITY**

## **BOARD OF DIRECTORS MEETING MINUTES**

**Monday, January 8, 2024**

### **1. CALL TO ORDER**

The Western Riverside County Regional Conservation Authority Board of Directors Meeting was called to order by Chair Kevin Bash at 12:32 p.m., in the Board Room at the County of Riverside Administrative Center, 4080 Lemon Street, First Floor, Riverside, California, 92501.

### **2. ROLL CALL**

#### **Board of Directors/Alternates Present**

Kevin Jeffries	Ron Holliday
Karen Spiegel	Kevin Bash
Chuck Washington	David Starr Rabb
Colleen Wallace	James Stewart
Mike Lara	Joseph Morabito
Jeff Cervantez	
Tony Daddario	
Jocelyn Yow	
Linda Krupa	

#### **Board of Directors Absent**

V. Manuel Perez  
Yxstian Gutierrez  
Mark Terry  
Leslie Altamirano  
Natasha Johnson  
Lesa Sobek  
David Marquez  
Patricia Lock Dawson  
Crystal Ruiz

### **3. PLEDGE OF ALLEGIANCE**

The Pledge of Allegiance was led by Board Member Daddario.

### **4. PUBLIC COMMENTS**

There were no requests to speak from the public.

### **5. ADDITIONS / REVISIONS**

There were no additions or revisions to the agenda.

### **6. CONSENT CALENDAR - All matters on the Consent Calendar will be approved in a single motion unless a Board Member(s) requests separate action on specific item(s).**

**M/S/C (Spiegel/Starr Rabb) to approve the following Consent Calendar items.**

#### **6A. APPROVAL OF MINUTES – DECEMBER 4, 2023**

**6B. WESTERN RIVERSIDE COUNTY MULTIPLE SPECIES HABITAT CONSERVATION PLAN FEE COLLECTION REPORT FOR OCTOBER 2023**

This item is for the Board of Directors to receive and file the Western Riverside County Multiple Species Habitat Conservation Plan (MSHCP) Fee Collection report for October 2023.

**6C. JOINT PROJECT REVIEW STATUS REPORT**

This item is for the Board of Directors to receive and file the Joint Project Review (JPR) monthly status report as of November 30, 2023.

**6D. ACQUISITIONS STATUS REPORT**

This item is for the Board of Directors to receive and file the acquisition status report as of October 31, 2023.

**6E. MONTHLY INVESTMENT REPORT FOR OCTOBER 2023**

This item is for the Board of Directors to receive and file the Monthly Investment Report for the month ended October 31, 2023.

**6F. ADOPTION OF RESOLUTION NO. 2024-001 RELATED TO REVISED INVESTMENT POLICY**

- 1) Approve the revised investment policy for the Western Riverside County Regional Conservation Authority (RCA); and
- 2) Adopt Resolution No. 2024-001, *"Resolution of the Board of Directors of the Western Riverside County Regional Conservation Authority Adopting a Statement of Investment Policy."*

**6G. STATE AND FEDERAL LEGISLATIVE UPDATE**

This item is for the Board of Directors to receive and file an update on state and federal legislative affairs.

**7. PROFESSIONAL SERVICES FOR HABITAT CONSERVATION PLANNING**

Aaron Gabbe, Regional Conservation Director, provided a presentation on Professional Services for the Strategic Improvement Assessment and Action Plan. The Western Riverside Multiple Species Habitat Conservation Plan (MSHCP) is an ambitious plan vital to supporting smart, regional growth in Western Riverside County while protecting threatened and endangered species and their habitats. The MSHCP is one of the largest in the country, protecting in perpetuity 500,000 acres implicitly to provide habitat for the 146 species covered by the plan. To date, the plan has been a success. The MSHCP has protected over 68,000 acres of Additional

Reserve Lands (ARL) at a cost of over \$570,000,000, while also streamlining the development of over 100,000 acres of vital housing and infrastructure.

The plan was developed over 20 years ago, and while the MSHCP remains as important today as it did when it was developed, some of the assumptions used are no longer accurate. It was always anticipated that the MSHCP would need to be refined as conditions changed. Examples of outdated assumptions that affect plan implementation include the pace of development and corresponding revenue, land acquisition costs, the extent of land donated or exchanged for incentives through the development review process, areas prescribed for conservation have been degraded with time, and the slower pace of state and federal funding for land acquisition.

These outdated assumptions, in part, are affecting the MSHCP implementation. For example, the Development Habitat Evaluation and Acquisition Negotiation Strategy (HANS) process provides little flexibility to the RCA to make acquisition decisions based on habitat quality or cost. This could force the RCA to expend its' limited resources in a manner that may not result in the most effective way to achieve the goals and objectives of the MSHCP.

On May 1, 2023, the RCA Board directed staff to hire a consultant to conduct a Strategic Improvement Assessment and Action Plan (SIAAP) and include funding in the Fiscal Year 2023/2024 Budget. At the time, staff anticipated that the fiscal impacts would range from \$400,000 to \$800,000. The primary objective of the SIAAP study is to identify and recommend pathways that the RCA and other permittees may take to improve MSHCP implementation and flexibility, while maintaining financial flexibility and permit compliance. The primary focus of the SIAAP study will be the HANS process, though ultimately, solutions may result in other changes to the MSHCP implementation. The consultant will evaluate the Development HANS process to identify factors that may limit RCA's flexibility in the land acquisition process. Ultimately, RCA does not know what the SIAAP study will find, so it is unknown what changes may be recommended.

However, potential solutions may involve policy or process improvements that could be modified within the RCA Board's purview and authority, including securing additional sources of funding for land acquisition or a new Nexus Study and a potential fee increase, and possibly a major amendment.

Major SIAAP activities that the consultant and RCA staff will support include regular meetings with staff from U.S. Fish and Wildlife Service and the California Department of Fish and Wildlife to better understand that intricacies of the MSHCP, implementation challenges, and identifying potential recommendations and solutions. Review of the MSHCP, extensive documentation, and supporting materials to understand implementation challenges and alternative solutions will also be completed. The breadth and scope of HANS related implementation challenges will be identified, and the permittees ability to achieve MSHCP goals, requirements and functions as intended. Multiple alternative solutions will be identified to address implementation issues and tradeoffs for each alternative. The best alternative(s) will be presented to the Board and could be implement to improve the Development HANS process and inter-related aspects of the

MSHCP. The consultant will work close with RCA to evaluate alternatives and identify the best path forward to recommend to the Board. Finally, the study will include preparing an administrative and final draft SIAAP. If the Board determines that a major amendment is needed to address Development HANS issues, the consultant will also prepare a scope of work to develop a major amendment to the MSHCP and prepare a Section 6 Planning Grant application.

RFP No. 24002 for Professional Services for Habitat Conservation Services was release by RCA staff on August 29, 2023. The RFP was downloaded by 49 firms, 7 of which were from Riverside County. Two firms submitted responsive proposals prior to the submittal deadline of October 10, 2023. Based on Evaluation Committee's assessment of the written proposals, both firms were shortlisted and invited to interview. Subsequently, the Evaluation Committee determined ICF Jones & Strokes, Inc. to be the most qualified firm to provide Professional Habitat Conservation Planning Services in support of the development of an SIAAP study.

The fiscal impact is spread across two fiscal years. It is estimated the impact to FY 23/24 to be \$288,586 and FY 24/25 to be \$288,585 for a total of \$577,171, plus \$30,000 for contingency for a total amount not to exceed \$607,171. This project was included in the FY 23/24 Budget, and funding for FY 24/25 will also be included in the budget that will be presented to the Board in June 2024.

Board Member Stewart wanted to know who created the HANS process and whether the RCA had the ability to make changes to the process.

Anne Mayer, Executive Director, stated that the RCA created the HANS process as part of MSHCP, so it is imbedded therein. RCA does not have the ability to make changes to the process because the MSHCP and requirements contained in it are the basis for the permits from the U.S. Fish and Wildlife and California Fish and Wildlife. RCA does not have the ability to change the process without going through the major amendment process. RCA wants to evaluate the MSHCP to see where challenges lie, identify solutions, and whether there are opportunities for a major amendment.

Board Member Jeffries noted that RCA would be paying a consultant a sizeable amount of money to learn about the MSHCP process and having them talk to Wildlife Agency staff who is likely to oppose any and all changes. It was not mentioned that the consultant would be talking to County or City staff and some of the original architects of this agency and its' purpose, nor any of the stakeholders. For that kind of money, they should be engaging with more folks that what has been listed.

Aaron Gabbe noted that was a great point, and the presentation failed to mention the full suite of who would be contacted, though a stakeholder outreach process will be started. There are a lot of perspectives to learn, and it will be ensured that the consultant team including RCA will seek feedback from multiple stakeholders.



Board Member Holliday wanted to know what the expected time frame for completion of the study and if there would be updates on the study's progress. Aaron Gabbe stated this process is being fast-tracked so there is one-year to complete this study, but there is additional time on the contract if the Board elects to proceed with additional work such as a major amendment. The consultant will absolutely be providing updates to RCA of the progress of the study.

Board Member Spiegel expressed concern and wanted confirmation that the expanded stakeholder outreach was going to happen and that the updates should be provided to the Board to have that communication tool on a regular basis.

Board Member Washington recalled that through the 1990's there was a lot of development occurring but there were significant challenges to development because each had to get their own permits and deal with the environmental agencies. The MSHCP, when it was first introduced, was thought to be a good idea. The RCA should not lose sight of why the plan was first started just because 20 years have passed, and everyone has forgotten how bad it used to be.

Board Member Krupa agreed with much of what the previous Board Members have said. There is good, bad, and ugly associated with the MSHCP, but to enlist the commentary and wisdom of those that were involved in the beginning and who have stayed involved, it is imperative to get them involved and get their expertise. Hopefully, positive changes can be made to the MSHCP.

Board Member Stewart wanted to know if there was going to be a sub-committee attached to this process to bring up questions and additional thoughts from the Board. A sub-committee would be nice to be able to get input on the process prior to it being completed and give the consultant a chance to ask questions of the Board.

Anne Mayer stated that RCA had not thought of creating a sub-committee yet, but there is the Executive Committee that could be used. There is a keen interest in receiving regular updates for the Board, which can be done on a regular basis. It was suggested that RCA could set up interviews with each Board Member to ensure the consultant is catching the individual thoughts and concerns. As the process starts, depending on the number of questions or concerns, a sub-committee could be established, it would be up to the Board and the Chair.

Board Member Jeffries wanted to remind everyone what led the RCA to this contract approval today. The finances of the RCA are at maximum limitations and in order to comply with future acquisition requirements, RCA has to have the finances. RCA has already bought all the low hanging fruit and RCA is now buying the most expensive land in Riverside County. RCA is also having to buy disturbed land that has no habitat on it because it is in a criteria cell. The purpose of this contract is trying to save RCA from itself and the Wildlife Agencies that are imposing the required land purchases.

Board Member Spiegel agreed with Board Member Jeffries comments. The job of the RCA is to acquire 500,000 acres and protect 146 species, and there have been areas that do not have

anything and have been disturbed, but RCA is required to purchase them. The concern with forming a sub-committee is that not everyone could participate, yet the entire Board should be familiar with the conversations. There are people in our districts that will be approaching Board Members, so having regular input from the consultant would be critical. A sub-committee would be ok, but it should not lessen the involvement from the rest of the Board.

Chair Bash added that no one could anticipate that people would become familiar with the plan and would in turn use it against the RCA. There was a time when building was stagnant in the City of Norco, but then the MSHCP came and remedied the situation. With people using the plan against the RCA, it must start to protect itself and continue to fight for the plan, future development, and ways to grow the Inland Empire.

**M/S/C (Holliday/Spiegel) to:**

- 1) Award Agreement No. 24002 to ICF Jones & Stokes, Inc. to provide professional habitat conservation planning services for a two-year term, in the amount of \$577,171, plus a contingency amount of \$30,000, for a total amount not to exceed \$607,171 to prepare a Strategic Improvement Assessment and Action Plan (SIAAP);**
- 2) Authorize the Chair or Executive Director, pursuant to legal counsel review, to finalize and execute the agreement, on behalf of the RCA; and**
- 3) Authorize the Executive Director, or designee, to approve contingency work up to the total not to exceed amount as required for these services.**

## **8. SELECTION OF EXECUTIVE COMMITTEE MEMBERS**

Board Member Stewart and Board Member Morabito volunteered to serve on the Executive Committee.

The selections for the Executive Committee were approved by unanimous vote.

Anne Mayer, Executive Director, stated that they are currently 5 members on the Executive Committee: Chair Bash, Vice Chair Spiegel, Past Chair Johnson, Board Member Stewart, and Board Member Morabito. There are still 2 additional vacancies, if any Board Members are interested in joining, they should contact RCA staff. The bylaws do state that there must be at least 2 County Supervisors on the Executive Committee, so one more must be appointed.

## **9. BOARD OF DIRECTORS / EXECUTIVE DIRECTOR REPORT**

Anne Mayer, Executive Director, wished everyone a Happy New Year and shared that each Board Member received a copy of RCA's Basic Financial Statement with the Independent Auditor's Report.

For the contract item that was approved today, staff has clearly heard the Board's concerns about stakeholder outreach, gathering information, and making sure staff is staying in touch with the Board to ensure the study is on the right path.

**10. CLOSED SESSION**

At this time, Steve DeBaun, legal counsel, announced the Board will be going in to Closed Session to discuss the property item on the agenda.

**10A. CONFERENCE WITH REAL PROPERTY NEGOTIATORS**

Pursuant to Government Code Section 54956.8

Agency Negotiator: Executive Director or Designee

Item	Property Description	Property Owner	Buyer(s)
1	371-100-020	Bongiovai Construction Company and Phyliss L., LLC	RCA

**10B. REPORT OUT FROM CLOSED SESSION**

There were no announcements from Closed Session.

**12. ADJOURNMENT**

There being no further business for consideration by the Western Riverside County Regional Conservation Authority Board of Directors, Chair Bash adjourned the meeting at 1:15 p.m. The next meeting of the Board of Directors is scheduled to be held on **Monday, February 5, 2024.**

Respectfully submitted,



Lisa Mobley  
Administrative Services Director/  
Clerk of the Board



# **AGENDA ITEM 6B**



<b>WESTERN RIVERSIDE COUNTY REGIONAL CONSERVATION AUTHORITY</b>	
<b>DATE:</b>	March 4, 2024
<b>TO:</b>	Western Riverside County Regional Conservation Authority
<b>FROM:</b>	Jennifer Fuller, Financial Administration Manager
<b>THROUGH:</b>	Anne Mayer, Executive Director
<b>SUBJECT:</b>	Western Riverside County Multiple Species Habitat Conservation Plan Fee Collection Report for November 2023

**STAFF RECOMMENDATION:**

This item is for the Board of Directors to receive and file the Western Riverside County Multiple Species Habitat Conservation Plan (MSHCP) Fee Collection report for November 2023.

**BACKGROUND INFORMATION:**

The Western Riverside County MSHCP Local Development Mitigation Fee (LDMF) collections provide funding for the acquisition of additional reserve lands and related costs. Below is a summary of the current year budget and collections for the month of November 2023 and year-to-date:

Revenue	FY 2023-24 Amended Budget	Collections for the month of November 2023	FY 2023-24 Year-to-Date
Local Development Mitigation Fees	\$ 20,800,000	\$ 3,685,452	\$ 11,167,971
Civic and Infrastructure Contributions	610,000	100,478	144,443
<b>Collections for November 2023</b>		<b>\$ 3,785,930</b>	
<b>Collections Year-to-Date thru November 2023</b>			<b>\$ 11,312,414</b>

Attached, is a report detailing by Member Agency the LDMF Collection and Civic/Infrastructure Contribution for November 2023.

**FISCAL IMPACT:**

There is no fiscal impact to the receipt and file of this fee collection report.

Attachment: Western Riverside County MSHCP LDMF Collection and Civic/Infrastructure Contribution Report for November 2023





**WESTERN RIVERSIDE COUNTY MSHCP LDMF COLLECTION AND CIVIC/INFRASTRUCTURE CONTRIBUTION REPORT  
FOR NOVEMBER 2023**

Amounts subject to rounding

LOCAL DEVELOPMENT MITIGATION FEE COLLECTIONS									
City/County	Month	REMITTED					EXEMPTIONS & FEE CREDITS		
		Residential Permits	ADUs/ Additions	Commercial Industrial Acres	Amount Remitted	Total FY 24 Year-to-Date	Residential Permits	Commercial Industrial Acres	Amount
City of Banning	August-Pending September-Pending October-Pending				\$ - - -	\$ 98,502			
City of Beaumont	October	27			114,372	493,835			
City of Calimesa	October-No Activity				-	-			
City of Canyon Lake	October	4			16,944	21,180			
City of Corona	September October-Pending	14	4		31,957 -	77,919			
City of Eastvale	October-Pending				-	1,022			
City of Hemet	October	35		0.88	221,493	495,527			
City of Jurupa Valley	October		1		3,592	272,653			
City of Lake Elsinore	October	63		2.25	307,157	459,661			
City of Menifee	September October-Pending	296		1.17	363,940 -	781,254			
City of Moreno Valley	August Prior Year September-Pending October-Pending	47	1 1		176,468 1,053 - -	223,956			
City of Murrieta	July-No Activity August-No Activity September-No Activity October-No Activity				- - - -	-			
City of Norco	October		5		13,036	36,331			
City of Perris	August September Prior Year October	53 15		45.77	222,196 943,416 9,304 215,747	1,656,965			
City of Riverside	August September October-Pending	28 236	7 8	18.58	496,561 244,944 -	809,660			
City of San Jacinto	October	6			25,416	251,068			
City of Temecula	August-No Activity September October-Pending Harveston DA 2 Roripaugh DA 1	260			- 203,060 - - -	209,051	37 129		\$ 156,732 546,444
City of Wildomar	August-Pending September-Pending October-Pending				- - -	227,863			
County of Riverside	November Refund	174	5	0.02	613,745 (538,950)	5,051,523.88			
Total LDMF Collections		1,309	32	68.67	\$ 3,685,452	\$ 11,167,971	166	0.00	\$ 703,176

CIVIC AND INFRASTRUCTURE CONTRIBUTIONS				Total FY 24 Year-to-Date
City of Menifee	Civic Center Parking Lot		\$ 100,478	\$ 100,478
				-
Prior Civic and Infrastructure contributions from Member Agencies				43,965
Total Civic/Infrastructure Contributions			\$ 100,478	\$ 144,443
TOTAL NOVEMBER 2023			\$ 3,785,930	\$ 11,312,413



# **AGENDA ITEM 6C**



<b>WESTERN RIVERSIDE COUNTY REGIONAL CONSERVATION AUTHORITY</b>	
<b>DATE:</b>	March 4, 2024
<b>TO:</b>	Western Riverside County Regional Conservation Authority
<b>FROM:</b>	Jennifer Fuller, Financial Administration Manager
<b>THROUGH:</b>	Anne Mayer, Executive Director
<b>SUBJECT:</b>	Western Riverside County Multiple Species Habitat Conservation Plan Fee Collection Report for December 2023

**STAFF RECOMMENDATION:**

This item is for the Board of Directors to receive and file the Western Riverside County Multiple Species Habitat Conservation Plan (MSHCP) Fee Collection report for December 2023.

**BACKGROUND INFORMATION:**

The Western Riverside County MSHCP Local Development Mitigation Fee (LDMF) collections provide funding for the acquisition of additional reserve lands and related costs. Below is a summary of the current year budget and collections for the month of December 2023 and year-to-date:

Revenue	FY 2023-24 Amended Budget	Collections for the month of December 2023	FY 2023-24 Year-to-Date
Local Development Mitigation Fees	\$ 20,800,000	\$ 1,419,792	\$ 12,587,763
Civic and Infrastructure Contributions	610,000	-	144,443
<b>Collections for December 2023</b>		<b>\$ 1,419,792</b>	
<b>Collections Year-to-Date thru December 2023</b>			<b>\$ 12,732,206</b>

Attached, is a report detailing by Member Agency the LDMF Collection and Civic/Infrastructure Contribution for December 2023.

**FISCAL IMPACT:**

There is no fiscal impact to the receipt and file of this fee collection report.

Attachment: Western Riverside County MSHCP LDMF Collection and Civic/Infrastructure Contribution Report for December 2023



**WESTERN RIVERSIDE COUNTY MSHCP LDMF COLLECTION AND CIVIC/INFRASTRUCTURE CONTRIBUTION REPORT  
FOR DECEMBER 2023**

Amounts subject to rounding

LOCAL DEVELOPMENT MITIGATION FEE COLLECTIONS									
City/County	Month	REMITTED					EXEMPTIONS & FEE CREDITS		
		Residential Permits	ADUs/ Additions	Commercial Industrial Acres	Amount Remitted	Total FY 24 Year-to-Date	Residential Permits	Commercial Industrial Acres	Amount
City of Banning	August-Pending				\$ -	\$ 98,502			
	September-Pending				-				
	October-Pending				-				
	November-Pending				-				
City of Beaumont	November-No Activity				-	493,835			
City of Calimesa	July				977	977			
	November-No Activity				-				
City of Canyon Lake	November-Pending				-	21,180			
City of Corona	October-Pending				-	77,919			
	November-Pending				-				
City of Eastvale	October		3		5,710	6,733			
	November-Pending				-				
City of Hemet	November	26	2	2.13	155,272	650,799			
City of Jurupa Valley	November		1	7.30	141,527	414,163			
	Refund				(17)				
City of Lake Elsinore	November	2			10,503	470,164			
City of Menifee	October	69	3	1.08	239,317	1,020,571			
	November-Pending				-				
City of Moreno Valley	September-Pending				-	223,956			
	October-Pending				-				
	November-Pending				-				
City of Murrieta	November-No Activity				-	-			
City of Norco	November-No Activity				-	36,331			
City of Perris	November	22			93,192	1,750,157			
City of Riverside	October-Pending				-	809,660			
	November-Pending				-				
City of San Jacinto	November	4		0.07	18,202	269,270			
City of Temecula	September-Pending				-	209,051			
	October-Pending				-				
	November-Pending				-				
	Harveston DA 2				-				
	Roripaugh DA 1				-				
City of Wildomar	August	14			59,304	407,508			
	September	6			25,416				
	October	95			94,925				
	November-Pending				-				
County of Riverside	December	147	4		575,463	5,626,987			
Total LDMF Collections		385	13	10.58	\$ 1,419,792	\$ 12,587,763	0	0.00	\$ -

CIVIC AND INFRASTRUCTURE CONTRIBUTIONS				Total FY 24 Year-to-Date
				\$ -
				-
Prior Civic and Infrastructure contributions from Member Agencies				144,443
Total Civic/Infrastructure Contributions				\$ - \$ 144,443
TOTAL DECEMBER 2023				\$ 1,419,792 \$ 12,732,206





# **AGENDA ITEM 6D**



<b>WESTERN RIVERSIDE COUNTY REGIONAL CONSERVATION AUTHORITY</b>	
<b>DATE:</b>	March 4, 2024
<b>TO:</b>	Western Riverside County Regional Conservation Authority
<b>FROM:</b>	Leslie Levy, Senior Management Analyst
<b>THROUGH:</b>	Anne Mayer, Executive Director
<b>SUBJECT:</b>	Joint Project Review Status Report

**STAFF RECOMMENDATION:**

This item is for the Board of Directors to receive and file the Joint Project Review (JPR) monthly status report as of January 31, 2024.

**BACKGROUND INFORMATION:**

Consistent with the Board's priority on transparency and communication, staff is providing a monthly report of the status of JPRs and other Multiple Species Habitat Conservation Plan (MSHCP) compliance processes. This staff report provides completed activities for 2023 and provides activities in 2024 through January 31, 2024.

The RCA processes Habitat Acquisition Negotiation Strategy (HANS) analyses in the form of JPRs as well as Participating Special Entity (PSE) applications and Criteria Refinements. The included attachments summarize MSHCP compliance review the RCA has completed in 2023, and each type of MSHCP compliance review the RCA has performed in 2024.

In 2023, staff completed 22 JPRs (21 Development and one Non-development HANS), two PSEs, and zero Criteria Refinements. In 2024, staff has completed two JPRs (two Development HANS), zero PSEs, and zero Criteria Refinements. RCA is in the process of reviewing 31 JPRs (29 Development HANS and two Non-development HANS), three PSEs, and two Criteria Refinements.

**FISCAL IMPACT:**

This is an information item. There is no fiscal impact.

**Attachments:**

- 1) RCA MSHCP Compliance Projects Processed in 2023
- 2) RCA MSHCP Compliance Project Processing from January 1, 2024, thru January 31, 2024.



### RCA MSHCP Compliance Project Processed in 2023

Completed in 2023
<b>DEVELOPMENT HANS<sup>1</sup></b>
<b>PUBLIC PROJECTS (Total 0)</b> None to date in 2023
<b>PRIVATE PROJECTS (Total 21)</b> <ul style="list-style-type: none"> <li>✓ Beaumont – 1</li> <li>✓ Corona – 1</li> <li>✓ County – 11</li> <li>✓ Lake Elsinore – 3</li> <li>✓ Perris – 1</li> <li>✓ Riverside – 1</li> <li>✓ Temecula – 3</li> </ul>
<b>NON-DEVELOPMENT HANS<sup>2</sup></b>
<b>PRIVATE PROJECTS (Total 1)</b> <ul style="list-style-type: none"> <li>✓ County – 1</li> </ul>
<b>PARTICIPATING SPECIAL ENTITY</b>
<b>PUBLIC PROJECTS (Total 2)</b> <ul style="list-style-type: none"> <li>✓ EMWD Quail Tank Project</li> <li>✓ SoCal Gas Badlands Hydrostatic Testing Project</li> </ul>
<b>PRIVATE PROJECTS (Total 0)</b> None to date in 2023
<b>CRITERIA REFINEMENTS<sup>3</sup></b>
<b>PUBLIC PROJECTS (Total 0)</b> None to date in 2023
<b>PRIVATE PROJECTS (Total 0)</b> None to date in 2023

<sup>1</sup> A project is proposed on the property

<sup>2</sup> No project is proposed on the property and these HANS involve only private entities

<sup>3</sup> Triggered when a proposed project wants to develop on lands that are described to go into the MSHCP reserve



**RCA MSHCP Compliance Project Processing from  
January 1, 2024 thru January 31, 2024**

Actively in Process	Completed in 2024
<b>DEVELOPMENT HANS<sup>1</sup></b>	
<b>PUBLIC PROJECTS (Total 4)</b> <ul style="list-style-type: none"> <li>➤ Ethanac Road Bridge</li> <li>➤ Cajalco Road Widening and Safety Enhancement Project</li> <li>➤ Skyview Road Pedestrian Bridge Amendment</li> <li>➤ Riverside Transmission Reliability Project</li> </ul>	<b>PUBLIC PROJECTS (Total 0)</b> None to date in 2024
<b>PRIVATE PROJECTS (Total 25)</b> <ul style="list-style-type: none"> <li>➤ Calimesa – 2</li> <li>➤ Corona – 1</li> <li>➤ County – 10</li> <li>➤ Hemet – 1</li> <li>➤ Lake Elsinore – 2</li> <li>➤ Perris – 2</li> <li>➤ Temecula – 7</li> </ul>	<b>PRIVATE PROJECTS (Total 2)</b> <ul style="list-style-type: none"> <li>✓ County – 1</li> <li>✓ Lake Elsinore – 1</li> </ul>
<b>NON-DEVELOPMENT HANS<sup>2</sup></b>	
<b>PRIVATE PROJECTS (Total 2)</b> <ul style="list-style-type: none"> <li>➤ County – 2</li> </ul>	<b>PRIVATE PROJECTS (Total 0)</b> None to date in 2024

<sup>1</sup> A project is proposed on the property

<sup>2</sup> No project is proposed on the property and these HANS involve only private entities

Actively in Process	Completed in 2024
<b>PARTICIPATING SPECIAL ENTITY</b>	
<b>PUBLIC PROJECTS (Total 3)</b> <ul style="list-style-type: none"> <li>➤ RCWD Vail Dam Seismic and Hydrologic Remediation</li> <li>➤ SCE Canal 33kV Deteriorated Pole Replacement Project</li> <li>➤ SCE Saddleback 33kV Interset Pole</li> </ul>	<b>PUBLIC PROJECTS (Total 0)</b> None to date in 2024
<b>PRIVATE PROJECTS (Total 0)</b> None in process	<b>PRIVATE PROJECTS (Total 0)</b> None to date in 2024
<b>CRITERIA REFINEMENTS<sup>3</sup></b>	
<b>PUBLIC PROJECTS (Total 2)</b> <ul style="list-style-type: none"> <li>➤ County Waste Lamb Canyon Landfill Expansion</li> <li>➤ Green River Ranch</li> </ul>	<b>PUBLIC PROJECTS (Total 0)</b> None to date in 2024
<b>PRIVATE PROJECTS (Total 0)</b> None in process	<b>PRIVATE PROJECTS (Total 0)</b> None to date in 2024

<sup>3</sup> Triggered when a proposed project wants to develop on lands that are described to go into the MSHCP reserve



# **AGENDA ITEM 6E**



<b>WESTERN RIVERSIDE COUNTY REGIONAL CONSERVATION AUTHORITY</b>	
<b>DATE:</b>	March 4, 2024
<b>TO:</b>	Western Riverside County Regional Conservation Authority
<b>FROM:</b>	Angela Ferreira, Senior Management Analyst Hector Casillas, Right of Way Manager
<b>THROUGH:</b>	Anne Mayer, Executive Director
<b>SUBJECT:</b>	Acquisitions Status Report

**STAFF RECOMMENDATION:**

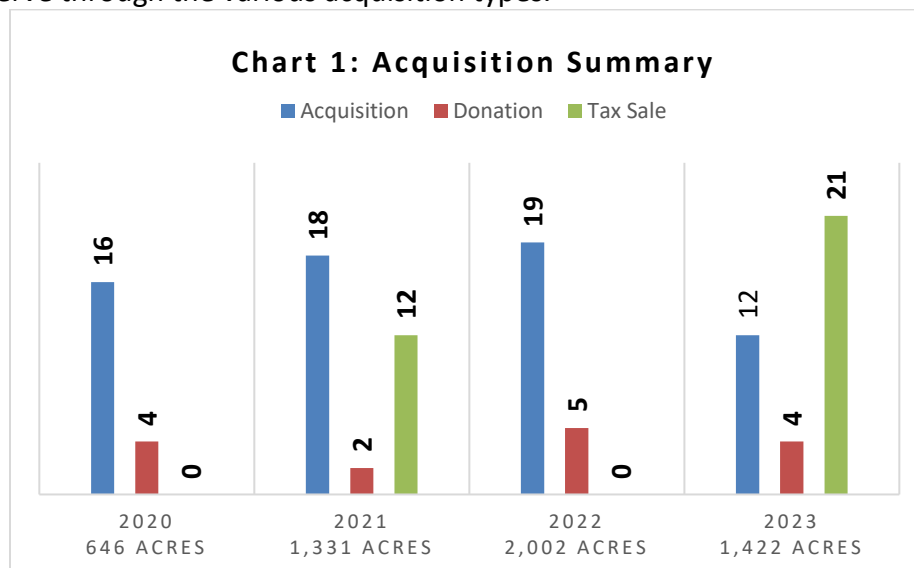
This item is for the Board of Directors to receive and file the acquisition status report as of December 31, 2023.

**BACKGROUND INFORMATION:**

The Board of Directors requested the Right of Way Department provide a monthly report of the status of various acquisitions.

For the combined months of November and December which represents the final reporting period of the 2023 calendar year, 37 parcels have been acquired, which include 12 acquisitions, 21 tax sale parcels, and 4 processed donations. The acquisitions added approximately 1,029 acres, the tax sale parcels added approximately 241 acres and the 4 processed donations added approximately 152 acres, for a combined total of an additional 1,422 acres to the reserve. As of December 31, 2023, staff is managing 43 active parcels.

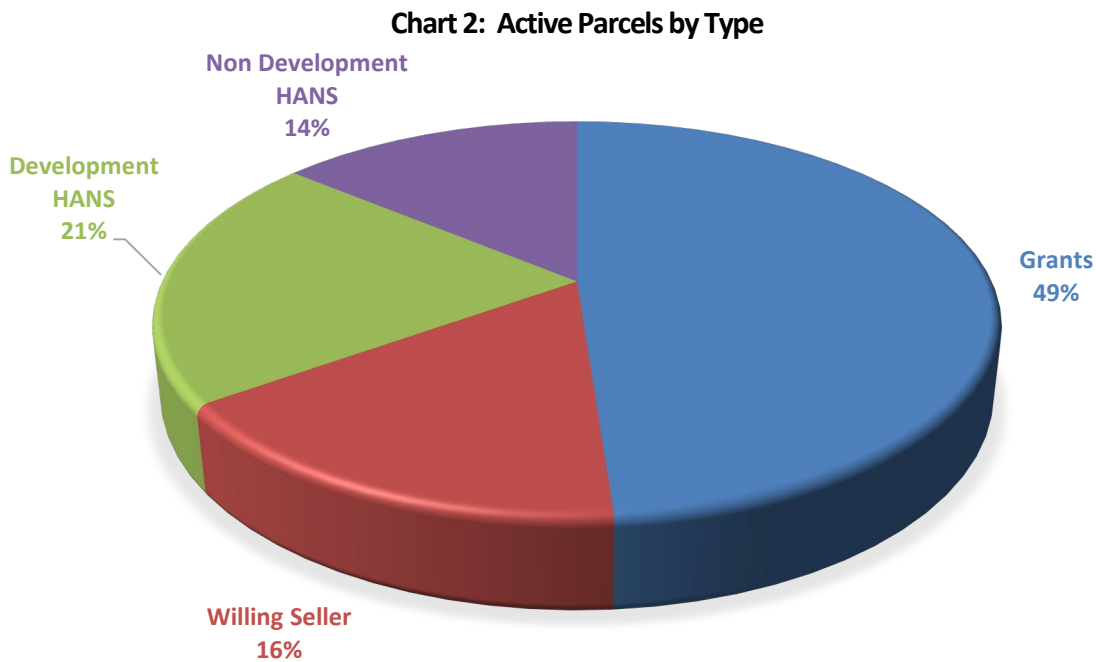
Chart 1 displays acquisition summaries from 2020 through 2023 to include land acquired through acquisition, donation, and tax sale. Additionally, it captures the total number of acres brought into the reserve through the various acquisition types.



Attachment 1 provides individual property details by type including location, owner representative, and acreage for active parcels as of December 31, 2023. The parcels are listed by the proposed close escrow date, if applicable.

The second attachment provides a map of the closed escrows for the months of November and December 2023.

Chart 2 illustrates the active parcels by type of acquisition: grant-funded, development HANS, non-development HANS, and willing seller.



**FISCAL IMPACT:**

This item is for informational purposes only. There is no fiscal impact.

**Attachments:**

- 1) Status of Right of Way Acquisitions as of December 31, 2023
- 2) Map of Closed Escrow for November and December 2023

**Western Riverside County Regional Conservation Authority**  
**Status of Acquisitions**  
**As of December 31, 2023**

Project Number	Location	Supervisory District	Owner Representative	Acreage
<b>Grants</b>				
R22492	Hemet	District 3	Robert Johnson	9.74 acres
R22485	Moreno Valley	District 5	Steve Hobbs	640.05 acres
R22528	Tenaja	District 1	Phil Percival	20.13 acres
R22527	Tenaja	District 1	Dana Story	47.70 acres
R22409	French Valley	District 3	Royal Borel	152.18 acres
R23119	Murrieta	District 3	Eric Washle	104.16 acres
R22553	Calimesa	District 5	Art Blaswell	117.6 acres
R22486	Jurupa Valley	District 2	N/A	53.35 acres
R22534	Corona	District 2	N/A	700.43 acres
R22540	Lake Elsinore	District 1	Steve Semingson	14.99 acres
R22541	Lake Elsinore	District 1	Val Wong	2.17 acres
R22542	Lake Elsinore	District 1	Carmela Rincon Loelkes	21.34 acres
R22543	Lake Elsinore	District 1	N/A	4.35 acres
R22544	Lake Elsinore	District 1	N/A	9.42 acres
R22545	Lake Elsinore	District 1	John Lewis	12.02 acres
R22548	Lake Elsinore	District 1	N/A	3.16 acres
R22549	Lake Elsinore	District 1	N/A	69.62 acres
R22511	Lake Elsinore	District 1	Ecosystem Investment Partner	44.70 acres
R22433	Lake Elsinore	District 1	Ecosystem Investment Partner	239.87 acres
R22547	San Jacinto	District 5	N/A	46.01 acres
R22554	Lake Elsinore	District 1	Val Wong	2.79 acres

<b>Development HANS</b>				
R22335	Murrieta	District 3	Bill Tyler	13.06 acres
R22171	Hemet	District 3	Ed Sauls	65.18 acres
R22539	Winchester	District 3	N/A	20.00 acres
R22309	Hemet	District 3	Ed Sauls	63.55 acres
R22507	Gavilan Hills	District 1	Garret Sauls	160 acres
R22555	Nuevo	District 5	Garret Sauls	153.07 acres
R22560	Nuevo	District 5	Amerie McGee	40 acres
R22526	Lake Elsinore	District 1	Garret Sauls	124.19 acres
R22563	Murrieta	District 3	Garret Sauls	13.53 acres

Non-Development HANS				
R22419	Aguanga	District 3	Garret Sauls	80.00 acres
R22449	Lake Elsinore	District 1	Ed Sauls	197.55 acres
R22149	Temecula	District 3	N/A	118.63 acres
R22428	Hemet	District 3	Garret Sauls	240 acres
R22561	Temecula	District 1	N/A	40 acres
R22556	Nuevo	District 5	Garret Sauls	39.18 acres

Willing Seller				
R22446	Beaumont	District 5	Ryan Ross	150 acres
R22487	Jurupa Valley	District 2	N/A	20 acres
R22546	Menifee	District 3	N/A	17.98 acres
R22461	Murrieta Valley	District 1	Garret Sauls	10.88 acres
R22551	Wildomar	District 1	Phil Percival	18.44 acres
R22552	Hemet	District 3	Brian Bush	32.84 acres
R22455	San Jacinto	District 3	Mike Naggar	165 acres



# Acquisitions

For the Months of November and December, 2023

	Acre
Total ARL's As of September 30, 2023	67,629
Kiley Donation	30
IDIL PLC North Conatser - JPR 09-04-24-01	37
Toscana Marketplace	64
Barth Acquisition	20
EIP Walker Canyon	238
<b>Total</b>	<b>68,018</b>

Total Conserved Lands (including PQP) 415,018 Acres

**+389 Acres**

- Nov/Dec 2023 Acquisition
- MSHCP Conserved ARL (Land)
- MSHCP Conserved ARL (Conservation Easement)
- MSHCP Conserved Public/Quasi-Public Land
- Criteria Cell
- City Boundary
- MSHCP Boundary
- Water Body
- Highway



2/14/2024

0 5 10 Miles





# **AGENDA ITEM 6F**



<b>WESTERN RIVERSIDE COUNTY REGIONAL CONSERVATION AUTHORITY</b>	
<b>DATE:</b>	March 4, 2024
<b>TO:</b>	Western Riverside County Regional Conservation Authority
<b>FROM:</b>	Jennifer Fuller, Financial Administration Manager Matthew Wallace, Deputy Director of Financial Administration
<b>THROUGH:</b>	Anne Mayer, Executive Director
<b>SUBJECT:</b>	Monthly Investment Report for November 2023

**STAFF RECOMMENDATION:**

This item is for the Board of Directors to receive and file the Monthly Investment Report for the month ended November 30, 2023.

**BACKGROUND INFORMATION:**

Per RCA Resolution No. 2023-001, an investment portfolio report shall be provided to the Board monthly. All of RCA's investments are managed by the County of Riverside Treasurer through the Riverside County Pooled Investment Fund.

The monthly investment report for November 2023, as required by state law and Board policy, reflects the investment activities resulting from available operating cash and endowments. As of November 30, 2023, RCA's cash and investments was comprised of the following:

<b>CASH AND INVESTMENTS PORTFOLIO</b>	<b>AMOUNTS</b>
<b>Operating</b>	\$ 66,729,734
<b>Trust</b>	19,403,243
<b>Total</b>	<b>\$ 86,132,977</b>

The monthly investment report includes the following information:

- Investment Portfolio Report;
- County of Riverside Investment Report for the Month Ended November 30, 2023.

RCA's investments were in full compliance with the Board's investment policy adopted on January 9, 2023. Additionally, RCA has adequate cash flows for the next six months.

**FISCAL IMPACT:**

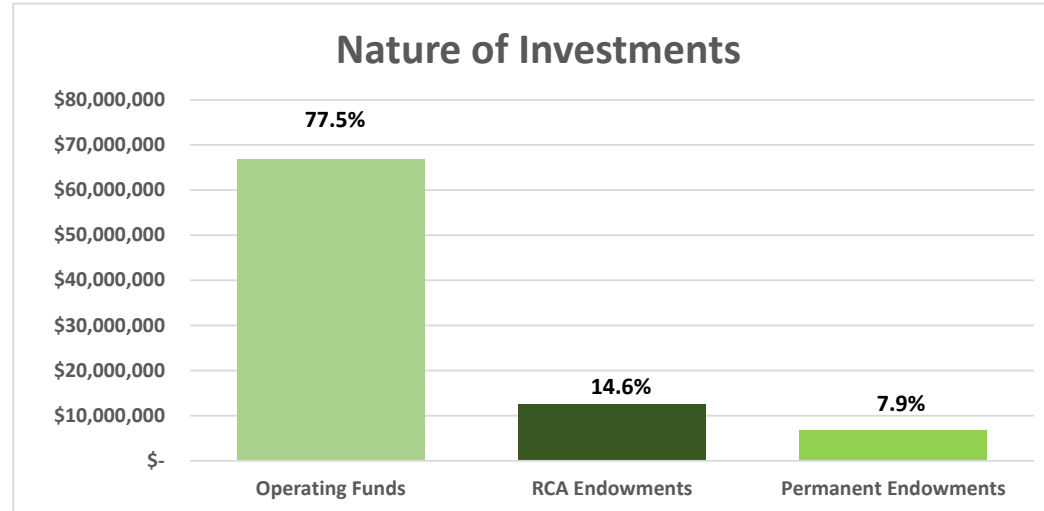
This is an information item. There is no fiscal impact.

Attachments:

- 1) Investment Portfolio Report
- 2) County of Riverside Investment Report for the Month Ended November 30, 2023

Western Riverside County Regional Conservation Authority  
Investment Portfolio Report  
Period Ended: November 30, 2023

	FAIR VALUE	RATING MOODYS / FITCH	COUPON RATE	YIELD TO MATURITY
<b>OPERATING FUNDS</b>				
County Treasurer's Pooled Investment Fund:				
Operating Funds	\$ 66,729,734	Aaa-bf/AAAF-S1	N/A	4.15%
<b>Subtotal Operating Funds</b>	<b>66,729,734</b>			
<b>FUNDS HELD IN TRUST</b>				
County Treasurer's Pooled Investment Fund:				
RCA Endowments	12,583,356	Aaa-bf/AAAF-S1	N/A	4.15%
Permanent Endowments	6,819,887	Aaa-bf/AAAF-S1	N/A	4.15%
<b>Subtotal Funds Held in Trust</b>	<b>19,403,243</b>			
<b>TOTAL Cash and Investments</b>	<b>\$ 86,132,977</b>			





# COUNTY OF RIVERSIDE

## TREASURER-TAX COLLECTOR'S

### MANAGED BY

**Matt Jennings**

**Treasurer-Tax Collector**

Giovane Pizano

Assistant Treasurer

John Byerly

Chief Investment Officer

Steve Faeth

Senior Investment Officer

Isela Licea

Investment Officer


COUNTY ADMINISTRATIVE CENTER

4080 LEMON STREET,

4TH FLOOR,

RIVERSIDE, CA 92502-2205

[WWW.COUNTYTREASURER.ORG](http://WWW.COUNTYTREASURER.ORG)



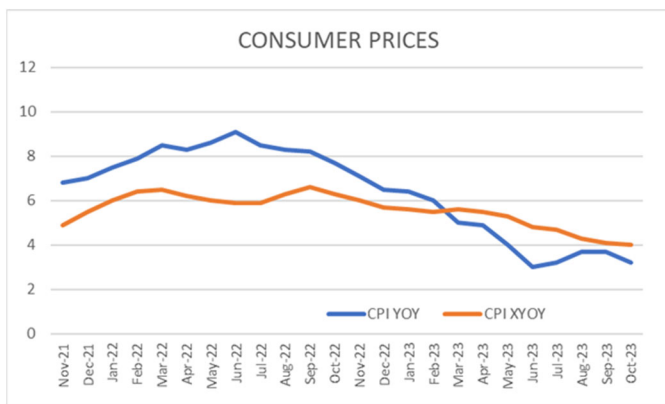
**TREASURER-TAX COLLECTOR'S  
POOLED INVESTMENT FUND**

## November 2023 REPORT

## Inflation Finally Cooling

November began with a Federal Open Market Committee (FOMC) rate decision where Fed officials held their benchmark rate steady in the range of 5.25% to 5.50% and left the door open to more tightening as Powell said there's a long way to go to get inflation back down to target. Even so, many investors seemed focused on what they saw as dovish elements, including the missing update to their dot plot (graph that shows Fed's rate forecasts).

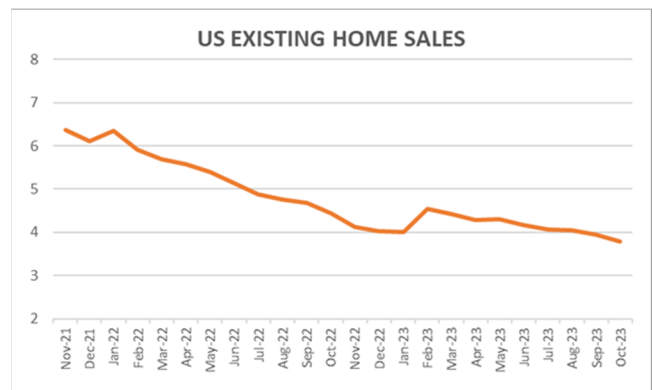
Several economic indicators suggest the United States' pace of economic growth is beginning to slow. The labor market drew the most attention. After September's surprising surge, nonfarm payrolls advanced at a more moderate 150,000 net new jobs. Strike activity, particularly the UAW strike, looks to have suppressed overall hiring during the month. Total payrolls rose 1.9% year-over-year, the slowest annual change since early 2021. The number of payrolls added over the prior two months was also revised down by a hefty 101,000.



While maximum employment is generally considered the Fed's number one mandate, the second most important component observed is inflation. November's inflation releases continued to decelerate. The Consumer Price Index (CPI) year-over-year rate slipped by a half a percentage point to 3.2% after the prior month's 3.7% year-over-year rate. The softer than expected CPI report is good news for the Fed and reinforces the market's belief that the FOMC has ended its hiking cycle.

Here in the Riverside metropolitan area, inflation has not changed over the last two months, but was up more than 4% in the last year, according to the U.S. Bureau of Labor Statistics. Their report showed energy costs dropped 6% driven primarily by a drop in prices at the gas pump. Food prices dropped slightly, "influenced by lower prices for meats, poultry, fish and eggs, and fruits and vegetables." Shelter rose 1.3% during the period.

With the rate of inflation still well above the Fed's target, some argue we may still have some time before we see the Fed cutting rates again. This view may help explain mortgage rates that continue to remain elevated, causing affordability issues in the housing market. Existing home sales dropped 4.1%, the fifth consecutive monthly decline. The 3.79-million-unit pace registered during the month was the slowest pace of home buying activity since 2010.



Fixed income markets reacted across the curve as the 2-year Treasury yield began November at 4.95% and ended the month at 4.68%. The 5-year Treasury yield began the month at 4.65% and dropped to 4.27% by month-end. Stock markets rose as the Dow Jones Industrial Average began the month at 33,275 and ended the month at 35,950.

Matt Jennings

Treasurer-Tax Collector



## Treasurer Tax-Collector Statement

The Treasurer's Pooled Investment Fund is comprised of contributions from the county, schools, special districts, and other discretionary depositors throughout the County of Riverside. The primary objective of the Treasurer shall be to **safeguard the principal** of the funds under the Treasurer's control, meet the **liquidity needs** of the depositor, and to maximize a **return on the funds** within the given parameters.

The Treasurer-Tax Collector and the Capital Markets team are committed to maintaining the highest credit ratings. The Treasurer's Pooled Investment Fund is currently rated **Aaa-bf** by **Moody's Investor Service** and **AAAf/S1** by **Fitch Ratings**, two of the nation's most trusted bond credit rating services.

Since its inception, the Treasurer's Pooled Investment Fund has been in **full compliance** with the Treasurer's Statement of Investment Policy, which is more restrictive than California Government Code 53646.

## PORTFOLIO SUMMARY

Month End Values \$  
are Expressed in  
000,000

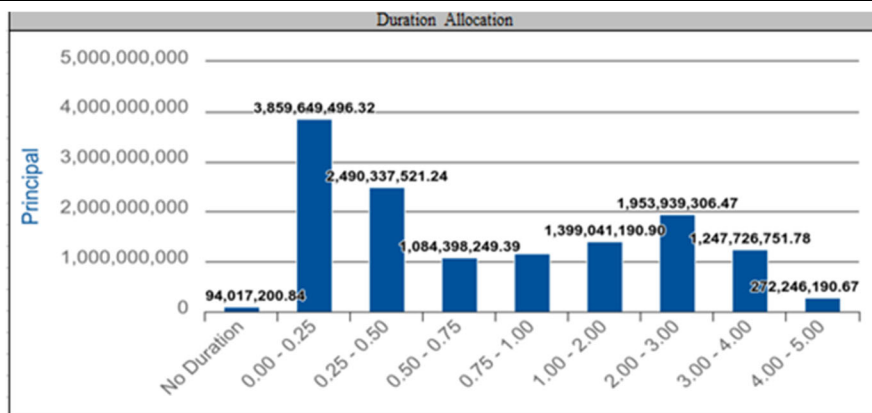
	Nov-23	May-23	Nov-22
Principal Value	13,569.88	13,892.33	11,799.50
Market Value*	13,381.95	13,681.46	11,506.68
Book Value*	13,616.98	13,946.20	11,820.02
Unrealized Gain/Loss*	-235.03	-264.74	-313.34
Paper Gain or Loss %	-1.726%	-1.898%	-2.651%
Yield	4.15	3.72	2.49
WAM (Yrs)	1.39	1.25	1.34

\* Market values do not include accrued interest.

\* Book Value is amount paid changed by amortization. Accretion, adjustments, write downs

\* Unrealized Gain/Loss is Market Value - Book Value

## TPIF STATS

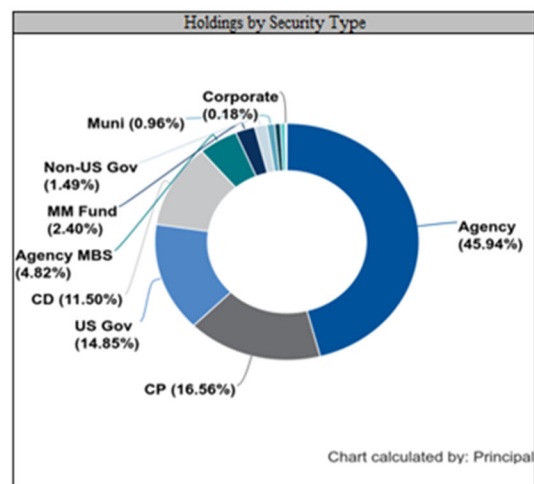


**Composite Credit Ratings**

Rating	Moody's Rating	Market Value	S&P Rating
AAA	Aaa	895,246,887.21	AAA
AA+	Aaa	7,005,275,260.99	AA+
AA	Aa2	44,234,231.55	AA+
AA-	Aa2	9,294,885.00	AA-
NA	NA	166,367,800.84	NA
A-1+	P-1	4,187,949,301.14	AAA
A-1	P-1	1,133,326,362.41	A-1

**Holdings by Security Type**

Security Type Category	Days to Final Maturity	Par Value	Market Price	Yield	Principal
Corporate	46	25,000,000.00	99.7901	4.967	24,674,750.00
Agency CMO	511	85,147,349.47	97.4683	5.028	83,024,742.28
Mutual Fund	---	93,213,169.12	1.0086	4.880	94,017,200.84
Muni	559	129,420,000.00	96.5904	1.961	130,270,815.00
Non-US Gov	395	203,895,000.00	96.7862	2.260	202,169,263.14
MM Fund	0	325,000,000.00	1.0000	5.290	325,000,000.00
Agency MBS	1360	666,954,580.37	96.4623	4.412	653,542,321.24
CD	143	1,560,000,000.00	100.0000	5.717	1,560,000,000.00
US Gov	461	2,035,000,000.00	97.1071	3.546	2,015,477,896.91
CP	79	2,289,940,000.00	98.8868	5.521	2,247,613,477.43
Agency	709	6,277,744,250.00	96.9888	3.449	6,234,096,940.10
<b>Total</b>	<b>507</b>	<b>13,691,314,348.96</b>	<b>94.7106</b>	<b>4.150</b>	<b>13,569,887,406.94</b>



## PORTFOLIO CASHFLOWS

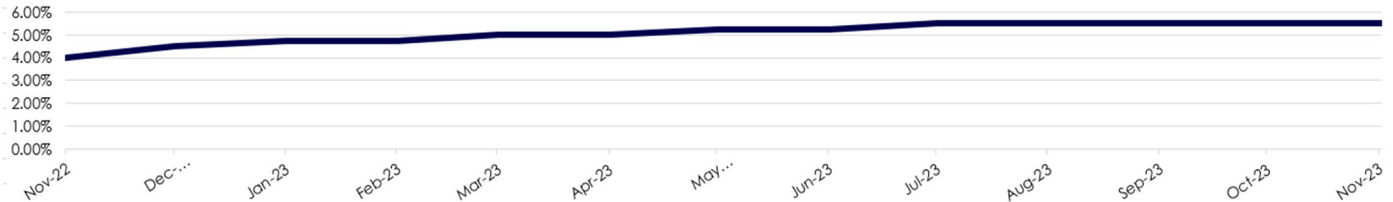
Month	Monthly Receipts	Monthly Disbursements	Difference	Required Matured Investments	Balance	Actual Investments Maturing	Available to Invest > 1 Year
12/2023					42.33		
12/2023	3,900.00	1,800.00	2100.00		2,142.33	1,181.12	
01/2024	1,800.00	2,800.00	-1000.00		1,142.33	1,647.92	
02/2024	1,600.00	2,200.00	-600.00		542.33	1,450.65	
03/2024	2,600.00	1,900.00	700.00		1,242.33	888.39	
04/2024	3,131.00	2,100.00	1031.00		2,273.33	228.79	
05/2024	2,300.00	3,075.25	-775.25		1,498.08	1,345.18	
06/2024	2,100.00	2,300.00	-200.00		1,298.08	731.30	
07/2024	1,200.00	2,300.00	-1100.00		198.08	284.49	
08/2024	1,700.00	2,000.00	-300.00	101.92	0.00	454.30	
09/2024	2,300.00	1,900.00	400.00		400.00	535.35	
10/2024	2,691.73	3,100.00	-408.27	8.27	0.00	409.90	
11/2024	2,200.00	2,050.00	150.00		150.00	270.99	
<b>TOTALS</b>	<b>27,522.73</b>	<b>27,525.25</b>	<b>(2.52)</b>	<b>110.19</b>	<b>10,929.22</b>	<b>9,428.38</b>	<b>13,581.12</b>
				<b>0.80%</b>		<b>68.86%</b>	<b>99.20%</b>

# FIXED INCOME MARKETS

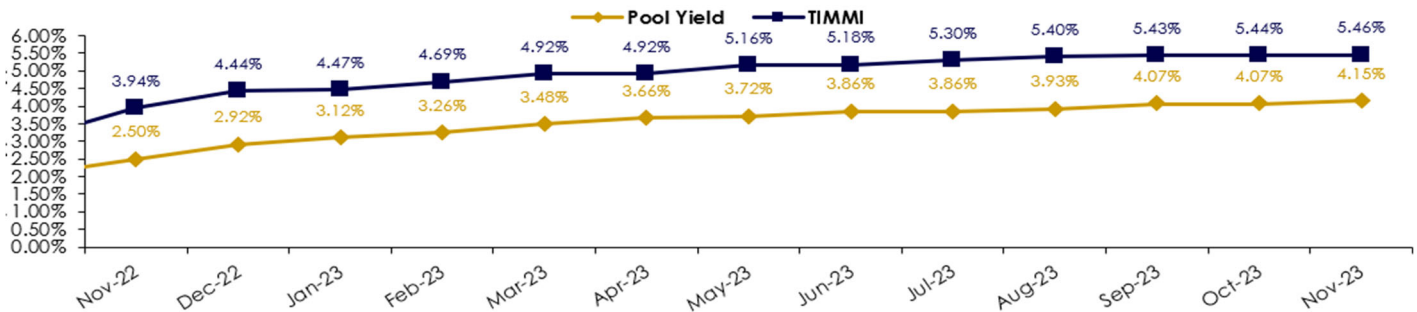
## FED FUNDS UPPER LIMIT RATE

Fed Fund Rate: 5.25% to 5.50%

Next FOMC Scheduled Meeting: 12/13/2023



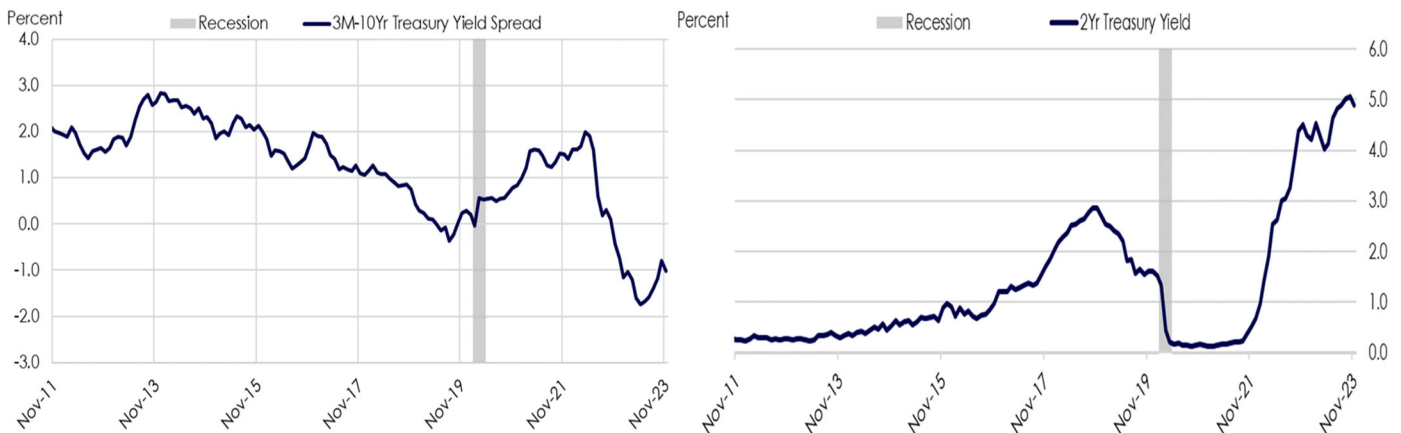
## TIMMI



The Treasurer's Institutional Money Market Index (TIMMI) is a composite index of four AAA rated prime institutional money market funds.

Their average yield is compared to the yield of the Treasurer's Pooled Investment Fund in the above graph.

## US Treasury Market



US Treasury Yield Curve	3 Mo	6 Mo	1 Yr	2 Yr	3 Yr	5 Yr	10 Yr	30 Yr
11/30/2023 - 11/01/2023	-0.12	-0.13	-0.21	-0.22	-0.28	-0.36	-0.40	-0.42
11/30/2023	5.45	5.38	5.16	4.73	4.48	4.31	4.37	4.54
11/01/2023	5.57	5.51	5.37	4.95	4.76	4.67	4.77	4.96

## Compliance Status: Full Compliance

The Treasurer's Pooled Investment Fund was in full compliance with the County of Riverside's Treasurer's Statement of Investment Policy. The County's Statement of Investment Policy is more restrictive than California Government Code 53646. The County's Investment Policy is reviewed annually by the County of Riverside's Oversight Committee and approved by the Board of Supervisors.

Investment Category	GOVERNMENT CODE			COUNTY INVESTMENT POLICY			Actual % of Boon Value
	Maximum Maturity	Authorized % Limit	S&P/ Moody's	Maximum Maturity	Authorized % Limit	S&P/ Moody's	
<b>MUNICIPAL BONDS (MUNI)</b>	5 YEARS	NO LIMIT	NA	5 YEARS	15%	AA-/Aa3/AA-	<b>0.95%</b>
<b>U.S. TREASURIES</b>	5 YEARS	NO LIMIT	NA	5 YEARS	100%	NA	<b>14.86%</b>
<b>LOCAL AGENCY OBLIGATIONS (LAO)</b>	5 YEARS	NO LIMIT	NA	3 YEARS	2.50%	INVESTMENT GRADE	<b>0.00%</b>
<b>FEDERAL AGENCIES</b>	5 YEARS	NO LIMIT	AAA	5 YEARS	100%	NA	<b>51.36%</b>
<b>COMMERCIAL PAPER (CP)</b>	270 DAYS	40%	A1/P1	270 DAYS	40%	A1/P1/F1	<b>16.63%</b>
<b>NEGOTIABLE CERTIFICATE OF DEPOSITS &amp; COLLATERALIZED TIME DEPOSITS (NCD &amp; TCD)</b>	5 YEARS	30%	NA	2 YEAR	20%	A1/P1/F1	<b>11.46%</b>
<b>INT'L BANK FOR RECONSTRUCTION AND DEVELOPMENT, INT'L FINANCE CORPORATION, AND INTER-AMERICAN DEVELOPMENT BANK</b>	NA	NA	NA	5 YEARS	20%	AA/Aa/AA	<b>1.49%</b>
<b>REPURCHASE AGREEMENTS (REPO)</b>	1 YEARS	NO LIMIT	NA	45 DAYS	40% max, 25% in term repo over 7 days	NA	<b>0.0%</b>
<b>REVERSE REPOS</b>	92 DAYS	20%	NA	60 DAYS	10%	NA	<b>0.00%</b>
<b>MEDIUM TERM NOTES (MTNO) CORPORATE NOTES</b>	5 YEARS	30%	A	4 YEARS	20%	A/A2/A	<b>0.18%</b>
<b>CALTRUST SHORT TERM FUND</b>	NA	NA	NA	DAILY LIQUIDITY	1.00%	NA	<b>0.67%</b>
<b>MONEY MARKET MUTUAL FUNDS (MMF)</b>	60 DAYS <sup>(1)</sup>	20%	AAA/Aaa <sup>(2)</sup>	DAILY LIQUIDITY	20%	AAA by 2 Of 3 RATINGS AGC.	<b>2.39%</b>
<b>LOCAL AGENCY INVESTMENT FUND (LAIF)</b>	NA	NA	NA	DAILY LIQUIDITY	Max \$50 million	NA	<b>0.00%</b>
<b>CASH/DEPOSIT ACCOUNT</b>	NA	NA	NA	NA	NA	NA	<b>0.00%</b>



Agency  
AGCY BOND

Cusip	Description	Yield	Market Price	Final Maturity	Par Value	Market Value	Book Value	Net Unrealized Gain/Loss
3133EMJ06	FEDERAL FARM CREDIT BANKS FUNDING CORP	0.253	99.9009	12/08/2023	9,931,000.00	9,921,158.38	9,931,007.27	(9,848.89)
3133EMKW1	FEDERAL FARM CREDIT BANKS FUNDING CORP	0.235	99.7135	12/21/2023	20,000,000.00	19,942,700.00	19,999,724.97	(57,024.97)
3133EMKW1	FEDERAL FARM CREDIT BANKS FUNDING CORP	0.235	99.7135	12/21/2023	10,000,000.00	9,971,350.00	9,999,862.86	(28,512.86)
3130AKKP0	FEDERAL HOME LOAN BANKS	0.235	99.6981	12/22/2023	15,000,000.00	14,954,715.00	14,999,613.39	(44,898.39)
3130AQF57	FEDERAL HOME LOAN BANKS	0.736	99.7184	12/22/2023	25,000,000.00	24,929,600.00	24,998,417.81	(68,817.81)
3130AUE67	FEDERAL HOME LOAN BANKS	4.838	99.9414	12/27/2023	25,000,000.00	24,985,350.00	24,998,477.96	(13,127.96)
3130AKL79	FEDERAL HOME LOAN BANKS	0.250	99.6109	12/28/2023	10,000,000.00	9,961,090.00	10,000,000.00	(38,910.00)
3133EMLT7	FEDERAL FARM CREDIT BANKS FUNDING CORP	0.244	99.6134	12/28/2023	10,000,000.00	9,961,340.00	9,999,749.96	(38,409.96)
3133EMLT7	FEDERAL FARM CREDIT BANKS FUNDING CORP	0.235	99.6134	12/28/2023	15,000,000.00	14,942,010.00	14,999,721.79	(57,711.79)
3130ASKB4	FEDERAL HOME LOAN BANKS	3.350	99.8311	12/29/2023	25,000,000.00	24,957,775.00	25,000,000.00	(42,225.00)
3133EN5M8	FEDERAL FARM CREDIT BANKS FUNDING CORP	4.875	99.9243	01/10/2024	25,000,000.00	24,981,075.00	25,000,000.00	(18,925.00)
3130AUM92	FEDERAL HOME LOAN BANKS	4.847	99.8916	01/19/2024	25,000,000.00	24,972,900.00	24,996,848.56	(23,948.56)
3134GWC6	FEDERAL HOME LOAN MORTGAGE CORP	0.420	99.2608	01/24/2024	15,000,000.00	14,889,120.00	15,000,000.00	(110,880.00)
3130AUPW8	FEDERAL HOME LOAN BANKS	4.870	99.8767	01/26/2024	25,000,000.00	24,969,175.00	24,995,550.68	(26,375.68)
3130AUPW8	FEDERAL HOME LOAN BANKS	4.850	99.8767	01/26/2024	35,000,000.00	34,956,845.00	34,994,818.08	(37,973.08)
3130AUQC1	FEDERAL HOME LOAN BANKS	4.875	99.8666	01/30/2024	25,000,000.00	24,971,650.00	25,000,000.00	(28,350.00)
3130AUQC1	FEDERAL HOME LOAN BANKS	4.875	99.8666	01/30/2024	25,000,000.00	24,971,650.00	25,000,000.00	(28,350.00)
3130AURR7	FEDERAL HOME LOAN BANKS	5.101	99.8616	02/02/2024	25,755,000.00	25,719,355.08	25,739,880.64	(20,525.56)
3130AUZM9	FEDERAL HOME LOAN BANKS	5.100	99.8954	02/21/2024	50,000,000.00	49,947,700.00	50,000,000.00	(52,300.00)
3135GA5A5	FEDERAL NATIONAL MORTGAGE ASSOCIATION	0.350	98.8406	02/23/2024	20,000,000.00	19,768,120.00	20,000,000.00	(231,880.00)
3130AULM2	FEDERAL HOME LOAN BANKS	5.058	99.8888	02/27/2024	50,000,000.00	49,944,400.00	50,000,000.00	(55,600.00)
3133ELN19	FEDERAL FARM CREDIT BANKS FUNDING CORP	1.542	99.0551	02/28/2024	5,000,000.00	4,952,755.00	5,000,000.00	(47,245.00)
3136G4Z97	FEDERAL NATIONAL MORTGAGE ASSOCIATION	0.375	98.7768	02/28/2024	10,000,000.00	9,877,680.00	10,000,000.00	(122,320.00)
3130ARHG9	FEDERAL HOME LOAN BANKS	2.180	99.1882	02/28/2024	7,000,000.00	6,943,174.00	6,998,992.60	(55,818.60)
3133EPCB9	FEDERAL FARM CREDIT BANKS FUNDING CORP	5.116	99.8936	02/28/2024	25,000,000.00	24,973,400.00	24,998,841.78	(25,441.78)
3130AVJ1	FEDERAL HOME LOAN BANKS	5.337	99.9176	03/06/2024	50,000,000.00	49,958,800.00	49,988,983.61	(30,183.61)
3130AWEH9	FEDERAL HOME LOAN BANKS	5.312	99.9295	03/08/2024	10,000,000.00	9,992,950.00	10,000,000.00	(7,050.00)
3133ENR83	FEDERAL FARM CREDIT BANKS FUNDING CORP	1.764	98.9007	03/14/2024	20,000,000.00	19,780,140.00	19,992,260.47	(212,120.47)
3133EMT72	FEDERAL FARM CREDIT BANKS FUNDING CORP	0.307	98.4759	03/18/2024	25,000,000.00	24,618,975.00	24,999,471.37	(380,496.37)
3130AKKF2	FEDERAL HOME LOAN BANKS	0.279	98.3259	03/28/2024	15,000,000.00	14,748,885.00	14,999,551.07	(250,666.07)
3130AKKF2	FEDERAL HOME LOAN BANKS	0.270	98.3259	03/28/2024	10,000,000.00	9,832,590.00	10,000,000.00	(167,410.00)
3130AKKF2	FEDERAL HOME LOAN BANKS	0.270	98.3259	03/28/2024	15,000,000.00	14,748,885.00	15,000,000.00	(251,115.00)
3136G43W1	FEDERAL NATIONAL MORTGAGE ASSOCIATION	0.320	98.3393	03/28/2024	10,000,000.00	9,833,930.00	10,000,000.00	(166,070.00)
3130ARF55	FEDERAL HOME LOAN BANKS	2.000	98.8730	03/28/2024	10,000,000.00	9,887,300.00	10,000,000.00	(112,700.00)
3130AVFY3	FEDERAL HOME LOAN BANKS	5.150	99.8679	03/28/2024	50,000,000.00	49,933,950.00	50,000,000.00	(66,050.00)
3130AVBR2	FEDERAL HOME LOAN BANKS	5.514	99.9722	04/01/2024	20,000,000.00	19,994,440.00	20,000,000.00	(5,560.00)
3133EMVD1	FEDERAL FARM CREDIT BANKS FUNDING CORP	0.330	98.2449	04/05/2024	10,000,000.00	9,824,490.00	10,000,000.00	(175,510.00)
3130ALTJ3	FEDERAL HOME LOAN BANKS	0.375	98.2186	04/08/2024	10,000,000.00	9,821,860.00	10,000,000.00	(178,140.00)
3130AVKY7	FEDERAL HOME LOAN BANKS	5.000	99.8041	04/10/2024	15,000,000.00	14,970,615.00	15,000,000.00	(29,385.00)
3135GAGD7	FEDERAL NATIONAL MORTGAGE ASSOCIATION	5.100	99.8354	04/11/2024	15,000,000.00	14,975,310.00	15,000,000.00	(24,690.00)
3133ENUS7	FEDERAL FARM CREDIT BANKS FUNDING CORP	2.721	98.8972	04/18/2024	10,520,000.00	10,403,985.44	10,514,531.64	(110,546.20)
3133ENUS7	FEDERAL FARM CREDIT BANKS FUNDING CORP	2.580	98.8972	04/18/2024	10,000,000.00	9,889,720.00	10,000,000.00	(110,280.00)
3135GAGQ8	FEDERAL NATIONAL MORTGAGE ASSOCIATION	5.050	99.8079	04/19/2024	15,000,000.00	14,971,185.00	15,000,000.00	(28,815.00)
3130AVPN6	FEDERAL HOME LOAN BANKS	5.120	99.8256	04/26/2024	10,000,000.00	9,982,560.00	10,000,000.00	(17,440.00)
3134GWA10	FEDERAL HOME LOAN MORTGAGE CORP	0.500	97.9795	04/29/2024	15,000,000.00	14,696,925.00	15,000,000.00	(303,075.00)
3130AWBC3	FEDERAL HOME LOAN BANKS	5.210	99.8826	05/01/2024	50,000,000.00	49,941,300.00	50,000,000.00	(58,700.00)
3135GA2P5	FEDERAL NATIONAL MORTGAGE ASSOCIATION	0.356	97.8723	05/03/2024	3,500,000.00	3,425,530.50	3,499,915.10	(74,384.60)
3130AVKR2	FEDERAL HOME LOAN BANKS	5.174	99.8421	05/03/2024	15,000,000.00	14,976,315.00	15,000,000.00	(23,685.00)
3130AVMG4	FEDERAL HOME LOAN BANKS	5.284	99.8775	05/06/2024	50,000,000.00	49,938,750.00	50,000,000.00	(61,250.00)
3130AW3N8	FEDERAL HOME LOAN BANKS	4.751	99.6767	05/08/2024	15,000,000.00	14,951,505.00	15,000,000.00	(48,495.00)
3130AVMT4	FEDERAL HOME LOAN BANKS	4.383	99.5008	05/15/2024	15,000,000.00	14,925,120.00	15,000,000.00	(74,880.00)
3130AVM90	FEDERAL HOME LOAN BANKS	4.388	99.4653	05/15/2024	15,000,000.00	14,919,795.00	14,994,411.47	(74,616.47)
3130AVZU9	FEDERAL HOME LOAN BANKS	4.750	99.6648	05/15/2024	8,000,000.00	7,973,184.00	8,000,000.00	(26,816.00)
3135GA3C3	FEDERAL NATIONAL MORTGAGE ASSOCIATION	0.350	97.6887	05/17/2024	10,000,000.00	9,768,870.00	10,000,000.00	(231,130.00)
3135GA3C3	FEDERAL NATIONAL MORTGAGE ASSOCIATION	0.350	97.6887	05/17/2024	10,000,000.00	9,768,870.00	10,000,000.00	(231,130.00)
3130AVK50	FEDERAL HOME LOAN BANKS	5.204	99.8399	05/17/2024	15,000,000.00	14,975,985.00	15,000,000.00	(24,015.00)
3130AVKU5	FEDERAL HOME LOAN BANKS	5.104	99.8065	05/17/2024	15,000,000.00	14,970,975.00	15,000,000.00	(29,025.00)
3130AVR46	FEDERAL HOME LOAN BANKS	5.304	99.8828	05/17/2024	25,000,000.00	24,970,700.00	25,000,000.00	(29,300.00)
3130AVLK6	FEDERAL HOME LOAN BANKS	5.054	99.7777	05/21/2024	50,000,000.00	49,888,850.00	50,000,000.00	(111,150.00)
3134GXCF9	FEDERAL HOME LOAN MORTGAGE CORP	0.400	97.6164	05/24/2024	10,000,000.00	9,761,640.00	10,000,000.00	(238,360.00)
3134GXCF9	FEDERAL HOME LOAN MORTGAGE CORP	0.400	97.6164	05/24/2024	10,000,000.00	9,761,640.00	10,000,000.00	(238,360.00)
3130AVU75	FEDERAL HOME LOAN BANKS	5.344	99.8911	05/24/2024	25,000,000.00	24,972,775.00	25,000,000.00	(27,225.00)
3130AW2G4	FEDERAL HOME LOAN BANKS	5.260	99.8652	05/24/2024	25,000,000.00	24,966,300.00	25,000,000.00	(33,700.00)
3134GVYX0	FEDERAL HOME LOAN MORTGAGE CORP	0.500	97.5630	06/03/2024	10,000,000.00	9,756,300.00	10,000,000.00	(243,700.00)
3130AVYY2	FEDERAL HOME LOAN BANKS	5.414	99.9159	06/07/2024	25,000,000.00	24,978,975.00	25,000,000.00	(21,025.00)
3130AX3W6	FEDERAL HOME LOAN BANKS	5.462	99.9985	06/14/2024	15,000,000.00	14,999,775.00	15,000,000.00	(225.00)
3133ENYX2	FEDERAL FARM CREDIT BANKS FUNDING CORP	3.439	98.8323	06/17/2024	10,000,000.00	9,883,230.00	9,990,118.06	(106,888.06)
3134GXV50	FEDERAL HOME LOAN MORTGAGE CORP	2.900	98.6142	06/21/2024	10,000,000.00	9,861,420.00	10,000,000.00	(138,580.00)
3130AWDA5	FEDERAL HOME LOAN BANKS	5.450	99.9545	06/21/2024	10,000,000.00	9,995,450.00	10,000,000.00	(4,550.00)
3134GWR32	FEDERAL HOME LOAN MORTGAGE CORP	0.410	97.2286	06/24/2024	10,000,000.00	9,722,860.00	10,000,000.00	(277,140.00)
3130AWQY9	FEDERAL HOME LOAN BANKS	5.556	99.9758	06/27/2024	50,000,000.00	49,987,900.00	50,000,000.00	(12,100.00)
3130AKLB0	FEDERAL HOME LOAN BANKS	0.260	97.0944	06/28/2024	10,000,000.00	9,709,440.00	10,000,000.00	(290,560.00)
3130AKLB0	FEDERAL HOME LOAN BANKS	0.260	97.0944	06/28/2024	15,000,000.00	14,564,160.00	15,000,000.00	(435,840.00)
3130AQ6U2	FEDERAL HOME LOAN BANKS	1.000	97.5071	06/28/2024	25,000,000.00	24,376,775.00	25,000,000.00	(623,225.00)
3130ASD55	FEDERAL HOME LOAN BANKS	5.356	98.4990	06/28/2024	50,000,000.00	49,249,500.00	49,280,555.56	(31,055.56)
3130AWEX4	FEDERAL HOME LOAN BANKS	5.500	99.9583	06/28/2024	15,000,000.00	14,993,745.00	15,000,000.00	(6,255.00)
3130AWEX4	FEDERAL HOME LOAN BANKS	5.500	99.9583	06/28/2024	10,000,000.00	9,995,830.00	10,000,000.00	(4,170.00)
3130AWFN5	FEDERAL HOME LOAN BANKS	5.400	99.9114	06/28/2024	15,000,000.00	14,986,710.00	15,000,000.00	(13,290.00)
3134GV3A4	FEDERAL HOME LOAN MORTGAGE CORP	0.500	97.2101	07/01/2024	5,000,000.00	4,860,505.00	5,000,000.00	(139,495.00)
313384ZE2	FEDERAL HOME LOAN BANKS	5.464	96.8212	07/10/2024	10,000,000.00	9,682,120.00	9,682,108.33	11.67
313384ZE2	FEDERAL HOME LOAN BANKS	5.464	96.8212	07/10/2024	10,000,000.00	9,682,120.00	9,682,108.33	11.67
3134GV5R5	FEDERAL HOME LOAN MORTGAGE CORP	0.570	97.0610	07/15/2024	5,000,000.00	4,853,050.00	5,000,000.00	(146,950.00)
3135GAJQ5	FEDERAL NATIONAL MORTGAGE ASSOCIATION	5.521	99.9475	07/16/2024	10,000,000.00	9,994,750.00	10,000,000.00	(5,250.00)
3130AWGZ7	FEDERAL HOME LOAN BANKS	5.464	99.9358	07/19/2024	10,000,000.00	9,993,580.00	10,000,000.00	(6,420.00)
3135GAJP7	FEDERAL NATIONAL MORTGAGE ASSOCIATION	5.500	99.9374	07/24/2024	10,000,000.00	9,993,740.00	10,000,000.00	(6,260.00)
3134GYFM9	FEDERAL HOME LOAN MORTGAGE CORP	5.050	99.6688	08/01/2024	15,000,000.00	14,950,320.00	15,000,000.00	(49,680.00)
3136G4J38	FEDERAL NATIONAL MORTGAGE ASSOCIATION	0.410	96.6133	08/12/2024	15,000,000.00	14,491,995.00	15,000,000.00	(508,005.00)
3130AXCK2	FEDERAL HOME LOAN BANKS	5.507	100.0567	08/12/2024	50,000,000.00	50,028,350.00	50,000,000.00	28,350.00
3133ELJ40	FEDERAL FARM CREDIT BANKS FUNDING CORP	2.882	96.5674	08/19/2024	10,000,000.00	9,656,740.00	9,833,922.82	(177,182.82)
3136G4P31	FEDERAL NATIONAL MORTGAGE ASSOCIATION	0.450	96.5536	08/19/2024	3,701,000.00	3,573,448.74	3,701,000.00	(127,551.26)
313								

3136G43H4	FEDERAL NATIONAL MORTGAGE ASSOCIATION	0.400	96.2650	09/16/2024	10,000,000.00	9,626,500.00	10,000,000.00	(373,500.00)
3133EKP75	FEDERAL FARM CREDIT BANKS FUNDING CORP	1.671	97.1720	09/17/2024	6,128,000.00	5,954,700.16	6,124,650.43	(169,950.27)
3130AXE38	FEDERAL HOME LOAN BANKS	5.533	100.2571	09/20/2024	35,000,000.00	35,089,985.00	34,991,254.96	98,730.04
3134GXVM3	FEDERAL HOME LOAN MORTGAGE CORP	3.001	98.1492	09/23/2024	15,000,000.00	14,722,380.00	15,000,000.00	(277,620.00)
3130ANX88	FEDERAL HOME LOAN BANKS	0.500	96.1511	09/27/2024	10,000,000.00	9,615,110.00	10,000,000.00	(384,890.00)
3130ALTH7	FEDERAL HOME LOAN BANKS	0.510	96.1261	09/30/2024	25,000,000.00	24,031,525.00	25,000,000.00	(968,475.00)
3130APBH7	FEDERAL HOME LOAN BANKS	0.590	96.1741	09/30/2024	20,000,000.00	19,234,820.00	19,996,671.53	(761,851.53)
3133EPYB5	FEDERAL FARM CREDIT BANKS FUNDING CORP	5.362	100.2014	10/10/2024	25,553,000.00	25,604,463.74	25,580,502.42	23,961.32
3130AXL71	FEDERAL HOME LOAN BANKS	5.451	100.2044	10/11/2024	55,000,000.00	55,112,420.00	55,022,640.63	89,779.38
3130AXL71	FEDERAL HOME LOAN BANKS	5.336	100.2044	10/11/2024	75,000,000.00	75,153,300.00	75,099,282.98	54,017.02
3133EPZG3	FEDERAL FARM CREDIT BANKS FUNDING CORP	5.620	99.9806	10/23/2024	10,000,000.00	9,998,060.00	10,000,000.00	(1,940.00)
3130ARMT5	FEDERAL HOME LOAN BANKS	2.838	97.8448	10/25/2024	10,000,000.00	9,784,480.00	9,996,753.29	(212,273.29)
3130AXG28	FEDERAL HOME LOAN BANKS	5.729	99.9951	11/01/2024	10,000,000.00	9,999,510.00	10,000,000.00	(490.00)
3135G06E8	FEDERAL NATIONAL MORTGAGE ASSOCIATION	0.420	95.5059	11/18/2024	10,000,000.00	9,550,590.00	10,000,000.00	(449,410.00)
3130AXV70	FEDERAL HOME LOAN BANKS	5.271	99.9996	11/20/2024	5,000,000.00	4,999,980.00	4,999,024.73	955.27
3130ALF25	FEDERAL HOME LOAN BANKS	0.400	95.3980	11/26/2024	5,000,000.00	4,769,900.00	5,000,000.00	(230,100.00)
3130AK371	FEDERAL HOME LOAN BANKS	0.500	95.3176	12/09/2024	10,000,000.00	9,531,760.00	10,000,000.00	(468,240.00)
3133ENGNA	FEDERAL FARM CREDIT BANKS FUNDING CORP	0.970	95.7789	12/09/2024	10,000,000.00	9,577,890.00	10,000,000.00	(422,110.00)
3130ANR88	FEDERAL HOME LOAN BANKS	0.553	95.2837	12/17/2024	10,000,000.00	9,528,370.00	9,999,678.18	(471,308.18)
3133EMPL5	FEDERAL FARM CREDIT BANKS FUNDING CORP	0.320	94.9773	12/23/2024	5,000,000.00	4,748,865.00	5,000,000.00	(251,135.00)
3133EMPL5	FEDERAL FARM CREDIT BANKS FUNDING CORP	0.320	94.9773	12/23/2024	15,000,000.00	14,246,595.00	15,000,000.00	(753,405.00)
3133EMPL5	FEDERAL FARM CREDIT BANKS FUNDING CORP	0.339	94.9773	12/23/2024	10,000,000.00	9,497,730.00	9,997,999.80	(500,269.80)
3133ENK58	FEDERAL FARM CREDIT BANKS FUNDING CORP	1.202	95.6678	01/06/2025	5,000,000.00	4,783,390.00	4,995,854.72	(212,464.72)
3135G0X24	FEDERAL NATIONAL MORTGAGE ASSOCIATION	1.098	96.1843	01/07/2025	10,000,000.00	9,618,430.00	10,056,864.00	(438,434.00)
3134GWET9	FEDERAL HOME LOAN MORTGAGE CORP	0.510	94.7393	01/29/2025	15,000,000.00	14,210,895.00	15,000,000.00	(789,105.00)
3133ENPY0	FEDERAL FARM CREDIT BANKS FUNDING CORP	1.764	95.9831	02/25/2025	5,000,000.00	4,799,155.00	4,999,175.18	(200,020.18)
3133EMSC7	FEDERAL FARM CREDIT BANKS FUNDING CORP	0.480	94.3578	03/03/2025	5,000,000.00	4,717,890.00	5,000,000.00	(282,110.00)
3133EMSC7	FEDERAL FARM CREDIT BANKS FUNDING CORP	0.512	94.3578	03/03/2025	10,000,000.00	9,435,780.00	9,996,078.53	(560,298.53)
3130AR4V0	FEDERAL HOME LOAN BANKS	2.150	96.2810	03/14/2025	5,000,000.00	4,814,050.00	5,000,000.00	(185,950.00)
3130AR4G3	FEDERAL HOME LOAN BANKS	4.264	96.5628	03/14/2025	3,379,698.00	3,379,698.00	3,413,790.49	(34,092.49)
3130ALLP7	FEDERAL HOME LOAN BANKS	0.688	94.4150	03/17/2025	15,000,000.00	14,162,250.00	14,992,685.59	(830,435.59)
3130ALLP7	FEDERAL HOME LOAN BANKS	0.701	94.4150	03/17/2025	25,000,000.00	23,603,750.00	24,983,587.61	(1,379,837.61)
3130ALN34	FEDERAL HOME LOAN BANKS	0.700	94.4102	03/24/2025	10,000,000.00	9,441,020.00	10,000,000.00	(558,980.00)
3134GW222	FEDERAL HOME LOAN MORTGAGE CORP	0.475	94.1286	03/24/2025	15,000,000.00	14,119,290.00	15,000,000.00	(880,710.00)
3130ALNK6	FEDERAL HOME LOAN BANKS	0.625	94.3067	03/25/2025	10,000,000.00	9,430,670.00	10,000,000.00	(569,330.00)
3130ALKF0	FEDERAL HOME LOAN BANKS	0.625	94.3067	03/25/2025	10,000,000.00	9,430,670.00	10,000,000.00	(569,330.00)
3130ALKF0	FEDERAL HOME LOAN BANKS	0.625	94.3067	03/25/2025	10,000,000.00	9,430,670.00	10,000,000.00	(569,330.00)
3130AR7D7	FEDERAL HOME LOAN BANKS	2.050	96.0933	03/25/2025	5,000,000.00	4,804,665.00	5,000,000.00	(195,335.00)
3134GWP26	FEDERAL HOME LOAN MORTGAGE CORP	0.500	94.1199	03/28/2025	10,000,000.00	9,411,990.00	10,000,000.00	(588,010.00)
3133EMUP5	FEDERAL FARM CREDIT BANKS FUNDING CORP	0.710	94.3452	04/01/2025	10,000,000.00	9,434,520.00	10,000,000.00	(565,480.00)
3133EMUP5	FEDERAL FARM CREDIT BANKS FUNDING CORP	0.710	94.3452	04/01/2025	10,000,000.00	9,434,520.00	10,000,000.00	(565,480.00)
3130ALWL4	FEDERAL HOME LOAN BANKS	0.720	94.2920	04/08/2025	15,000,000.00	14,143,800.00	15,000,000.00	(856,200.00)
3130ALDX9	FEDERAL HOME LOAN BANKS	0.500	93.5608	05/23/2025	14,750,000.00	13,800,218.00	14,750,000.00	(949,782.00)
3134GVRV2	FEDERAL HOME LOAN MORTGAGE CORP	0.750	93.8748	05/27/2025	10,000,000.00	9,387,480.00	10,000,000.00	(612,520.00)
3134GVVW6	FEDERAL HOME LOAN MORTGAGE CORP	0.730	93.8372	05/28/2025	5,000,000.00	4,691,860.00	5,000,000.00	(308,140.00)
3134GVWV6	FEDERAL HOME LOAN MORTGAGE CORP	0.730	93.8372	05/28/2025	10,000,000.00	9,383,720.00	10,000,000.00	(616,280.00)
3134GVB31	FEDERAL HOME LOAN MORTGAGE CORP	0.760	93.8656	05/28/2025	15,000,000.00	14,079,840.00	14,997,756.67	(917,916.67)
3130ARS6	FEDERAL HOME LOAN BANKS	2.900	96.9113	05/29/2025	10,000,000.00	9,691,130.00	10,000,000.00	(308,870.00)
3134GEV95	FEDERAL HOME LOAN MORTGAGE CORP	0.650	93.7398	06/09/2025	15,000,000.00	14,060,970.00	15,000,000.00	(939,030.00)
3133ELH80	FEDERAL FARM CREDIT BANKS FUNDING CORP	0.680	93.6316	06/10/2025	5,025,000.00	4,704,987.90	5,025,000.00	(320,012.10)
3134GWP91	FEDERAL HOME LOAN MORTGAGE CORP	0.500	93.3139	06/16/2025	5,000,000.00	4,665,695.00	5,000,000.00	(334,305.00)
3130ALH20	FEDERAL HOME LOAN BANKS	0.530	93.3389	06/18/2025	10,000,000.00	9,333,890.00	10,000,000.00	(666,110.00)
3135GAZ24	FEDERAL NATIONAL MORTGAGE ASSOCIATION	0.500	93.2375	06/24/2025	10,000,000.00	9,323,750.00	10,000,000.00	(676,250.00)
3134GYXR9	FEDERAL HOME LOAN MORTGAGE CORP	3.560	97.6680	06/27/2025	10,000,000.00	9,766,800.00	10,000,000.00	(233,200.00)
3136G4XK4	FEDERAL NATIONAL MORTGAGE ASSOCIATION	0.650	93.4048	06/30/2025	5,000,000.00	4,670,240.00	5,000,000.00	(329,760.00)
3130ALU93	FEDERAL HOME LOAN BANKS	0.750	93.5551	06/30/2025	10,000,000.00	9,355,510.00	10,000,000.00	(644,490.00)
3136G4XZ1	FEDERAL NATIONAL MORTGAGE ASSOCIATION	0.740	93.5395	06/30/2025	5,000,000.00	4,676,975.00	5,000,000.00	(323,025.00)
3136G4XR9	FEDERAL NATIONAL MORTGAGE ASSOCIATION	0.740	93.4771	07/07/2025	14,900,000.00	13,928,087.90	14,900,000.00	(971,912.10)
3136G4YU1	FEDERAL NATIONAL MORTGAGE ASSOCIATION	0.730	93.4052	07/15/2025	15,000,000.00	14,010,780.00	15,000,000.00	(989,220.00)
3136G4C27	FEDERAL NATIONAL MORTGAGE ASSOCIATION	0.700	93.2487	07/29/2025	15,000,000.00	13,987,305.00	15,000,000.00	(1,012,695.00)
3136G4D75	FEDERAL NATIONAL MORTGAGE ASSOCIATION	0.600	93.0916	07/29/2025	10,000,000.00	9,309,160.00	10,000,000.00	(690,840.00)
3136G4F32	FEDERAL NATIONAL MORTGAGE ASSOCIATION	0.600	93.0916	07/29/2025	10,000,000.00	9,309,160.00	10,000,000.00	(690,840.00)
3136G4B77	FEDERAL NATIONAL MORTGAGE ASSOCIATION	0.700	93.1930	08/04/2025	15,000,000.00	13,978,950.00	15,000,000.00	(1,021,050.00)
3136G4B77	FEDERAL NATIONAL MORTGAGE ASSOCIATION	0.700	93.1930	08/04/2025	10,000,000.00	9,319,300.00	10,000,000.00	(680,700.00)
3133EPKA2	FEDERAL FARM CREDIT BANKS FUNDING CORP	4.019	98.5464	08/18/2025	10,000,000.00	9,854,640.00	9,997,337.79	(142,697.79)
3136G4H63	FEDERAL NATIONAL MORTGAGE ASSOCIATION	0.550	92.8005	08/19/2025	15,000,000.00	13,920,075.00	15,000,000.00	(1,079,925.00)
3134GWLW4	FEDERAL HOME LOAN MORTGAGE CORP	0.625	92.9293	08/19/2025	10,000,000.00	9,292,930.00	10,000,000.00	(707,070.00)
3130ALFN9	FEDERAL HOME LOAN BANKS	0.550	92.7290	08/25/2025	5,000,000.00	4,636,450.00	5,000,000.00	(363,550.00)
3136G4X40	FEDERAL NATIONAL MORTGAGE ASSOCIATION	0.600	92.8017	08/26/2025	10,000,000.00	9,280,170.00	10,000,000.00	(719,830.00)
3136G4ZF9	FEDERAL NATIONAL MORTGAGE ASSOCIATION	0.625	92.8335	08/27/2025	5,000,000.00	4,641,675.00	5,000,000.00	(358,325.00)
3136G4Q97	FEDERAL NATIONAL MORTGAGE ASSOCIATION	0.650	92.8745	08/27/2025	8,650,000.00	8,033,644.25	8,650,000.00	(616,355.75)
3134GSX47	FEDERAL HOME LOAN MORTGAGE CORP	5.339	98.3079	08/28/2025	25,489,000.00	25,057,700.63	25,013,691.53	44,009.11
3134GWL38	FEDERAL HOME LOAN MORTGAGE CORP	0.540	92.5191	09/15/2025	10,000,000.00	9,251,910.00	10,000,000.00	(748,090.00)
3134GWL38	FEDERAL HOME LOAN MORTGAGE CORP	0.540	92.5191	09/15/2025	15,000,000.00	13,877,865.00	15,000,000.00	(1,122,135.00)
3137EAXE3	FEDERAL HOME LOAN MORTGAGE CORP	0.497	92.3440	09/23/2025	10,000,000.00	9,234,400.00	9,978,153.95	(743,753.95)
3134GWTG1	FEDERAL HOME LOAN MORTGAGE CORP	0.600	92.4701	09/30/2025	5,000,000.00	4,623,505.00	5,000,000.00	(376,495.00)
3135G06A6	FEDERAL NATIONAL MORTGAGE ASSOCIATION	0.580	92.2223	10/20/2025	10,000,000.00	9,222,230.00	10,000,000.00	(777,770.00)
3135G06A6	FEDERAL NATIONAL MORTGAGE ASSOCIATION	0.587	92.2223	10/20/2025	10,000,000.00	9,222,230.00	9,998,666.83	(776,436.83)
3134GWZV1	FEDERAL HOME LOAN MORTGAGE CORP	1.238	92.3290	10/22/2025	15,000,000.00	13,849,350.00	14,837,474.60	(988,124.60)
3136G45C3	FEDERAL NATIONAL MORTGAGE ASSOCIATION	0.540	92.0877	10/27/2025	10,000,000.00	9,208,770.00	10,000,000.00	(791,230.00)
3134GW3X2	FEDERAL HOME LOAN MORTGAGE CORP	0.625	92.2400	10/27/2025	10,000,000.00	9,224,000.00	10,000,000.00	(776,000.00)
3134GW3Z7	FEDERAL HOME LOAN MORTGAGE CORP	0.600	92.1692	10/28/2025	10,000,000.00	9,216,920.00	10,000,000.00	(783,080.00)
3134GW3Y0	FEDERAL HOME LOAN MORTGAGE CORP	0.550	92.0795	10/28/2025	10,000,000.00	9,207,950.00	10,000,000.00	(792,050.00)
3136G46S7	FEDERAL NATIONAL MORTGAGE ASSOCIATION	0.560	92.0975	10/28/2025	5,000,000.00	4,604,875.00	5,000,000.00	(395,125.00)
3135G06C2	FEDERAL NATIONAL MORTGAGE ASSOCIATION	0.600	92.1603	10/29/2025	10,000,000.00	9,216,030.00	10,000,000.00	(783,970.00)
3135G06C2	FEDERAL NATIONAL MORTGAGE ASSOCIATION	0.604	92.1603	10/29/2025	10,000,000.00	9,216,030.00	9,999,235.00	(783,205.00)
3136G46N8	FEDERAL NATIONAL MORTGAGE ASSOCIATION	0.600	92.1603	10/29/2025	5,000,000.00	4,608,015.00	5,000,000.00	(391,985.00)
3135GA2N0	FEDERAL NATIONAL MORTGAGE ASSOCIATION	0.550	92.0144	11/04/2025	10,000,000.00	9,201,440.00	10,000,000.00	(798,560.00)
3135G06G3	FEDERAL NATIONAL MORTGAGE ASSOCIATION	0.573	92.1073	11/07/2025	14,000,000.00	12,895,022.00	13,980,528.75	(1,085,506.75)
3134GXBMS	FEDERAL HOME LOAN MORTGAGE CORP	0.600	92.0507	11/12/2025	5,000,000.00	4,602,535.00	5,000,000.00	(3

3130ALEM2	FEDERAL HOME LOAN BANKS	0.790	91.4033	02/25/2026	10,000,000.00	9,140,330.00	10,000,000.00	(859,670.00)
3130ALEM2	FEDERAL HOME LOAN BANKS	0.790	91.4033	02/25/2026	15,000,000.00	13,710,495.00	15,000,000.00	(1,289,505.00)
3130ALGR9	FEDERAL HOME LOAN BANKS	0.850	91.5202	02/26/2026	10,000,000.00	9,152,020.00	10,000,000.00	(847,980.00)
3130ALEY6	FEDERAL HOME LOAN BANKS	3.157	91.3702	03/04/2026	16,160,000.00	14,765,424.32	15,353,001.01	(587,576.69)
3130ALHH0	FEDERAL HOME LOAN BANKS	3.040	91.6991	03/05/2026	10,500,000.00	9,628,405.50	10,037,836.63	(409,431.13)
3130ALEH3	FEDERAL HOME LOAN BANKS	0.700	91.0773	03/16/2026	25,000,000.00	22,769,325.00	25,000,000.00	(2,230,675.00)
3130ALHS6	FEDERAL HOME LOAN BANKS	0.750	91.1675	03/18/2026	10,000,000.00	9,116,750.00	10,000,000.00	(883,250.00)
3130ALHS6	FEDERAL HOME LOAN BANKS	0.750	91.1675	03/18/2026	10,000,000.00	9,116,750.00	10,000,000.00	(883,250.00)
3130ALHG2	FEDERAL HOME LOAN BANKS	0.750	91.1675	03/18/2026	10,000,000.00	9,116,750.00	10,000,000.00	(883,250.00)
3130ALFW9	FEDERAL HOME LOAN BANKS	0.790	91.2531	03/18/2026	15,000,000.00	13,687,965.00	15,000,000.00	(1,312,035.00)
3130ALGJ7	FEDERAL HOME LOAN BANKS	1.000	91.6634	03/23/2026	9,750,000.00	8,937,181.50	9,750,000.00	(812,818.50)
3130ALGJ7	FEDERAL HOME LOAN BANKS	1.000	91.6634	03/23/2026	9,750,000.00	8,937,181.50	9,750,000.00	(812,818.50)
3130ALGJ7	FEDERAL HOME LOAN BANKS	1.000	91.6634	03/23/2026	19,500,000.00	17,874,363.00	19,500,000.00	(1,625,637.00)
3130ALGJ7	FEDERAL HOME LOAN BANKS	1.016	91.6634	03/23/2026	8,921,250.00	8,177,521.07	8,917,982.06	(740,460.99)
3130ALGJ7	FEDERAL HOME LOAN BANKS	1.000	91.6634	03/23/2026	14,625,000.00	13,405,772.25	14,625,000.00	(1,219,227.75)
3130ALGJ7	FEDERAL HOME LOAN BANKS	1.000	91.6634	03/23/2026	14,625,000.00	13,405,772.25	14,625,000.00	(1,219,227.75)
3130ALGJ7	FEDERAL HOME LOAN BANKS	1.000	91.6634	03/23/2026	19,500,000.00	17,874,363.00	19,500,000.00	(1,625,637.00)
3130ALGJ7	FEDERAL HOME LOAN BANKS	1.000	91.6634	03/23/2026	9,750,000.00	8,937,181.50	9,750,000.00	(812,818.50)
3130ALGJ7	FEDERAL HOME LOAN BANKS	3.010	91.6634	03/23/2026	19,500,000.00	17,874,363.00	18,651,383.02	(777,020.02)
3130ALK17	FEDERAL HOME LOAN BANKS	0.850	91.3440	03/25/2026	10,000,000.00	9,134,400.00	10,000,000.00	(865,600.00)
3133ENUL2	FEDERAL FARM CREDIT BANKS FUNDING CORP	3.110	95.9343	04/13/2026	10,000,000.00	9,593,430.00	10,000,000.00	(406,570.00)
3133EMZS4	FEDERAL FARM CREDIT BANKS FUNDING CORP	0.900	91.0006	05/18/2026	5,000,000.00	4,550,030.00	5,000,000.00	(449,970.00)
3130AVZ96	FEDERAL HOME LOAN BANKS	5.500	99.6372	05/18/2026	10,000,000.00	9,963,720.00	10,000,000.00	(36,280.00)
3134GYRX2	FEDERAL HOME LOAN MORTGAGE CORP	5.563	99.4458	05/18/2026	15,000,000.00	14,916,870.00	14,935,968.66	(19,098.66)
3134GYRX2	FEDERAL HOME LOAN MORTGAGE CORP	5.640	99.4458	05/18/2026	25,000,000.00	24,861,450.00	24,849,737.34	11,712.66
3130AMJN3	FEDERAL HOME LOAN BANKS	1.030	91.2375	05/26/2026	5,000,000.00	4,561,875.00	5,000,000.00	(438,125.00)
3130AMKB7	FEDERAL HOME LOAN BANKS	1.050	91.2836	05/26/2026	15,000,000.00	13,692,540.00	15,000,000.00	(1,307,460.00)
3130AMME9	FEDERAL HOME LOAN BANKS	1.000	91.1682	05/26/2026	10,000,000.00	9,116,820.00	10,000,000.00	(883,180.00)
3130AMSS5	FEDERAL HOME LOAN BANKS	1.000	91.0669	06/08/2026	15,000,000.00	13,660,035.00	15,000,000.00	(1,339,965.00)
3130AMMZ2	FEDERAL HOME LOAN BANKS	1.000	91.0282	06/10/2026	5,000,000.00	4,551,410.00	5,000,000.00	(448,590.00)
3130AMWT5	FEDERAL HOME LOAN BANKS	1.050	91.0492	06/26/2026	15,000,000.00	13,657,380.00	15,000,000.00	(1,342,620.00)
3130AMT69	FEDERAL HOME LOAN BANKS	1.070	91.0972	06/26/2026	10,000,000.00	9,109,720.00	10,000,000.00	(890,280.00)
3130ASDK2	FEDERAL HOME LOAN BANKS	3.250	96.5753	06/29/2026	5,250,000.00	5,070,203.25	5,250,000.00	(179,796.75)
3130AN3B4	FEDERAL HOME LOAN BANKS	1.020	90.9011	07/06/2026	15,000,000.00	13,635,165.00	15,000,000.00	(1,364,835.00)
3133EMQ62	FEDERAL FARM CREDIT BANKS FUNDING CORP	0.990	90.7496	07/13/2026	10,000,000.00	9,074,960.00	10,000,000.00	(925,040.00)
3133EMQ62	FEDERAL FARM CREDIT BANKS FUNDING CORP	0.990	90.7496	07/13/2026	10,000,000.00	9,074,960.00	10,000,000.00	(925,040.00)
3130ANSK2	FEDERAL HOME LOAN BANKS	4.366	92.2800	07/20/2026	2,375,000.00	2,191,650.00	2,211,072.13	(19,422.13)
3130AN3R9	FEDERAL HOME LOAN BANKS	1.130	91.0653	07/20/2026	10,000,000.00	9,106,530.00	10,000,000.00	(893,470.00)
3133ENB66	FEDERAL FARM CREDIT BANKS FUNDING CORP	3.174	96.3279	07/20/2026	10,000,000.00	9,632,790.00	9,994,073.92	(361,283.92)
3130ANB37	FEDERAL HOME LOAN BANKS	1.000	90.7056	07/22/2026	15,000,000.00	13,605,840.00	15,000,000.00	(1,394,160.00)
3130ANAJ9	FEDERAL HOME LOAN BANKS	1.000	90.6671	07/27/2026	10,000,000.00	9,066,710.00	10,000,000.00	(933,290.00)
3130ANAJ9	FEDERAL HOME LOAN BANKS	1.000	90.6671	07/27/2026	15,000,000.00	13,600,065.00	15,000,000.00	(1,399,935.00)
3133ENC92	FEDERAL FARM CREDIT BANKS FUNDING CORP	3.629	97.0425	07/27/2026	20,000,000.00	19,408,500.00	20,000,000.00	(591,500.00)
3133ENV72	FEDERAL FARM CREDIT BANKS FUNDING CORP	4.638	99.6370	07/27/2026	5,000,000.00	4,981,850.00	4,983,578.67	(1,728.67)
3133ENV72	FEDERAL FARM CREDIT BANKS FUNDING CORP	4.590	99.6370	07/27/2026	5,000,000.00	4,981,850.00	4,989,365.07	(7,515.07)
3133ENV72	FEDERAL FARM CREDIT BANKS FUNDING CORP	4.477	99.6370	07/27/2026	5,000,000.00	4,981,850.00	5,003,018.76	(21,168.76)
3133END80	FEDERAL FARM CREDIT BANKS FUNDING CORP	2.873	95.9075	08/03/2026	10,000,000.00	9,590,750.00	10,031,798.49	(441,048.49)
3130ANFD7	FEDERAL HOME LOAN BANKS	1.000	90.5956	08/05/2026	10,000,000.00	9,059,560.00	10,000,000.00	(940,440.00)
3133EP5V6	FEDERAL FARM CREDIT BANKS FUNDING CORP	4.583	99.6304	08/14/2026	15,000,000.00	14,944,560.00	14,968,931.11	(24,371.11)
3130ANE48	FEDERAL HOME LOAN BANKS	1.000	90.5038	08/17/2026	10,000,000.00	9,050,380.00	10,000,000.00	(949,620.00)
3130ANMH0	FEDERAL HOME LOAN BANKS	1.100	90.7316	08/20/2026	10,000,000.00	9,073,160.00	10,000,000.00	(926,840.00)
3130ANMH0	FEDERAL HOME LOAN BANKS	1.668	90.7316	08/20/2026	10,000,000.00	9,073,160.00	9,851,776.59	(778,616.59)
3130ANMH0	FEDERAL HOME LOAN BANKS	3.132	90.7316	08/20/2026	15,000,000.00	13,609,740.00	14,226,993.90	(617,253.90)
3133ENH45	FEDERAL FARM CREDIT BANKS FUNDING CORP	3.137	96.1403	08/24/2026	5,000,000.00	4,807,015.00	4,998,498.36	(191,483.36)
3133ENH45	FEDERAL FARM CREDIT BANKS FUNDING CORP	3.294	96.1403	08/24/2026	5,000,000.00	4,807,015.00	4,978,542.97	(171,527.97)
3130ANPF1	FEDERAL HOME LOAN BANKS	1.000	90.4198	08/25/2026	10,000,000.00	9,041,980.00	10,000,000.00	(958,020.00)
3130ANSK5	FEDERAL HOME LOAN BANKS	1.000	90.4121	08/26/2026	15,000,000.00	13,561,815.00	15,000,000.00	(1,438,185.00)
3130ANT89	FEDERAL HOME LOAN BANKS	1.000	90.4123	08/26/2026	15,000,000.00	13,561,845.00	15,000,000.00	(1,438,155.00)
3130ATFH5	FEDERAL HOME LOAN BANKS	3.941	97.7069	09/11/2026	5,000,000.00	4,885,345.00	4,975,683.23	(90,338.23)
3130ATHV2	FEDERAL HOME LOAN BANKS	4.312	98.9954	09/11/2026	1,000,000.00	989,954.00	998,439.54	(8,485.54)
3133EP5V0	FEDERAL FARM CREDIT BANKS FUNDING CORP	5.200	99.9808	09/25/2026	25,000,000.00	24,995,200.00	25,000,000.00	(4,800.00)
3130AP5M3	FEDERAL HOME LOAN BANKS	1.040	90.2620	09/28/2026	15,000,000.00	13,539,300.00	15,000,000.00	(1,460,700.00)
3130APAD7	FEDERAL HOME LOAN BANKS	1.035	90.2901	09/28/2026	15,000,000.00	13,543,515.00	15,000,000.00	(1,456,485.00)
3130ANYN4	FEDERAL HOME LOAN BANKS	1.000	90.1431	09/30/2026	10,000,000.00	9,014,310.00	10,000,000.00	(985,690.00)
3133ENT67	FEDERAL FARM CREDIT BANKS FUNDING CORP	4.318	98.6313	10/19/2026	5,000,000.00	4,931,565.00	4,991,062.83	(59,497.83)
3133ENT67	FEDERAL FARM CREDIT BANKS FUNDING CORP	4.318	98.6313	10/19/2026	5,000,000.00	4,931,565.00	4,991,062.83	(59,497.83)
3133ENBK5	FEDERAL FARM CREDIT BANKS FUNDING CORP	1.249	90.3611	10/20/2026	10,000,000.00	9,036,110.00	9,969,428.18	(933,318.18)
3133ENBK5	FEDERAL FARM CREDIT BANKS FUNDING CORP	1.340	90.3611	10/20/2026	10,000,000.00	9,036,110.00	9,944,279.35	(908,169.35)
3133EN7A2	FEDERAL FARM CREDIT BANKS FUNDING CORP	3.827	97.0576	10/26/2026	4,300,000.00	4,173,476.80	4,276,860.41	(103,383.61)
3134GW4C7	FEDERAL HOME LOAN MORTGAGE CORP	3.046	89.4049	10/27/2026	20,000,000.00	17,880,980.00	18,789,272.51	(908,292.51)
3134GW4C7	FEDERAL HOME LOAN MORTGAGE CORP	3.092	89.4049	10/27/2026	20,000,000.00	17,880,980.00	18,760,471.63	(879,491.63)
3134GW4C7	FEDERAL HOME LOAN MORTGAGE CORP	3.488	89.4049	10/27/2026	5,000,000.00	4,470,245.00	4,639,587.43	(169,342.43)
3134GW6C5	FEDERAL HOME LOAN MORTGAGE CORP	3.122	89.3971	10/28/2026	15,000,000.00	13,409,565.00	14,061,670.98	(652,105.98)
3130ARUF6	FEDERAL HOME LOAN BANKS	3.125	95.9811	10/29/2026	10,000,000.00	9,598,110.00	10,000,000.00	(401,890.00)
3133ENEM8	FEDERAL FARM CREDIT BANKS FUNDING CORP	1.430	90.8934	11/23/2026	10,000,000.00	9,089,340.00	10,000,000.00	(910,660.00)
3130APWW1	FEDERAL HOME LOAN BANKS	1.503	91.0802	11/24/2026	20,000,000.00	18,216,040.00	19,998,203.96	(1,782,163.96)
3130ATVE4	FEDERAL HOME LOAN BANKS	3.986	99.7265	12/11/2026	5,000,000.00	4,986,325.00	5,070,977.64	(84,652.64)
3133EN4G2	FEDERAL FARM CREDIT BANKS FUNDING CORP	3.923	98.1539	12/15/2026	25,000,000.00	24,538,475.00	25,011,586.24	(473,111.24)
3130AQF65	FEDERAL HOME LOAN BANKS	1.306	90.7178	12/21/2026	10,000,000.00	9,071,780.00	9,983,483.20	(911,703.20)
3130AQAY9	FEDERAL HOME LOAN BANKS	1.500	90.8454	12/30/2026	25,000,000.00	22,711,350.00	25,000,000.00	(2,288,650.00)
3133ENK64	FEDERAL FARM CREDIT BANKS FUNDING CORP	1.908	90.5294	01/11/2027	10,000,000.00	9,052,940.00	9,870,364.29	(817,424.29)
3133ENL21	FEDERAL FARM CREDIT BANKS FUNDING CORP	1.860	91.2754	01/26/2027	10,000,000.00	9,127,540.00	9,975,977.82	(848,437.82)
3130AQHS5	FEDERAL HOME LOAN BANKS	1.984	91.0434	01/28/2027	10,000,000.00	9,104,340.00	9,914,837.48	(810,497.48)
3130AQHS5	FEDERAL HOME LOAN BANKS	2.086	91.0434	01/28/2027	20,000,000.00	18,208,680.00	19,769,071.71	(1,560,391.71)
3130AQKM4	FEDERAL HOME LOAN BANKS	1.750	91.1833	01/28/2027	11,250,000.00	10,258,121.25	11,250,000.00	(991,878.75)
3130AKYH3	FEDERAL HOME LOAN BANKS	1.746	88.4216	02/10/2027	10,000,000.00	8,842,160.00	9,720,888.50	(878,728.50)
3130AL2X1	FEDERAL HOME LOAN BANKS	3.001	88.4241	02/17/2027	10,000,000.00	8,842,410.00	9,360,777.01	(518,367.01)
3134GYGZ9	FEDERAL HOME LOAN MORTGAGE CORP	4.750	99.8096	02/23/2027	10,000,000.00	9,980,960.00	10,000,000.00	(19,040.00)
3130ALED2	FEDERAL HOME LOAN BANKS	2.050	88.8691	02/24/2027	15,000,000.00	13,330,365.00	14,527,795.53	(1,197,430.53)
3130ALED2	FEDERAL HOME LOAN BANKS	3.001	88.8691	02/24/2027	20,000,000.00	17,773,820.00	18,812,639.14	(1,038,819.14)
3130AQRQ8	FEDERAL HOME LOAN BANKS	2.000	91.6994	02/25/2027	10,000,000.00	9,169,		

3130ARSF9	FEDERAL HOME LOAN BANKS	3.000	95.2248	04/29/2027	10,000,000.00	9,522,480.00	10,000,000.00	(477,520.00)
3130ASF4	FEDERAL HOME LOAN BANKS	3.770	96.1667	05/26/2027	10,000,000.00	9,616,670.00	10,000,000.00	(383,330.00)
3134GYRS3	FEDERAL HOME LOAN MORTGAGE CORP	5.025	98.5036	05/26/2027	15,000,000.00	14,775,540.00	15,000,000.00	(224,460.00)
3130ASGU7	FEDERAL HOME LOAN BANKS	3.095	96.7156	06/11/2027	10,000,000.00	9,671,560.00	10,131,528.21	(459,968.21)
3130AWB22	FEDERAL HOME LOAN BANKS	4.000	98.7325	06/11/2027	8,260,000.00	8,155,304.50	8,293,196.78	(137,892.28)
3130AWB22	FEDERAL HOME LOAN BANKS	4.055	98.7325	06/11/2027	10,000,000.00	9,873,250.00	10,022,537.80	(149,287.80)
3133EPMV4	FEDERAL FARM CREDIT BANKS FUNDING CORP	4.133	98.7285	06/15/2027	7,225,000.00	7,133,134.13	7,223,076.84	(89,942.71)
3133EPMV4	FEDERAL FARM CREDIT BANKS FUNDING CORP	4.133	98.7285	06/15/2027	15,000,000.00	14,809,275.00	14,996,020.53	(186,745.53)
3130ASDV8	FEDERAL HOME LOAN BANKS	3.300	95.6515	06/28/2027	10,000,000.00	9,565,150.00	10,000,000.00	(434,850.00)
3130ASH44	FEDERAL HOME LOAN BANKS	4.700	97.7734	06/30/2027	15,000,000.00	14,666,010.00	15,000,000.00	(333,990.00)
3134GXZW7	FEDERAL HOME LOAN MORTGAGE CORP	4.250	96.9171	06/30/2027	10,000,000.00	9,691,710.00	10,000,000.00	(308,290.00)
3130AUPA9	FEDERAL HOME LOAN BANKS	4.450	97.4390	06/30/2027	25,000,000.00	24,359,750.00	25,000,000.00	(640,250.00)
3133ENB33	FEDERAL FARM CREDIT BANKS FUNDING CORP	3.075	95.1948	07/19/2027	10,000,000.00	9,519,480.00	9,991,648.96	(472,168.96)
3134GYDU3	FEDERAL HOME LOAN MORTGAGE CORP	4.720	97.7517	07/30/2027	25,000,000.00	24,437,925.00	25,000,000.00	(562,075.00)
3130ATHW0	FEDERAL HOME LOAN BANKS	4.239	98.7490	09/10/2027	2,000,000.00	1,974,980.00	1,992,291.74	(17,311.74)
3130ATHW0	FEDERAL HOME LOAN BANKS	4.241	98.7490	09/10/2027	3,000,000.00	2,962,470.00	2,988,308.48	(25,838.48)
3133ENL99	FEDERAL FARM CREDIT BANKS FUNDING CORP	3.467	96.1592	09/15/2027	10,000,000.00	9,615,920.00	9,968,242.28	(352,322.28)
3133ENL99	FEDERAL FARM CREDIT BANKS FUNDING CORP	3.830	96.1592	09/15/2027	10,000,000.00	9,615,920.00	9,844,487.70	(228,567.70)
3130ATET0	FEDERAL HOME LOAN BANKS	3.702	97.2580	09/27/2027	20,000,000.00	19,451,600.00	19,998,470.97	(546,870.97)
3133EPXB6	FEDERAL FARM CREDIT BANKS FUNDING CORP	4.754	100.4732	09/28/2027	10,000,000.00	10,047,320.00	9,955,632.58	91,687.42
3133EPXB6	FEDERAL FARM CREDIT BANKS FUNDING CORP	4.730	100.4732	09/28/2027	20,000,000.00	20,094,640.00	19,927,902.94	166,737.06
3133EPXB6	FEDERAL FARM CREDIT BANKS FUNDING CORP	4.733	100.4732	09/28/2027	20,000,000.00	20,094,640.00	19,925,225.60	169,414.40
3130ATBV8	FEDERAL HOME LOAN BANKS	4.150	98.8205	09/29/2027	5,000,000.00	4,941,025.00	5,000,000.00	(58,975.00)
3130ATBV8	FEDERAL HOME LOAN BANKS	4.150	98.8205	09/29/2027	5,000,000.00	4,941,025.00	5,000,000.00	(58,975.00)
3130ATBV8	FEDERAL HOME LOAN BANKS	4.150	98.8205	09/29/2027	7,225,000.00	7,139,781.13	7,225,000.00	(85,218.88)
3133ENQ29	FEDERAL FARM CREDIT BANKS FUNDING CORP	4.122	98.2985	09/29/2027	15,000,000.00	14,744,775.00	14,937,468.98	(192,693.98)
3130AXEN4	FEDERAL HOME LOAN BANKS	4.779	101.0826	09/29/2027	15,000,000.00	15,162,390.00	15,010,764.89	151,625.11
3130ATFA0	FEDERAL HOME LOAN BANKS	5.125	98.4368	09/30/2027	13,000,000.00	12,796,784.00	13,000,000.00	(203,216.00)
3130ATEF0	FEDERAL HOME LOAN BANKS	4.250	96.5851	09/30/2027	15,000,000.00	14,487,765.00	15,000,000.00	(512,235.00)
3133EPXD2	FEDERAL FARM CREDIT BANKS FUNDING CORP	5.825	99.6353	10/04/2027	10,000,000.00	9,963,530.00	9,971,190.97	(7,660.97)
3133EPMY1	FEDERAL FARM CREDIT BANKS FUNDING CORP	4.804	101.0240	10/13/2027	10,000,000.00	10,102,400.00	9,981,347.30	121,052.70
3133ENS50	FEDERAL FARM CREDIT BANKS FUNDING CORP	4.231	98.7915	10/14/2027	23,775,000.00	23,487,679.13	23,688,107.97	(200,428.87)
31422XM90	FEDERAL AGRICULTURAL MORTGAGE CORP	4.320	99.2993	10/21/2027	5,000,000.00	4,964,965.00	5,000,000.00	(35,035.00)
31422XM90	FEDERAL AGRICULTURAL MORTGAGE CORP	4.320	99.2993	10/21/2027	5,000,000.00	4,964,965.00	5,000,000.00	(35,035.00)
31422XM90	FEDERAL AGRICULTURAL MORTGAGE CORP	4.320	99.2993	10/21/2027	5,000,000.00	4,964,965.00	5,000,000.00	(35,035.00)
3133ENV23	FEDERAL FARM CREDIT BANKS FUNDING CORP	5.503	98.9548	10/25/2027	5,000,000.00	4,947,740.00	4,996,096.49	(48,356.49)
3133ENV23	FEDERAL FARM CREDIT BANKS FUNDING CORP	5.503	98.9548	10/25/2027	5,000,000.00	4,947,740.00	4,996,083.61	(48,343.61)
3133ENW63	FEDERAL FARM CREDIT BANKS FUNDING CORP	4.284	99.2993	10/27/2027	5,000,000.00	4,964,965.00	5,015,814.07	(50,849.07)
3133ENW63	FEDERAL FARM CREDIT BANKS FUNDING CORP	4.195	99.2993	10/27/2027	3,715,000.00	3,688,969.00	3,738,338.42	(49,369.42)
3133ENW63	FEDERAL FARM CREDIT BANKS FUNDING CORP	4.252	99.2993	10/27/2027	15,000,000.00	14,894,895.00	15,064,440.16	(169,545.16)
31422XQ70	FEDERAL AGRICULTURAL MORTGAGE CORP	4.050	98.3516	11/22/2027	12,000,000.00	11,802,192.00	12,000,000.00	(197,808.00)
3130ATW45	FEDERAL HOME LOAN BANKS	4.851	99.1296	11/29/2027	4,895,000.00	4,852,393.92	4,904,140.46	(51,746.54)
3133EN3H1	FEDERAL FARM CREDIT BANKS FUNDING CORP	4.080	98.3433	11/29/2027	25,000,000.00	24,585,825.00	24,928,377.76	(342,552.76)
3133EN3H1	FEDERAL FARM CREDIT BANKS FUNDING CORP	4.077	98.3433	11/29/2027	25,000,000.00	24,585,825.00	24,931,264.80	(345,439.80)
3133EN3H1	FEDERAL FARM CREDIT BANKS FUNDING CORP	4.061	98.3433	11/29/2027	25,000,000.00	24,585,825.00	24,945,267.52	(359,442.52)
3130ATU54	FEDERAL HOME LOAN BANKS	3.796	99.2791	12/10/2027	25,000,000.00	24,819,775.00	25,411,221.22	(591,446.22)
3130ATU54	FEDERAL HOME LOAN BANKS	4.002	99.2791	12/10/2027	50,000,000.00	49,639,550.00	50,445,591.21	(806,041.21)
3130ATU54	FEDERAL HOME LOAN BANKS	4.036	99.2791	12/10/2027	15,000,000.00	14,891,865.00	15,115,103.93	(223,238.93)
3133EN456	FEDERAL FARM CREDIT BANKS FUNDING CORP	3.896	97.3703	12/22/2027	15,000,000.00	14,605,545.00	14,920,137.57	(314,592.57)
3134GYAJ1	FEDERAL HOME LOAN MORTGAGE CORP	4.800	97.5834	12/30/2027	25,000,000.00	24,395,850.00	25,000,000.00	(604,150.00)
3134GYCF7	FEDERAL HOME LOAN MORTGAGE CORP	4.510	97.2303	12/30/2027	25,000,000.00	24,307,575.00	25,000,000.00	(692,425.00)
3133ENS56	FEDERAL FARM CREDIT BANKS FUNDING CORP	4.000	98.5217	01/06/2028	25,000,000.00	24,630,425.00	25,000,000.00	(369,575.00)
3133ENS56	FEDERAL FARM CREDIT BANKS FUNDING CORP	3.713	98.5217	01/06/2028	20,000,000.00	19,704,340.00	20,213,168.81	(508,828.81)
3133ENS56	FEDERAL FARM CREDIT BANKS FUNDING CORP	3.757	98.5217	01/06/2028	18,000,000.00	17,733,906.00	18,161,586.23	(427,680.23)
3133ENS56	FEDERAL FARM CREDIT BANKS FUNDING CORP	3.530	98.5217	01/06/2028	10,000,000.00	9,852,170.00	10,175,343.83	(323,173.83)
3134GYEF5	FEDERAL HOME LOAN MORTGAGE CORP	4.970	99.9129	01/26/2028	10,000,000.00	9,991,290.00	10,000,000.00	(8,710.00)
3134GYG71	FEDERAL HOME LOAN MORTGAGE CORP	5.050	98.3059	01/26/2028	10,000,000.00	9,830,590.00	10,000,000.00	(169,410.00)
3134GYG97	FEDERAL HOME LOAN MORTGAGE CORP	4.180	96.2118	02/07/2028	25,000,000.00	24,052,950.00	25,000,000.00	(947,050.00)
3134GYGR7	FEDERAL HOME LOAN MORTGAGE CORP	4.900	99.8690	02/09/2028	10,000,000.00	9,986,900.00	10,000,000.00	(13,100.00)
3134GYKJ0	FEDERAL HOME LOAN MORTGAGE CORP	5.276	99.9368	02/28/2028	10,000,000.00	9,993,680.00	10,000,000.00	(6,320.00)
3133EPFK7	FEDERAL FARM CREDIT BANKS FUNDING CORP	4.620	96.9802	04/03/2028	10,000,000.00	9,698,020.00	10,000,000.00	(301,980.00)
3133EPGW9	FEDERAL FARM CREDIT BANKS FUNDING CORP	3.784	97.8886	04/25/2028	10,000,000.00	9,788,860.00	10,036,238.86	(247,378.86)
3130AVS94	FEDERAL HOME LOAN BANKS	5.150	98.1130	04/26/2028	20,000,000.00	19,622,600.00	20,000,000.00	(377,400.00)
3134GYR38	FEDERAL HOME LOAN MORTGAGE CORP	5.700	99.4555	05/15/2028	10,000,000.00	9,945,550.00	10,000,000.00	(54,450.00)
3133EPJ53	FEDERAL FARM CREDIT BANKS FUNDING CORP	4.290	96.0794	05/16/2028	25,000,000.00	24,019,850.00	25,000,000.00	(980,150.00)
3133EPJ53	FEDERAL FARM CREDIT BANKS FUNDING CORP	4.290	96.0794	05/16/2028	25,000,000.00	24,019,850.00	25,000,000.00	(980,150.00)
3130AW2R0	FEDERAL HOME LOAN BANKS	4.950	98.2014	05/23/2028	10,000,000.00	9,820,140.00	10,000,000.00	(179,860.00)
3133EPLE3	FEDERAL FARM CREDIT BANKS FUNDING CORP	4.727	97.0480	05/30/2028	10,000,000.00	9,704,800.00	9,977,506.85	(272,706.85)
3133EPLE3	FEDERAL FARM CREDIT BANKS FUNDING CORP	4.775	97.0480	05/30/2028	9,276,000.00	9,002,172.48	9,237,205.16	(235,032.68)
3134GYTV4	FEDERAL HOME LOAN MORTGAGE CORP	5.410	98.4546	06/07/2028	25,000,000.00	24,613,650.00	25,000,000.00	(386,350.00)
3134GYTV4	FEDERAL HOME LOAN MORTGAGE CORP	5.410	98.4546	06/07/2028	10,000,000.00	9,845,460.00	10,000,000.00	(154,540.00)
3130AVX77	FEDERAL HOME LOAN BANKS	3.892	97.3303	06/09/2028	10,000,000.00	9,733,030.00	9,941,587.74	(208,557.74)
3130AWC24	FEDERAL HOME LOAN BANKS	3.987	98.3454	06/09/2028	10,000,000.00	9,834,540.00	10,004,966.92	(170,426.92)
3133EPNH4	FEDERAL FARM CREDIT BANKS FUNDING CORP	4.171	97.8225	06/21/2028	15,000,000.00	14,673,375.00	14,818,871.91	(145,496.91)
3134GYUC4	FEDERAL HOME LOAN MORTGAGE CORP	5.200	99.2257	06/28/2028	10,000,000.00	9,922,570.00	10,000,000.00	(77,430.00)
3130AWG79	FEDERAL HOME LOAN BANKS	6.000	99.6288	06/28/2028	7,220,000.00	7,193,199.36	7,220,000.00	(26,800.64)
3130AWHX1	FEDERAL HOME LOAN BANKS	5.950	99.5866	06/28/2028	25,000,000.00	24,896,650.00	25,000,000.00	(103,350.00)
3134GYVC3	FEDERAL HOME LOAN MORTGAGE CORP	6.000	99.6288	06/28/2028	25,000,000.00	24,907,200.00	25,000,000.00	(92,800.00)
3134GYXF4	FEDERAL HOME LOAN MORTGAGE CORP	6.000	99.5805	07/27/2028	10,000,000.00	9,958,050.00	10,000,000.00	(41,950.00)
3133EPJ6	FEDERAL FARM CREDIT BANKS FUNDING CORP	4.357	96.1897	08/09/2028	10,000,000.00	9,618,970.00	9,642,304.60	(23,334.60)
3133EPTA3	FEDERAL FARM CREDIT BANKS FUNDING CORP	5.300	98.3854	08/14/2028	25,000,000.00	24,596,350.00	24,804,336.22	(207,986.22)
3130AWTK6	FEDERAL HOME LOAN BANKS	5.732	99.1372	08/22/2028	15,000,000.00	14,870,580.00	14,992,914.61	(122,334.61)
3133EPUN3	FEDERAL FARM CREDIT BANKS FUNDING CORP	4.529	100.3867	08/28/2028	10,000,000.00	10,038,670.00	9,981,703.56	56,966.44
3133EPUN3	FEDERAL FARM CREDIT BANKS FUNDING CORP	4.529	100.3867	08/28/2028	10,000,000.00	10,038,670.00	9,981,703.56	56,966.44
3133EPUN3	FEDERAL FARM CREDIT BANKS FUNDING CORP	4.496	100.3867	08/28/2028	25,000,000.00	25,096,675.00	24,988,623.97	108,051.03
3130AWTR1	FEDERAL HOME LOAN BANKS	4.346	99.8517	09/08/2028	5,000,000.00	4,992,585.00	5,005,819.54	(13,234.54)
3133EPWK7	FEDERAL FARM CREDIT BANKS FUNDING CORP	4.525	100.4350	09/22/2028	10,000,000.00	10,043,500.00	9,989,421.46	54,078.54
3133EPWK7	FEDERAL FARM CREDIT BANKS FUNDING CORP	4.684	100.4350	09/22/2028	10,000,000.00	10,043,500.00	9,921,653.82	121,846.18
3133EPWK7	FEDERAL FARM CREDIT BANKS FUNDING CORP	4.762	100.4350	09/22/2028	10,000,000.00	10,043,500.00	9,888,791.32	154,708.68
3133EPMW3	FEDERAL FARM CREDIT BANKS FUNDING CORP	5.040	99.5574	09/22/2028	25,000,000.00	2		



---	---	3.268	96.8812	01/05/2026	5,704,968,250.00	5,526,305,919.68	5,691,071,545.19	(164,765,625.51)
-----	-----	-------	---------	------------	------------------	------------------	------------------	------------------

Agency  
AGCY DISC

Cusip	Description	Yield	Market Price	Final Maturity	Par Value	Market Value	Book Value	Net Unrealized Gain/Loss
313384RQ4	FEDERAL HOME LOAN BANKS	5.184	99.4090	01/10/2024	25,000,000.00	24,852,250.00	24,860,972.22	(8,722.22)
313384RQ4	FEDERAL HOME LOAN BANKS	4.938	99.4090	01/10/2024	50,000,000.00	49,704,500.00	49,733,333.33	(28,833.33)
313384RS0	FEDERAL HOME LOAN BANKS	5.024	99.3795	01/12/2024	15,000,000.00	14,906,925.00	14,915,125.00	(8,200.00)
313384RS0	FEDERAL HOME LOAN BANKS	5.024	99.3795	01/12/2024	10,000,000.00	9,937,950.00	9,943,416.67	(5,466.67)
313384RS0	FEDERAL HOME LOAN BANKS	5.024	99.3795	01/12/2024	10,000,000.00	9,937,950.00	9,943,416.67	(5,466.67)
313384RS0	FEDERAL HOME LOAN BANKS	5.024	99.3795	01/12/2024	10,000,000.00	9,937,950.00	9,943,416.67	(5,466.67)
313384SL4	FEDERAL HOME LOAN BANKS	5.103	99.1118	01/30/2024	50,000,000.00	49,555,900.00	49,590,000.00	(34,100.00)
313384SM2	FEDERAL HOME LOAN BANKS	5.406	99.0970	01/31/2024	20,000,000.00	19,819,400.00	19,821,405.55	(2,005.55)
313384SN0	FEDERAL HOME LOAN BANKS	5.389	99.0822	02/01/2024	6,025,000.00	5,969,702.55	5,970,627.72	(925.17)
313384ST7	FEDERAL HOME LOAN BANKS	5.359	99.0082	02/06/2024	9,851,000.00	9,753,297.78	9,755,480.87	(2,183.09)
313384ST7	FEDERAL HOME LOAN BANKS	5.367	99.0082	02/06/2024	15,000,000.00	14,851,230.00	14,854,275.00	(3,045.00)
313312SW1	FEDERAL FARM CREDIT BANKS FUNDING CORP	4.800	98.9638	02/09/2024	10,000,000.00	9,896,380.00	9,909,583.33	(13,203.33)
313384TB5	FEDERAL HOME LOAN BANKS	5.476	98.8898	02/14/2024	15,000,000.00	14,833,470.00	14,832,656.25	813.75
313396TB9	FEDERAL HOME LOAN MORTGAGE CORP	4.981	98.8898	02/14/2024	10,000,000.00	9,888,980.00	9,900,000.00	(11,020.00)
313396TC7	FEDERAL HOME LOAN MORTGAGE CORP	4.982	98.8771	02/15/2024	10,000,000.00	9,887,710.00	9,898,666.67	(10,956.67)
313384TP4	FEDERAL HOME LOAN BANKS	5.359	98.7146	02/26/2024	10,000,000.00	9,871,460.00	9,874,212.50	(2,752.50)
313384TS8	FEDERAL HOME LOAN BANKS	5.360	98.6703	02/29/2024	15,000,000.00	14,800,545.00	14,804,812.50	(4,267.50)
313384WG0	FEDERAL HOME LOAN BANKS	5.477	97.7629	05/01/2024	10,000,000.00	9,776,290.00	9,775,166.67	1,123.33
313384WG0	FEDERAL HOME LOAN BANKS	5.477	97.7629	05/01/2024	15,000,000.00	14,664,435.00	14,662,750.00	1,685.00
313384WG0	FEDERAL HOME LOAN BANKS	5.477	97.7629	05/01/2024	10,000,000.00	9,776,290.00	9,775,166.67	1,123.33
313384WU9	FEDERAL HOME LOAN BANKS	5.438	97.6003	05/13/2024	10,000,000.00	9,760,030.00	9,759,694.45	335.55
313384WU9	FEDERAL HOME LOAN BANKS	5.438	97.6003	05/13/2024	10,000,000.00	9,760,030.00	9,759,694.45	335.55
313384WW5	FEDERAL HOME LOAN BANKS	5.434	97.5711	05/15/2024	15,000,000.00	14,635,665.00	14,635,491.67	173.33
313384WW5	FEDERAL HOME LOAN BANKS	5.434	97.5711	05/15/2024	15,000,000.00	14,635,665.00	14,635,491.67	173.33
313384XD6	FEDERAL HOME LOAN BANKS	5.457	97.4736	05/22/2024	10,000,000.00	9,747,360.00	9,745,545.84	1,814.16
313384XK0	FEDERAL HOME LOAN BANKS	5.451	97.3961	05/28/2024	15,000,000.00	14,609,415.00	14,606,945.83	2,469.17
313384XM6	FEDERAL HOME LOAN BANKS	5.197	97.3670	05/30/2024	6,900,000.00	6,718,323.00	6,726,541.67	(8,218.67)
313384XM6	FEDERAL HOME LOAN BANKS	5.429	97.3670	05/30/2024	10,000,000.00	9,736,700.00	9,735,538.89	1,161.11
313384XN4	FEDERAL HOME LOAN BANKS	5.430	97.3525	05/31/2024	15,000,000.00	14,602,875.00	14,601,116.66	1,758.34
313384XR5	FEDERAL HOME LOAN BANKS	5.115	97.3141	06/03/2024	10,000,000.00	9,731,410.00	9,746,909.72	(15,499.72)
313384XR5	FEDERAL HOME LOAN BANKS	5.372	97.3141	06/03/2024	15,000,000.00	14,597,115.00	14,599,552.08	(2,437.08)
313384XS3	FEDERAL HOME LOAN BANKS	5.373	97.2996	06/04/2024	15,000,000.00	14,594,940.00	14,597,387.50	(2,447.50)
313384XT1	FEDERAL HOME LOAN BANKS	5.084	97.2851	06/05/2024	10,000,000.00	9,728,510.00	9,745,731.94	(17,221.94)
313384YA1	FEDERAL HOME LOAN BANKS	5.457	97.1945	06/12/2024	15,000,000.00	14,579,175.00	14,574,008.33	5,166.67
313384YF0	FEDERAL HOME LOAN BANKS	5.281	97.1279	06/17/2024	15,000,000.00	14,569,185.00	14,577,954.16	(8,769.16)
313384YZ6	FEDERAL HOME LOAN BANKS	5.423	96.8866	07/05/2024	10,000,000.00	9,688,660.00	9,684,144.19	4,515.81
313384ZU6	FEDERAL HOME LOAN BANKS	5.358	96.6275	07/24/2024	10,000,000.00	9,662,750.00	9,661,405.56	1,344.44
313384C23	FEDERAL HOME LOAN BANKS	5.397	96.3351	08/15/2024	10,000,000.00	9,633,510.00	9,627,333.33	6,176.67
313384C23	FEDERAL HOME LOAN BANKS	5.397	96.3351	08/15/2024	10,000,000.00	9,633,510.00	9,627,333.33	6,176.67
313384G29	FEDERAL HOME LOAN BANKS	5.237	95.9219	09/16/2024	10,000,000.00	9,592,190.00	9,592,388.89	(198.89)
313384J75	FEDERAL HOME LOAN BANKS	5.208	95.6620	10/07/2024	10,000,000.00	9,566,200.00	9,565,896.32	303.68

---	---	5.256	98.2012	04/03/2024	572,776,000.00	562,405,833.33	562,570,590.77	(164,757.43)
-----	-----	-------	---------	------------	----------------	----------------	----------------	--------------

Agency CMO  
FHLMC CMO

Cusip	Description	Yield	Market Price	Final Maturity	Par Value	Market Value	Book Value	Net Unrealized Gain/Loss
3137BWWD2	FHMS K-725 A2	4.878	99.4454	01/25/2024	6,975,262.91	6,936,578.38	6,963,815.27	(27,236.89)
3137BHCY1	FHMS K-044 A2	5.154	97.2086	01/25/2025	18,683,588.16	18,162,054.29	18,222,588.72	(60,534.43)
3137FEUVA6	FHMS K-730 A2	5.396	98.0398	01/25/2025	47,608,781.00	46,675,552.72	46,702,214.00	(26,661.28)

---	---	5.284	97.9653	12/21/2024	73,267,632.07	71,774,185.40	71,888,617.99	(114,432.60)
-----	-----	-------	---------	------------	---------------	---------------	---------------	--------------

Agency CMO  
FNMA CMO

Cusip	Description	Yield	Market Price	Final Maturity	Par Value	Market Value	Book Value	Net Unrealized Gain/Loss
3136AW7J0	FNA 2017-M8 A2	3.448	94.4256	05/25/2027	11,879,717.40	11,217,496.81	11,772,369.51	(554,872.70)
3136AW7J0	FNA 2017-M8 A2	3.448	94.4256	05/25/2027	11,879,717.40	11,217,496.81	11,772,369.51	(554,872.70)

Agency MBS  
FHLMC

Cusip	Description	Yield	Market Price	Final Maturity	Par Value	Market Value	Book Value	Net Unrealized Gain/Loss
3137B7YY9	FHMS K-037 A2	4.889	99.4803	01/25/2024	3,861,249.92	3,841,184.09	3,856,749.39	(15,565.31)
3137FARE0	FHMS K-727 A2	5.613	98.4095	07/25/2024	20,256,443.31	19,934,271.06	19,958,968.39	(24,697.33)
3137FMU67	FHMS K-735 A2	3.518	95.2592	05/25/2026	14,713,740.30	14,016,185.12	14,496,275.96	(480,090.84)
3137FNWX4	FHMS K-736 A2	3.655	93.8073	07/25/2026	10,000,000.00	9,380,730.30	9,681,540.91	(300,810.61)
3137BTUM1	FHMS K-061 A2	4.501	95.7897	11/25/2026	9,000,000.00	8,621,076.42	8,724,580.86	(103,504.44)
3137BTUM1	FHMS K-061 A2	4.561	95.7897	11/25/2026	8,500,000.00	8,142,127.73	8,223,447.65	(81,319.92)
3137BYLD0	FHMS K-L01 A2E	4.184	95.3649	02/25/2027	15,000,000.00	14,304,731.10	14,610,879.64	(306,148.54)
3137BXXQ1	FHMS K-064 A2	3.154	95.1027	03/25/2027	1,000,000.00	951,026.89	1,001,197.57	(50,170.68)
3137F2LJ3	FHMS K-066 A2	3.111	94.4345	06/25/2027	11,095,000.00	10,477,512.99	11,087,459.90	(609,946.91)
3132XGRH1	FH WN2287	3.945	95.7828	11/01/2027	25,000,000.00	23,945,690.50	24,823,411.02	(877,720.52)
3132XGRH1	FH WN2287	4.073	95.7828	11/01/2027	25,000,000.00	23,945,690.50	24,756,703.50	(811,013.00)
3132XGQ74	FH WN2277	4.062	95.8176	11/01/2027	10,000,000.00	9,581,760.20	9,905,868.84	(324,108.64)
3132XFLR7	FH WN1235	4.690	96.0360	01/01/2028	20,000,000.00	19,207,200.00	19,791,536.38	(584,336.38)
3132XFLR7	FH WN1235	4.333	96.0360	01/01/2028	10,000,000.00	9,603,600.00	9,958,616.86	(355,016.86)
3137FGZH1	FHMS K-W06 A2	5.290	95.4913	06/25/2028	25,000,000.00	23,872,830.00	23,559,508.95	313,321.05
3137FJYH6	FHMS K-W07 A2	5.264	94.6570	09/25/2028	16,627,402.00	15,738,991.93	15,510,529.06	228,462.87

---	---	4.429	95.7914	05/04/2027	225,053,835.53	215,564,608.83	219,947,274.90	(4,382,666.07)
-----	-----	-------	---------	------------	----------------	----------------	----------------	----------------

Agency MBS  
FNMA

Cusip	Description	Yield	Market Price	Final Maturity	Par Value	Market Value	Book Value	Net Unrealized Gain/Loss
3136AKQM8	FNA 2014-M8 A2	5.910	98.6519	06/25/2024	6,576,417.60	6,487,763.54	6,520,394.01	(32,630.46)
3140JAVC9	FN BM6010	4.860	96.8456	09/01/2025	17,039,917.28	16,502,411.32	16,676,936.79	(174,525.47)
3138LCHR1	FN AN0254	3.738	95.9070	12/01/2025	7,325,914.71	7,026,065.02	7,245,367.71	(219,302.69)
3138LCHR9	FEDERAL NATIONAL MORTGAGE ASSOCIATION	2.939	95.9070	12/01/2025	14,007,484.95	13,434,158.59	14,000,020.33	(565,861.74)
3138LD5W9	FN AN1760	4.176	93.5840	06/01/2026	15,000,000.00	14,037,600.00	14,737,134.45	(699,534.45)
3138LENE7	FN AN2188	3.543	93.3460	07/01/2026	9,939,342.70	9,277,978.84	9,818,366.54	(540,387.70)
3138LHUZ5	FN AN5099	3.076	94.5350	04/01/2027	23,954,577.25	22,645,459.60	23,938,519.26	(1,293,059.66)
3138LHZL1	FN AN5246	3.365	93.8860	05/01/2027	7,100,000.00	6,665,906.00	7,076,743.00	(410,837.00)

3138LJ5T3	FN AN6257	4.582	94.2060	08/01/2027	15,251,111.05	14,367,461.67	14,650,342.60	(282,880.93)
3136AY6X6	FNA 2017-M15 A2	4.609	93.8249	09/25/2027	14,544,176.31	13,646,060.62	14,031,066.30	(385,005.68)
3136BML55	FNA 2022-M11 A2	4.554	93.5883	10/25/2027	26,458,803.00	24,762,342.61	25,463,988.11	(701,645.50)
3140LHVX5	FN BS6929	4.280	97.5060	11/01/2027	31,100,000.00	30,324,366.00	31,017,861.30	(693,495.30)
3140LH4A5	FN BS7116	4.363	98.6030	11/01/2027	20,210,000.00	19,927,666.30	20,210,000.00	(282,333.70)
3140LHSB7	FN BS6813	4.363	97.9630	02/01/2028	19,478,000.00	19,081,233.14	19,462,583.74	(381,350.60)
3140LJS23	FN BS7736	4.416	97.0190	02/01/2028	20,000,000.00	19,403,800.00	19,772,481.24	(368,681.24)
3140LJS23	FN BS7736	4.071	97.0190	02/01/2028	15,000,000.00	14,552,850.00	15,000,000.00	(447,150.00)
3140LJS23	FN BS7736	4.078	97.0190	02/01/2028	10,000,000.00	9,701,900.00	10,000,000.00	(298,100.00)
3140LKJC8	FN BS8358	4.074	97.1210	04/01/2028	24,459,000.00	23,754,825.39	24,459,000.00	(704,174.61)
3140LKYQ0	FN BS8818	4.526	95.9720	06/01/2028	25,000,000.00	23,993,000.00	24,418,786.44	(425,786.44)
3140LKU84	FN BS8706	4.510	96.8890	06/01/2028	25,000,000.00	24,222,250.00	24,521,584.65	(299,334.65)
3140LLMH1	FN BS9359	5.051	100.0460	08/01/2028	15,874,000.00	15,881,302.04	15,706,156.77	175,145.27
3140LLFK2	FN BS9169	5.040	99.6760	08/01/2028	17,532,000.00	17,475,196.32	17,282,307.84	192,888.48
3140LLB83	FN BS9062	5.049	98.6010	09/01/2028	20,000,000.00	19,720,200.00	19,498,021.18	222,178.82
3140LLKK6	FN BS9297	5.110	98.3940	10/01/2028	21,050,000.00	20,711,937.00	20,417,805.85	294,131.15
3140LLZT1	FN BS9753	5.092	100.9580	10/01/2028	20,000,000.00	20,191,600.00	19,947,820.50	243,779.51
---	---	4.396	96.8185	10/13/2027	441,900,744.84	427,795,334.00	435,873,288.58	(8,077,954.58)

CD									
Cusip	Description	Yield	Market Price	Final Maturity	Par Value	Market Value	Book Value	Net Unrealized Gain/Loss	
78015JP68	Royal Bank of Canada New York Branch	4.945	100.0000	12/15/2023	50,000,000.00	50,000,000.00	50,000,000.00	0.00	
06367DDA0	Bank of Montreal - Chicago Branch	5.530	100.0000	12/27/2023	50,000,000.00	50,000,000.00	50,000,000.00	0.00	
06367DDH8	Bank of Montreal - Chicago Branch	5.540	100.0000	01/02/2024	50,000,000.00	50,000,000.00	50,000,000.00	0.00	
78015JQA8	Royal Bank of Canada New York Branch	5.420	100.0000	01/03/2024	50,000,000.00	50,000,000.00	50,000,000.00	0.00	
89115BNB2	Toronto-Dominion Bank - New York Branch	5.390	100.0000	01/10/2024	50,000,000.00	50,000,000.00	50,000,000.00	0.00	
89115BRT9	Toronto-Dominion Bank - New York Branch	5.220	100.0000	01/24/2024	40,000,000.00	40,000,000.00	40,000,000.00	0.00	
78015JVE4	Royal Bank of Canada New York Branch	5.260	100.0000	01/31/2024	50,000,000.00	50,000,000.00	50,000,000.00	0.00	
65558U4B5	Nordea ABP - New York Branch	5.490	100.0000	02/02/2024	50,000,000.00	50,000,000.00	50,000,000.00	0.00	
89115BMG2	Toronto-Dominion Bank - New York Branch	5.740	100.0000	02/20/2024	50,000,000.00	50,000,000.00	50,000,000.00	0.00	
06367DC94	Bank of Montreal - Chicago Branch	5.760	100.0000	02/26/2024	50,000,000.00	50,000,000.00	50,000,000.00	0.00	
89115BNC0	Toronto-Dominion Bank - New York Branch	5.750	100.0000	02/27/2024	50,000,000.00	50,000,000.00	50,000,000.00	0.00	
78015JWS2	Royal Bank of Canada New York Branch	5.770	100.0000	03/15/2024	50,000,000.00	50,000,000.00	50,000,000.00	0.00	
06417M3B9	Bank of Nova Scotia - Houston Branch	5.790	100.0000	03/15/2024	50,000,000.00	50,000,000.00	50,000,000.00	0.00	
06417M3D5	Bank of Nova Scotia - Houston Branch	5.780	100.0000	03/18/2024	100,000,000.00	100,000,000.00	100,000,000.00	0.00	
06367DAR6	Bank of Montreal - Chicago Branch	5.840	100.0000	03/22/2024	70,000,000.00	70,000,000.00	70,000,000.00	0.00	
89115BPL8	Toronto-Dominion Bank - New York Branch	5.920	100.0000	03/25/2024	50,000,000.00	50,000,000.00	50,000,000.00	0.00	
78015JYN1	Royal Bank of Canada New York Branch	5.900	100.0000	03/26/2024	50,000,000.00	50,000,000.00	50,000,000.00	0.00	
78015J4X2	Royal Bank of Canada New York Branch	5.810	100.0000	05/14/2024	50,000,000.00	50,000,000.00	50,000,000.00	0.00	
06367DD77	Bank of Montreal - Chicago Branch	5.820	100.0000	05/28/2024	50,000,000.00	50,000,000.00	50,000,000.00	0.00	
89115B2M1	Toronto-Dominion Bank - New York Branch	5.860	100.0000	05/31/2024	50,000,000.00	50,000,000.00	50,000,000.00	0.00	
89115B2Z2	Toronto-Dominion Bank - New York Branch	5.870	100.0000	05/31/2024	50,000,000.00	50,000,000.00	50,000,000.00	0.00	
78015JB71	Royal Bank of Canada New York Branch	5.850	100.0000	06/21/2024	25,000,000.00	25,000,000.00	25,000,000.00	0.00	
89115BCZ1	Toronto-Dominion Bank - New York Branch	5.870	100.0000	06/24/2024	25,000,000.00	25,000,000.00	25,000,000.00	0.00	
86959R6X3	Svenska Handels AB Publ - New York Branch	5.670	100.0000	06/24/2024	50,000,000.00	50,000,000.00	50,000,000.00	0.00	
06417M4J1	Bank of Nova Scotia - Houston Branch	5.900	100.0000	06/28/2024	50,000,000.00	50,000,000.00	50,000,000.00	0.00	
78015JBP1	Royal Bank of Canada New York Branch	5.910	100.0000	08/12/2024	50,000,000.00	50,000,000.00	50,000,000.00	0.00	
78015JB73	Royal Bank of Canada New York Branch	5.910	100.0000	08/19/2024	50,000,000.00	50,000,000.00	50,000,000.00	0.00	
89115BDD9	Toronto-Dominion Bank - New York Branch	5.940	100.0000	08/26/2024	50,000,000.00	50,000,000.00	50,000,000.00	0.00	
89115BD98	Toronto-Dominion Bank - New York Branch	5.950	100.0000	09/09/2024	50,000,000.00	50,000,000.00	50,000,000.00	0.00	
89115BD56	Toronto-Dominion Bank - New York Branch	5.970	100.0000	09/23/2024	50,000,000.00	50,000,000.00	50,000,000.00	0.00	
78015JDK0	Royal Bank of Canada New York Branch	5.880	100.0000	10/22/2024	25,000,000.00	25,000,000.00	25,000,000.00	0.00	
89115BL99	Toronto-Dominion Bank - New York Branch	5.680	100.0000	11/21/2024	25,000,000.00	25,000,000.00	25,000,000.00	0.00	
---	---	5.717	100.0000	04/21/2024	1,560,000,000.00	1,560,000,000.00	1,560,000,000.00	0.00	

CP									
Cusip	Description	Yield	Market Price	Final Maturity	Par Value	Market Value	Book Value	Net Unrealized Gain/Loss	
93114FZB3	Walmart Inc.	5.399	99.8522	12/11/2023	50,000,000.00	49,926,111.11	49,926,111.11	0.00	
03948HZC8	Archer-Daniels-Midland Company	5.410	99.8371	12/12/2023	50,000,000.00	49,918,569.45	49,918,569.45	0.00	
03948HZK0	Archer-Daniels-Midland Company	5.409	99.7335	12/19/2023	41,640,000.00	41,529,029.40	41,529,029.40	0.00	
19121BZT9	The Coca-Cola Company	5.460	99.6136	12/27/2023	62,000,000.00	61,760,438.89	61,760,438.89	0.00	
7426M2A27	Private Export Funding Corporation	5.450	99.5262	01/02/2024	25,000,000.00	24,881,555.56	24,881,555.56	0.00	
23102UA28	Cummins Inc.	5.514	99.5182	01/02/2024	65,000,000.00	64,686,844.45	64,686,844.45	0.00	
23102UA36	Cummins Inc.	5.524	99.5032	01/03/2024	20,000,000.00	19,900,633.33	19,900,450.00	183.33	
23102UA36	Cummins Inc.	5.514	99.5032	01/03/2024	20,000,000.00	19,900,633.33	19,900,633.33	0.00	
63763PA58	National Securities Clearing Corporation	5.523	99.4740	01/05/2024	35,000,000.00	34,815,909.72	34,815,909.72	0.00	
24422LA86	John Deere Capital Corporation	5.557	99.4247	01/08/2024	50,000,000.00	49,712,361.11	49,712,361.11	0.00	
7426M4A45	Private Export Funding Corporation	5.353	99.4222	01/10/2024	50,000,000.00	49,711,111.11	49,711,111.11	0.00	
59515MAC9	Microsoft Corporation	5.426	99.3782	01/12/2024	30,000,000.00	29,813,450.00	29,813,450.00	0.00	
63763PAC3	National Securities Clearing Corporation	5.566	99.3653	01/12/2024	50,000,000.00	49,682,666.67	49,682,666.67	0.00	
24422LA67	John Deere Capital Corporation	5.582	99.3618	01/12/2024	50,000,000.00	49,680,916.67	49,680,916.67	0.00	
7426M2AG6	Private Export Funding Corporation	5.501	99.3138	01/16/2024	25,000,000.00	24,828,458.33	24,828,458.33	0.00	
63763PAG4	National Securities Clearing Corporation	5.552	99.3062	01/16/2024	50,000,000.00	49,653,083.33	49,653,083.33	0.00	
24422LAG8	John Deere Capital Corporation	5.571	99.3023	01/16/2024	19,500,000.00	19,363,955.00	19,363,955.00	0.00	
23102UAG7	Cummins Inc.	5.576	99.2998	01/16/2024	11,000,000.00	10,922,975.55	10,922,975.55	0.00	
24422LAJ2	John Deere Capital Corporation	5.585	99.2707	01/18/2024	50,000,000.00	49,635,333.33	49,635,333.33	0.00	
59515MAK1	Microsoft Corporation	5.439	99.2732	01/19/2024	32,500,000.00	32,263,779.16	32,263,779.16	0.00	
63763PAP4	National Securities Clearing Corporation	5.555	99.2006	01/23/2024	25,000,000.00	24,800,145.83	24,800,145.83	0.00	
7426M2A04	Private Export Funding Corporation	5.357	99.2200	01/24/2024	25,000,000.00	24,805,000.00	24,805,000.00	0.00	
24422LA06	John Deere Capital Corporation	5.595	99.1780	01/24/2024	28,600,000.00	28,364,908.00	28,364,908.00	0.00	
63763PAR0	National Securities Clearing Corporation	5.556	99.1704	01/25/2024	50,000,000.00	49,585,208.33	49,585,208.33	0.00	
63763PAS8	National Securities Clearing Corporation	5.436	99.1693	01/26/2024	75,000,000.00	74,377,000.00	74,377,000.00	0.00	
59515MAS4	Microsoft Corporation	5.467	99.1693	01/26/2024	35,000,000.00	34,709,266.67	34,709,266.67	0.00	
7426M4AW7	Private Export Funding Corporation	5.454	99.1167	01/30/2024	25,000,000.00	24,779,166.67	24,779,166.67	0.00	
7426M2AX9	Private Export Funding Corporation	5.459	99.1019	01/31/2024	50,000,000.00	49,550,972.22	49,550,972.22	0.00	
63763PB16	National Securities Clearing Corporation	5.596	99.0614	02/01/2024	20,000,000.00	19,812,277.78	19,812,277.78	0.00	
7426M2B18	Private Export Funding Corporation	5.515	99.0734	02/01/2024	25,000,000.00	24,768,361.11	24,768,361.11	0.00	
82619TB14	Siemens Capital Company LLC	5.438	99.0821	02/01/2024	4,400,000.00	4,359,610.44	4,359,610.44	0.00	
24422LB28	John Deere Capital Corporation	5.578	99.0445	02/02/2024	50,000,000.00	49,522,250.00	49,522,250.00	0.00	
59515MB53	Microsoft Corporation	5.474	99.0155	02/05/2024	35,000,000.00	34,655,425.00	34,656,708.33	(1,283.33)	
59515MB53	Microsoft Corporation	5.494	99.0155	02/05/2024	25,000,000.00	24,753,875.00	24,753,875.00	0.00	
63763PB57	National Securities Clearing Corporation	5.534	99.0063	02/05/2024	50,000,000.00	49,503,166.67	49,503,166.67	0.00	
63763PB73	National Securities Clearing Corporation	5.533	98.9762	02/07/2024	30,000,000.00	29,692,866.67	29,692,866.67	0.00	
59515MB79	Microsoft Corporation	5.434	98.9932	02/07/2024	25,000,000.00	24,748,305.56	24,748,305.56	0.00	
89233GB96	Toyota Motor Credit Corporation	5.563	98.9403	02/09/2024	50,000,000.00	49,470,139.69	49,470,139.69	0.00	
89233GBC9	Toyota Motor Credit Corporation	5.563	98.8949	02/12/2024	20,000,000.00	19,778,972.22	19,778,972.22	0.00	
59515MBL8	Microsoft Corporation	5.493	98.7940	02/20/2024	50,000,000.00	49,397,000.00	49,397,000.00	0.00	

63763PBL2	National Securities Clearing Corporation	5.576	98.7738	02/20/2024	25,000,000.00	24,693,437.50	24,693,437.50	0.00
6698M4BL5	Novartis Finance Corporation	5.456	98.7963	02/20/2024	50,000,000.00	49,398,125.01	49,398,125.00	0.00
6698M4BL5	Novartis Finance Corporation	5.456	98.7963	02/20/2024	38,000,000.00	37,542,575.00	37,542,575.00	0.00
59515MB53	Microsoft Corporation	5.513	98.6998	02/26/2024	25,000,000.00	24,674,958.33	24,674,958.33	0.00
82619TB55	Siemens Capital Company LLC	5.449	98.7095	02/26/2024	30,500,000.00	30,106,397.50	30,106,397.50	0.00
7426M2BT7	Private Export Funding Corporation	5.438	98.6971	02/27/2024	50,000,000.00	49,348,555.56	49,348,555.56	0.00
78015CBV3	Royal Bank of Canada New York Branch	5.717	98.6175	02/29/2024	25,000,000.00	24,654,375.00	24,654,375.00	0.00
46640PC19	J.P. Morgan Securities LLC	5.578	98.6375	03/01/2024	50,000,000.00	49,318,763.89	49,318,763.89	0.00
63763PCF4	National Securities Clearing Corporation	5.583	98.4104	03/15/2024	50,000,000.00	49,205,208.33	49,205,208.33	0.00
46640PCR2	J.P. Morgan Securities LLC	5.782	98.2175	03/25/2024	50,000,000.00	49,108,750.00	49,108,750.00	0.00
59515ME19	Microsoft Corporation	5.503	97.7369	05/01/2024	25,000,000.00	24,434,222.23	24,434,222.23	0.00
59515ME68	Microsoft Corporation	5.515	97.6581	05/06/2024	36,800,000.00	35,938,174.66	35,938,174.66	0.00
46651VDN3	J.P. Morgan Securities LLC	5.930	100.0000	05/10/2024	50,000,000.00	50,000,000.00	50,000,000.00	0.00
59515MED3	Microsoft Corporation	5.508	97.5582	05/13/2024	50,000,000.00	48,779,111.12	48,779,111.12	0.00
59515MEF8	Microsoft Corporation	5.508	97.5284	05/15/2024	25,000,000.00	24,382,111.12	24,382,111.12	0.00
7426M4EM5	Private Export Funding Corporation	5.534	97.4343	05/21/2024	10,000,000.00	9,743,433.33	9,743,433.33	0.00
7426M4EM5	Private Export Funding Corporation	5.534	97.4343	05/21/2024	10,000,000.00	9,743,433.33	9,743,433.33	0.00
7426M4EM5	Private Export Funding Corporation	5.534	97.4343	05/21/2024	10,000,000.00	9,743,433.33	9,743,433.33	0.00
59515MEN1	Microsoft Corporation	5.509	97.4290	05/22/2024	25,000,000.00	24,357,256.93	24,356,055.55	1,201.38
59515MEN1	Microsoft Corporation	5.495	97.4290	05/22/2024	10,000,000.00	9,742,902.77	9,742,902.77	0.00
7426M4EP8	Private Export Funding Corporation	5.523	97.4190	05/23/2024	25,000,000.00	24,354,750.00	24,354,750.00	0.00
7426M2EQ0	Private Export Funding Corporation	5.469	97.4236	05/24/2024	35,000,000.00	34,098,263.89	34,098,263.89	0.00
59515MEX9	Microsoft Corporation	5.499	97.2953	05/31/2024	50,000,000.00	48,647,638.89	48,647,638.89	0.00
63763PFU8	National Securities Clearing Corporation	5.629	96.8208	06/28/2024	50,000,000.00	48,410,416.67	48,410,416.67	0.00
---	---	5.521	98.8924	02/17/2024	2,289,940,000.00	2,264,448,027.76	2,264,447,926.38	101.39

**Corporate**

CORP								
Cusip	Description	Yield	Market Price	Final Maturity	Par Value	Market Value	Book Value	Net Unrealized Gain/Loss
742651DT6	PRIVATE EXPORT FUNDING CORP	4.967	99.7901	01/15/2024	25,000,000.00	24,947,525.00	24,957,698.70	(10,173.70)
742651DT6	PRIVATE EXPORT FUNDING CORP	4.967	99.7901	01/15/2024	25,000,000.00	24,947,525.00	24,957,698.70	(10,173.70)

**MM Fund**

MMFUND								
Cusip	Description	Yield	Market Price	Final Maturity	Par Value	Market Value	Book Value	Net Unrealized Gain/Loss
949921126	ALLSPRING-GOVT MM SEL	5.290	1.0000	11/30/2023	8,000,000.00	8,000,000.00	8,000,000.00	0.00
949921126	ALLSPRING-GOVT MM SEL	5.290	1.0000	11/30/2023	125,000,000.00	125,000,000.00	125,000,000.00	0.00
949921126	ALLSPRING-GOVT MM SEL	5.290	1.0000	11/30/2023	20,000,000.00	20,000,000.00	20,000,000.00	0.00
608919718	FEDERATED HRMS GV O PRMR	5.290	1.0000	11/30/2023	1,000,000.00	1,000,000.00	1,000,000.00	0.00
31607A703	FIDELITY IMM-GOVT INSTL	5.290	1.0000	11/30/2023	24,000,000.00	24,000,000.00	24,000,000.00	0.00
31607A703	FIDELITY IMM-GOVT INSTL	5.290	1.0000	11/30/2023	23,000,000.00	23,000,000.00	23,000,000.00	0.00
61747C707	MORG STAN I LQ-GV I	5.250	1.0000	11/30/2023	1,000,000.00	1,000,000.00	1,000,000.00	0.00
4812CA538	JPMORGAN-US GVT MM EMPWR	5.240	1.0000	11/30/2023	1,000,000.00	1,000,000.00	1,000,000.00	0.00
85749T517	SS INST INV-US GV MM OPP	5.290	1.0000	11/30/2023	71,000,000.00	71,000,000.00	71,000,000.00	0.00
85749T517	SS INST INV-US GV MM OPP	5.290	1.0000	11/30/2023	50,000,000.00	50,000,000.00	50,000,000.00	0.00
4812CA538	JPMORGAN-US GVT MM EMPWR	5.240	1.0000	11/30/2023	1,000,000.00	1,000,000.00	1,000,000.00	0.00
---	---	5.290	1.0000	11/30/2023	325,000,000.00	325,000,000.00	325,000,000.00	0.00

**Muni**

MUNI								
Cusip	Description	Yield	Market Price	Final Maturity	Par Value	Market Value	Book Value	Net Unrealized Gain/Loss
826239FY6	SIERRA CALIF JT CMNTY COLLEGE DIST	0.344	96.5730	08/01/2024	500,000.00	482,865.00	500,000.00	(17,135.00)
826239GH2	SIERRA CALIF JT CMNTY COLLEGE DIST	0.354	96.7000	08/01/2024	720,000.00	696,240.00	720,000.00	(23,760.00)
802498YY5	SANTA MONICA-MALIBU UNIFIED SCHOOL FACILITY IMPROV	0.396	96.6490	08/01/2024	1,000,000.00	966,490.00	1,000,000.00	(33,510.00)
93974ETF3	WASHINGTON ST	0.470	96.8670	08/01/2024	14,995,000.00	14,525,206.65	14,995,000.00	(469,793.35)
419792F84	HAWAII ST	0.713	97.0340	08/01/2024	9,000,000.00	8,733,060.00	9,000,000.00	(266,940.00)
074437HA5	BEAUMONT CALIF UNI SCH DIST	0.690	96.5580	08/01/2024	275,000.00	265,534.50	275,000.00	(9,465.50)
987388GU3	YOSEMITE CALIF CMNTY COLLEGE DIST	1.440	97.4360	08/01/2024	700,000.00	682,052.00	700,000.00	(17,948.00)
757710U55	REDONDO BEACH CALIF UNI SCH DIST	1.571	97.4380	08/01/2024	500,000.00	487,190.00	500,000.00	(12,810.00)
93974EY48	WASHINGTON ST	3.350	98.7400	08/01/2024	13,475,000.00	13,305,215.00	13,475,000.00	(169,785.00)
419792A71	HAWAII ST	0.713	96.3360	10/01/2024	10,000,000.00	9,633,600.00	10,000,000.00	(366,400.00)
419792D37	HAWAII ST	0.713	96.3360	10/01/2024	2,500,000.00	2,408,400.00	2,500,000.00	(91,600.00)
882724XK8	TEXAS ST	0.794	96.2580	10/01/2024	5,810,000.00	5,592,589.80	5,810,000.00	(217,410.20)
419792F92	HAWAII ST	1.033	93.7150	08/01/2025	6,250,000.00	5,857,187.50	6,250,000.00	(392,812.50)
802498Y22	SANTA MONICA-MALIBU UNIFIED SCHOOL FACILITY IMPROV	0.669	92.8660	08/01/2025	1,000,000.00	928,660.00	1,000,000.00	(71,340.00)
56781RKT3	MARIN CALIF CMNTY COLLEGE DIST	0.763	93.2840	08/01/2025	1,065,000.00	993,474.60	1,065,000.00	(71,525.40)
074437HB3	BEAUMONT CALIF UNI SCH DIST	1.109	93.1060	08/01/2025	500,000.00	465,530.00	500,000.00	(34,470.00)
7994082E8	SAN RAMON VALLEY CALIF UNI SCH DIST	0.967	93.3280	08/01/2025	4,505,000.00	4,204,426.40	4,505,000.00	(300,573.60)
93974EYB6	WASHINGTON ST	3.350	97.1910	08/01/2025	10,065,000.00	9,782,274.15	10,065,000.00	(282,725.85)
419792A89	HAWAII ST	1.033	96.1970	10/01/2025	12,775,000.00	12,289,166.75	13,168,135.21	(878,968.46)
419792D45	HAWAII ST	1.033	93.2380	10/01/2025	3,660,000.00	3,412,510.80	3,660,000.00	(247,489.20)
93974EYC4	WASHINGTON ST	3.370	96.0420	08/01/2026	20,825,000.00	20,000,746.50	20,825,000.00	(824,253.50)
13063D3N6	CALIFORNIA ST	4.847	99.9450	03/01/2027	9,300,000.00	9,294,885.00	9,300,000.00	(5,115.00)
---	---	1.958	96.5892	06/11/2025	129,420,000.00	125,007,304.65	129,813,135.21	(4,805,830.56)

**Mutual Fund**

Open-End Fund								
Cusip	Description	Yield	Market Price	Final Maturity	Par Value	Market Value	Book Value	Net Unrealized Gain/Loss
CLTRSF	CALTRUST	4.880	1.0086	---	93,213,169.12	94,017,200.84	94,017,200.84	(0.00)
CLTRSF	CALTRUST	4.880	1.0086	---	93,213,169.12	94,017,200.84	94,017,200.84	(0.00)

**Non-US Gov**

SUPRANATIONAL								
Cusip	Description	Yield	Market Price	Final Maturity	Par Value	Market Value	Book Value	Net Unrealized Gain/Loss
45950VQ22	INTERNATIONAL FINANCE CORP	0.829	99.3830	01/19/2024	25,000,000.00	24,845,750.00	24,998,712.91	(152,962.91)
45906M3C2	INTERNATIONAL BANK FOR RECONSTRUCTION AND DEVELOPM	2.540	98.9842	03/28/2024	3,895,000.00	3,855,434.59	3,891,455.52	(36,020.93)
45950VP03	INTERNATIONAL FINANCE CORP	0.273	96.2590	08/22/2024	25,000,000.00	24,064,750.00	24,995,897.95	(931,147.95)
45950VQG4	INTERNATIONAL FINANCE CORP	0.484	95.8976	09/23/2024	25,000,000.00	23,974,400.00	24,991,125.23	(1,016,725.23)
45950KCR9	INTERNATIONAL FINANCE CORP	5.358	96.6825	10/16/2024	25,000,000.00	24,170,625.00	24,159,506.17	11,118.83
45950VL3	INTERNATIONAL FINANCE CORPORATION	0.719	95.5330	10/29/2024	25,000,000.00	23,883,250.00	24,991,242.04	(1,107,992.04)
459058DX8	INTERNATIONAL BANK FOR RECONSTRUCTION AND DEVELOPM	5.197	97.4267	11/25/2024	25,000,000.00	24,356,675.00	24,361,523.55	(4,848.55)
45950VRA6	INTERNATIONAL FINANCE CORP	1.099	94.4864	01/21/2025	25,000,000.00	23,621,600.00	24,983,544.48	(1,361,944.48)
45950VRX6	INTERNATIONAL FINANCE CORP	4.077	98.2790	02/01/2027	25,000,000.00	24,569,750.00	24,944,380.79	(374,630.79)

---	---	2.238	96.7844	12/30/2024	203,895,000.00	197,342,234.59	202,317,388.64	(4,975,154.05)
<b>US Gov</b>								
<b>T-BILL</b>								
<b>Cusip</b>	<b>Description</b>	<b>Yield</b>	<b>Market Price</b>	<b>Final Maturity</b>	<b>Par Value</b>	<b>Market Value</b>	<b>Book Value</b>	<b>Net Unrealized Gain/Loss</b>
912797HN0	UNITED STATES TREASURY	5.354	99.9415	12/05/2023	80,000,000.00	79,953,200.00	79,953,233.78	(33.78)
912797HW0	UNITED STATES TREASURY	5.403	99.6333	12/26/2023	50,000,000.00	49,816,666.50	49,816,232.64	433.86
912797FW2	UNITED STATES TREASURY	5.502	99.5018	01/04/2024	25,000,000.00	24,875,451.50	24,875,623.75	(172.25)
912797HZ3	UNITED STATES TREASURY	5.501	99.3260	01/16/2024	10,000,000.00	9,932,597.20	9,931,990.28	606.92
912797HZ3	UNITED STATES TREASURY	5.498	99.3260	01/16/2024	10,000,000.00	9,932,597.20	9,932,022.22	574.98
912797J23	UNITED STATES TREASURY	5.392	99.3260	01/16/2024	50,000,000.00	49,662,986.00	49,663,561.11	(575.11)
912797JA6	UNITED STATES TREASURY	5.511	99.2241	01/23/2024	15,000,000.00	14,883,620.85	14,882,390.79	1,230.06
912797JA6	UNITED STATES TREASURY	5.520	99.2241	01/23/2024	50,000,000.00	49,612,069.50	49,607,284.72	4,784.78
912797JA6	UNITED STATES TREASURY	5.398	99.2241	01/23/2024	50,000,000.00	49,612,069.50	49,612,279.23	(209.73)
912797JD0	UNITED STATES TREASURY	5.388	98.9208	02/13/2024	50,000,000.00	49,460,416.50	49,461,341.66	(925.16)
912797GP6	UNITED STATES TREASURY	5.592	98.6875	02/29/2024	25,000,000.00	24,671,875.00	24,665,556.25	6,318.75
912797FH5	UNITED STATES TREASURY	5.466	97.6063	05/16/2024	50,000,000.00	48,803,166.50	48,787,916.32	15,250.18
912797GB7	UNITED STATES TREASURY	5.403	96.9214	07/11/2024	10,000,000.00	9,692,136.10	9,681,853.33	10,282.77
912797GK7	UNITED STATES TREASURY	5.463	96.5069	08/08/2024	30,000,000.00	28,952,075.10	28,912,856.38	39,218.72
---	<b>UNITED STATES TREASURY</b>	<b>5.435</b>	<b>98.9914</b>	<b>02/09/2024</b>	<b>505,000,000.00</b>	<b>499,860,927.45</b>	<b>499,784,142.47</b>	<b>76,784.98</b>
<b>US Gov</b>								
<b>US GOV</b>								
<b>Cusip</b>	<b>Description</b>	<b>Yield</b>	<b>Market Price</b>	<b>Final Maturity</b>	<b>Par Value</b>	<b>Market Value</b>	<b>Book Value</b>	<b>Net Unrealized Gain/Loss</b>
912828S29	UNITED STATES TREASURY	5.025	99.5156	01/31/2024	25,000,000.00	24,878,906.25	24,898,219.87	(19,313.62)
91282CBM2	UNITED STATES TREASURY	0.219	98.9375	02/15/2024	25,000,000.00	24,734,375.00	24,995,142.70	(260,767.70)
91282CBR1	UNITED STATES TREASURY	0.287	98.5469	03/15/2024	50,000,000.00	49,273,437.50	49,994,707.18	(721,269.68)
912828W71	UNITED STATES TREASURY	2.395	98.9531	03/31/2024	30,000,000.00	29,685,937.50	29,974,007.14	(288,069.64)
91282CEG2	UNITED STATES TREASURY	2.358	98.9844	03/31/2024	10,000,000.00	9,898,437.50	9,996,527.57	(98,090.07)
912828GR6	UNITED STATES TREASURY	4.390	98.7188	04/30/2024	25,000,000.00	24,679,687.50	24,786,370.69	(106,683.19)
912828WJ5	UNITED STATES TREASURY	5.256	98.7344	05/15/2024	50,000,000.00	49,367,187.50	49,397,747.51	(30,560.01)
91282CCC3	UNITED STATES TREASURY	4.274	97.7188	05/15/2024	15,000,000.00	14,657,812.50	14,735,101.27	(77,288.77)
91282XTT2	UNITED STATES TREASURY	2.567	98.3594	05/31/2024	10,000,000.00	9,835,937.50	9,972,649.17	(136,711.67)
91282CER8	UNITED STATES TREASURY	2.502	98.5938	05/31/2024	20,000,000.00	19,718,750.00	19,999,805.49	(281,055.49)
91282CER8	UNITED STATES TREASURY	2.563	98.5938	05/31/2024	20,000,000.00	19,718,750.00	19,993,961.90	(275,211.90)
91282CCG4	UNITED STATES TREASURY	5.185	97.3281	06/15/2024	10,000,000.00	9,732,812.50	9,744,449.78	(11,637.28)
912828XX3	UNITED STATES TREASURY	3.217	98.0938	06/30/2024	10,000,000.00	9,809,375.00	9,932,153.61	(122,778.61)
912828XX3	UNITED STATES TREASURY	2.558	98.0938	06/30/2024	25,000,000.00	24,523,437.50	24,921,546.05	(398,108.55)
91282CFA4	UNITED STATES TREASURY	5.386	98.5000	07/31/2024	100,000,000.00	98,500,000.00	98,471,644.81	28,355.19
912828DS6	UNITED STATES TREASURY	5.503	97.9531	08/15/2024	50,000,000.00	48,976,562.50	48,936,024.57	40,537.93
912828DS6	UNITED STATES TREASURY	5.508	97.9531	08/15/2024	5,000,000.00	4,897,656.25	4,893,446.45	4,209.80
91282CFG1	UNITED STATES TREASURY	5.441	98.4844	08/31/2024	25,000,000.00	24,621,093.75	24,605,225.32	15,868.43
91282CCX7	UNITED STATES TREASURY	0.439	96.2344	09/15/2024	25,000,000.00	24,058,593.75	24,987,382.21	(928,788.46)
91282CCX7	UNITED STATES TREASURY	0.438	96.2344	09/15/2024	25,000,000.00	24,058,593.75	24,987,628.42	(929,034.67)
91282CFN6	UNITED STATES TREASURY	4.215	99.1719	09/30/2024	25,000,000.00	24,792,968.75	25,006,904.07	(213,935.32)
91282CFN6	UNITED STATES TREASURY	5.439	99.1719	09/30/2024	70,000,000.00	69,420,312.50	69,332,031.25	88,281.25
91282CDB4	UNITED STATES TREASURY	0.754	96.0781	10/15/2024	25,000,000.00	24,019,531.25	24,972,277.27	(952,746.02)
91282CDB4	UNITED STATES TREASURY	5.362	96.0781	10/15/2024	25,000,000.00	24,019,531.25	24,004,479.45	15,051.80
912828YM6	UNITED STATES TREASURY	5.331	96.6719	10/31/2024	10,000,000.00	9,667,187.50	9,662,173.13	5,014.37
91282CF09	UNITED STATES TREASURY	5.443	99.2188	10/31/2024	50,000,000.00	49,609,375.00	49,530,340.33	79,034.67
91282CF09	UNITED STATES TREASURY	5.313	99.2188	10/31/2024	15,000,000.00	14,882,812.50	14,875,353.54	7,458.96
912828YV6	UNITED STATES TREASURY	1.747	96.3906	11/30/2024	25,000,000.00	24,097,656.25	24,940,248.03	(842,591.78)
912828ZC7	UNITED STATES TREASURY	0.540	95.2656	02/28/2025	10,000,000.00	9,526,562.50	10,072,121.54	(545,559.04)
912828ZF0	UNITED STATES TREASURY	0.647	94.2031	03/31/2025	25,000,000.00	23,550,781.25	24,951,886.70	(1,401,105.45)
912828ZF0	UNITED STATES TREASURY	0.619	94.2031	03/31/2025	25,000,000.00	23,550,781.25	24,960,801.40	(1,410,020.15)
91282CEH0	UNITED STATES TREASURY	2.647	96.8750	04/15/2025	10,000,000.00	9,687,500.00	9,997,135.18	(309,635.18)
912828ZL7	UNITED STATES TREASURY	0.445	93.7500	04/30/2025	15,000,000.00	14,062,500.00	14,985,328.02	(922,828.02)
9128284R8	UNITED STATES TREASURY	2.799	97.0938	05/31/2025	15,000,000.00	14,564,062.50	15,016,195.87	(452,133.37)
91282CAB7	UNITED STATES TREASURY	0.675	92.7031	07/31/2025	25,000,000.00	23,175,781.25	24,825,726.25	(1,649,945.00)
91282CAM3	UNITED STATES TREASURY	0.815	92.1563	09/30/2025	25,000,000.00	23,039,062.50	24,746,005.52	(1,706,943.02)
91282CAM3	UNITED STATES TREASURY	0.950	92.1563	09/30/2025	25,000,000.00	23,039,062.50	24,686,025.68	(1,646,963.18)
91282CBC4	UNITED STATES TREASURY	0.700	91.6094	12/31/2025	25,000,000.00	22,902,343.75	24,833,501.32	(1,931,157.57)
91282CBH3	UNITED STATES TREASURY	2.447	91.2813	01/31/2026	15,000,000.00	13,692,187.50	14,360,844.42	(668,656.92)
91282CBH3	UNITED STATES TREASURY	0.586	91.2813	01/31/2026	10,000,000.00	9,128,125.00	9,954,970.01	(826,845.01)
91282CBH3	UNITED STATES TREASURY	0.593	91.2813	01/31/2026	10,000,000.00	9,128,125.00	9,953,471.60	(825,346.60)
912828P46	UNITED STATES TREASURY	0.799	93.7500	02/15/2026	10,000,000.00	9,375,000.00	10,178,650.57	(803,650.57)
912828P46	UNITED STATES TREASURY	0.670	93.7500	02/15/2026	10,000,000.00	9,375,000.00	10,207,326.32	(832,326.32)
91282CBQ3	UNITED STATES TREASURY	0.591	91.2969	02/28/2026	20,000,000.00	18,259,375.00	19,959,766.54	(1,700,391.54)
91282CBT7	UNITED STATES TREASURY	0.715	91.6719	03/31/2026	25,000,000.00	22,917,968.75	25,020,061.67	(2,102,092.92)
91282CCJ8	UNITED STATES TREASURY	0.882	91.2813	06/30/2026	20,000,000.00	18,256,250.00	19,996,472.94	(1,740,222.94)
91282CCJ8	UNITED STATES TREASURY	0.906	91.2813	06/30/2026	35,000,000.00	31,948,437.50	34,972,477.95	(3,024,040.45)
91282CCW9	UNITED STATES TREASURY	0.832	90.4063	08/31/2026	25,000,000.00	22,601,562.50	24,945,245.30	(2,343,682.80)
91282CCW9	UNITED STATES TREASURY	0.902	90.4063	08/31/2026	25,000,000.00	22,601,562.50	24,898,253.24	(2,296,690.74)
91282CCZ2	UNITED STATES TREASURY	0.982	90.5938	09/30/2026	20,000,000.00	18,118,750.00	19,941,014.21	(1,822,264.21)
91282CCZ2	UNITED STATES TREASURY	2.540	90.5938	09/30/2026	15,000,000.00	13,589,062.50	14,335,948.66	(746,886.16)
91282CDG3	UNITED STATES TREASURY	2.884	90.9531	10/31/2026	10,000,000.00	9,095,312.50	9,522,650.35	(427,337.85)
912810EY0	UNITED STATES TREASURY	4.205	105.1719	11/15/2026	25,000,000.00	26,292,968.75	26,542,550.97	(249,582.22)
91282CDK4	UNITED STATES TREASURY	4.099	91.0781	11/30/2026	25,000,000.00	22,769,531.25	23,049,863.19	(280,331.94)
912810EZ7	UNITED STATES TREASURY	3.048	106.1719	02/15/2027	15,000,000.00	15,925,781.25	16,595,415.60	(669,634.35)
91282CEF4	UNITED STATES TREASURY	2.502	94.1250	03/31/2027	25,000,000.00	23,531,250.00	24,998,699.35	(1,467,449.35)
91282CEF4	UNITED STATES TREASURY	2.503	94.1250	03/31/2027	25,000,000.00	23,531,250.00	24,997,398.69	(1,466,148.69)
91282ZS2	UNITED STATES TREASURY	2.845	87.4219	05/31/2027	20,000,000.00	17,484,375.00	18,481,661.16	(997,286.16)
91282CEW7	UNITED STATES TREASURY	3.109	96.2188	06/30/2027	15,000,000.00	14,432,812.50	15,069,541.50	(636,729.00)
91282CEW7	UNITED STATES TREASURY	3.213	96.2188	06/30/2027	15,000,000.00	14,432,812.50	15,018,172.01	(585,359.51)
912810FA1	UNITED STATES TREASURY	3.247	106.3906	08/15/2027	15,000,000.00	15,958,593.75	16,593,422.11	(634,828.36)
912810FA1	UNITED STATES TREASURY	3.483	106.3906	08/15/2027	15,000,000.00	15,958,593.75	16,464,526.15	(505,932.40)
91282CFH9	UNITED STATES TREASURY	3.269	95.6250	08/31/2027	5,000,000.00	4,781,250.00	4,975,253.18	(194,003.18)
912810FB9	UNITED STATES TREASURY	4.003	106.1250	11/15/2027	15,000,000.00	15,918,750.00	16,131,387.36	(212,637.36)
91282CFZ9	UNITED STATES TREASURY	3.840	98.1719	11/30/2027	15,000,000.00	14,725,781.25	15,018,504.31	(292,723.06)
91282CFZ9	UNITED STATES TREASURY	4.048	98.1719	11/30/2027	25,000,000.00	24,542,968.75	24,842,848.00	(299,879.25)
91282CHK0	UNITED STATES TREASURY	4.125	98.6406	06/30/2028	25,000,000.00	24,660,156.25	24,872,122.69	(211,966.44)
---	<b>UNITED STATES TREASURY</b>	<b>2.915</b>	<b>96.5519</b>	<b>07/14/2025</b>	<b>1,530,000,000.00</b>	<b>1,476,268,750.00</b>	<b>1,523,520,796.31</b>	<b>(47,252,046.31)</b>
<b>Summary</b>								
<b>Cusip</b>	<b>Description</b>	<b>Yield</b>	<b>Market Price</b>	<b>Final Maturity</b>	<b>Par Value</b>	<b>Market Value</b>	<b>Book Value</b>	<b>Net Unrealized Gain/Loss</b>
---	---	4.146	94.7029	04/21/2025	13,691,314,348.96	13,381,955,348.34	13,616,981,975.48	(235,026,627.15)



COUNTY OF RIVERSIDE  
TREASURER-TAX COLLECTOR  
CAPITAL MARKETS

COUNTY ADMINISTRATIVE CENTER  
4080 LEMON STREET,  
4TH FLOOR,  
RIVERSIDE, CA 92502-2205



# **AGENDA ITEM 6G**





<b>WESTERN RIVERSIDE COUNTY REGIONAL CONSERVATION AUTHORITY</b>	
<b>DATE:</b>	March 4, 2024
<b>TO:</b>	Western Riverside County Regional Conservation Authority
<b>FROM:</b>	Jennifer Fuller, Financial Administration Manager Matthew Wallace, Deputy Director of Financial Administration
<b>THROUGH:</b>	Anne Mayer, Executive Director
<b>SUBJECT:</b>	Monthly Investment Report for December 2023

**STAFF RECOMMENDATION:**

This item is for the Board of Directors to receive and file the Monthly Investment Report for the month ended December 31, 2023.

**BACKGROUND INFORMATION:**

Per RCA Resolution No. 2023-001, an investment portfolio report shall be provided to the Board monthly. All of RCA's investments are managed by the County of Riverside Treasurer through the Riverside County Pooled Investment Fund.

The monthly investment report for December 2023, as required by state law and Board policy, reflects the investment activities resulting from available operating cash and endowments. As of December 31, 2023, RCA's cash and investments was comprised of the following:

<b>CASH AND INVESTMENTS PORTFOLIO</b>	<b>AMOUNTS</b>
<b>Operating</b>	\$ 60,527,069
<b>Trust</b>	19,758,764
<b>Total</b>	<b>\$ 80,285,833</b>

The monthly investment report includes the following information:

- Investment Portfolio Report;
- County of Riverside Investment Report for the Month Ended December 31, 2023.

RCA's investments were in full compliance with the Board's investment policy adopted on January 9, 2023. Additionally, RCA has adequate cash flows for the next six months.

**FISCAL IMPACT:**

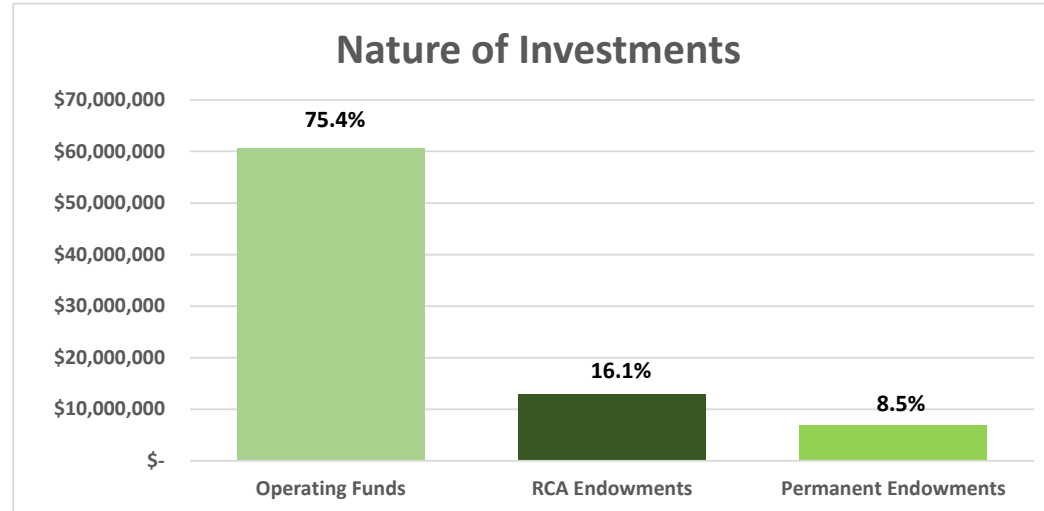
This is an information item. There is no fiscal impact.

Attachments:

- 1) Investment Portfolio Report
- 2) County of Riverside Investment Report for the Month Ended December 31, 2023

Western Riverside County Regional Conservation Authority  
Investment Portfolio Report  
Period Ended: December 31, 2023

	FAIR VALUE	RATING MOODYS / FITCH	COUPON RATE	YIELD TO MATURITY
<b>OPERATING FUNDS</b>				
County Treasurer's Pooled Investment Fund:				
Operating Funds	\$ 60,527,069	Aaa-bf/AAAF-S1	N/A	4.33%
<b>Subtotal Operating Funds</b>	<b>60,527,069</b>			
<b>FUNDS HELD IN TRUST</b>				
County Treasurer's Pooled Investment Fund:				
RCA Endowments	12,889,642	Aaa-bf/AAAF-S1	N/A	4.33%
Permanent Endowments	6,869,122	Aaa-bf/AAAF-S1	N/A	4.33%
<b>Subtotal Funds Held in Trust</b>	<b>19,758,764</b>			
<b>TOTAL Cash and Investments</b>	<b>\$ 80,285,833</b>			





# COUNTY OF RIVERSIDE

## TREASURER-TAX COLLECTOR'S

### MANAGED BY

**Matt Jennings**

**Treasurer-Tax Collector**

Giovane Pizano

Assistant Treasurer

John Byerly

Chief Investment Officer

Steve Faeth

Senior Investment Officer

Isela Licea

Investment Officer


COUNTY ADMINISTRATIVE CENTER

4080 LEMON STREET,

4TH FLOOR,

RIVERSIDE, CA 92502-2205

[WWW.COUNTYTREASURER.ORG](http://WWW.COUNTYTREASURER.ORG)



**TREASURER-TAX COLLECTOR'S  
POOLED INVESTMENT FUND**

## DECEMBER 2023 REPORT

## 2023 Ended with Growth and Inflation Slowing

In March 2020, the Federal Open Market Committee (FOMC) implemented its Zero Interest Rate Policy to support markets and bolster the availability of credit to households and businesses in the Covid era. Investment returns for conservative investors like the Riverside County Treasurer's Pooled Investment Fund, were constrained from such historically low interest rates.

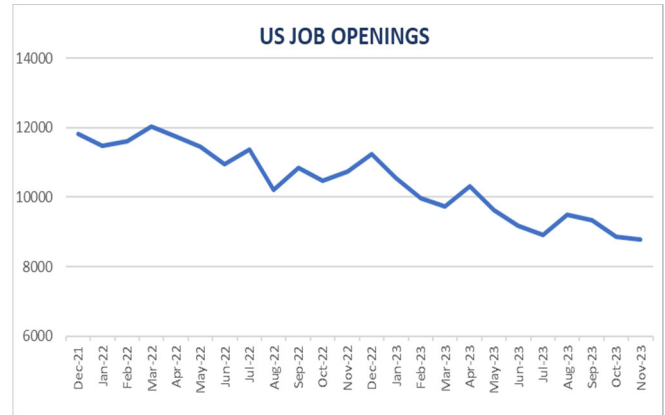
The FOMC finally relinquished their zero percent interest floor two years later on March 16, 2022, and by July 2023 and 11 hikes later, the Fed Funds Rate had climbed to a range of 5.25-5.50%. For a third consecutive time, the FOMC left this rate unchanged at its December meeting. While these normalized rates are producing income for bond investors, these money managers now speculate how much longer they can continue to benefit from today's more attractive interest rate environment. Fed Funds Futures trading now suggests that there may be a 25-basis point cut as early as March 20, followed by continued cuts, implying a Fed Funds target of 3.75% by December of 2024.

While the FOMC balances its fight against inflation with the promotion of full employment, market participants see the scales tipping toward an easing cycle. Some interest rates are already moving lower. December month-end mortgage rates, for instance, slipped to just under 7% from a recent high of 8.09% in October, giving a boost to the housing market. Existing home sales ended a five-month streak of declines and rose 0.8%. Home builders are giving mortgage rate buy-downs as they expect lower rates soon making new home sales more attractive. Another sign of new life in the housing market is here in Riverside County where a new home's median price rose 1.6% to \$550,000 and sales volume increased 1.9% to 2,499 transactions.

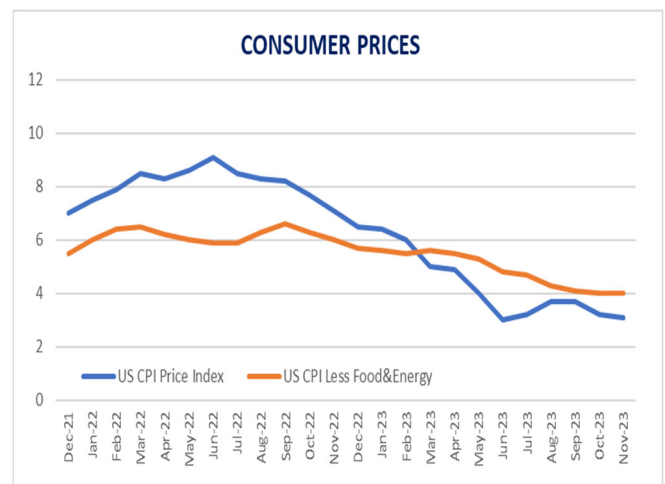
A key United States employment indicator showed stability in the labor market. Non-farm payrolls continued at roughly 200k monthly job growth pace, about where it had been for all of 2023.

Another measure however, Job Openings and Labor Turnover Survey (JOLTS) reported total job openings tumbled to 8.7 million, the lowest level since March 2021. As demand for new workers falls, businesses have an easier time holding onto their existing workers. The normalization in labor supply and demand has taken some heat out of wage growth. On a year-ago basis, the Average Hourly Earnings Index showed

growth held steady at 4.0%, the lowest since June 2021.



The Consumer Price Index showed inflation rose just 0.1% month over month and 3.1% on an annual basis. Declining gasoline prices and moderating food costs have been the main drivers of slowing inflation of late. Inflation, while still higher than the FOMC's target, seems to be approaching a more reasonable pace and is significantly improved from a recent high of 9.1% in June 2022.



In Treasury market trading, the 2-year note began the month at a yield of 4.54% and ended at 4.25%. 5-year notes began the month at a yield of 4.12% and ended at 3.85%. Stocks rose sharply in December with the Dow Jones Industrial Average starting the month at 36,150 and ending at 37,690.

Matt Jennings

Treasurer-Tax Collector



## Treasurer Tax-Collector Statement

The Treasurer's Pooled Investment Fund is comprised of contributions from the county, schools, special districts, and other discretionary depositors throughout the County of Riverside. The primary objective of the Treasurer shall be to **safeguard the principal** of the funds under the Treasurer's control, meet the **liquidity needs** of the depositor, and to maximize a **return on the funds** within the given parameters.

The Treasurer-Tax Collector and the Capital Markets team are committed to maintaining the highest credit ratings. The Treasurer's Pooled Investment Fund is currently rated **Aaa-bf** by **Moody's Investor Service** and **AAAf/S1** by **Fitch Ratings**, two of the nation's most trusted bond credit rating services.

Since its inception, the Treasurer's Pooled Investment Fund has been in **full compliance** with the Treasurer's Statement of Investment Policy, which is more restrictive than California. Government Code 53646.

## PORTFOLIO SUMMARY

Month End Values \$ are

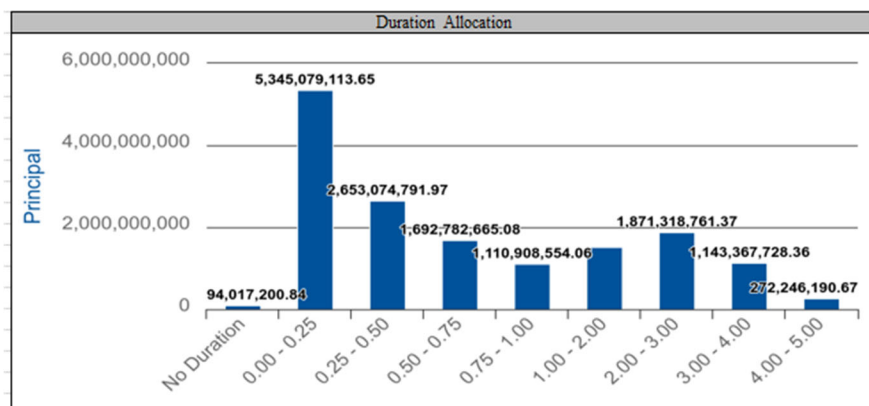
Expressed in 000,000	Dec-23	Jun-23	Dec-22
Principal Value	15,693.43	14,029.81	13,980.27
Market Value*	15,589.97	13,787.80	13,694.33
Book Value*	15,752.75	14,085.78	14,008.04
Unrealized Gain/Loss*	-162.78	-297.98	-313.71
Paper Gain or Loss %	-1.033%	-2.115%	-2.239%
Yield	4.33	3.86	2.92
WAM (Yrs)	1.23	1.30	1.22

\* Market values do not include accrued interest.

\* Book Value is amount paid changed by amortization. Accretion, adjustments, write downs

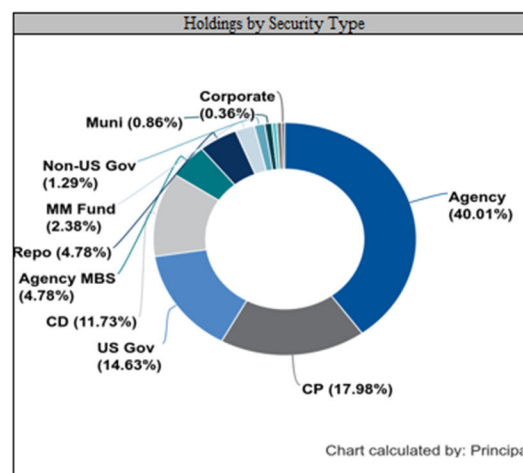
\* Unrealized Gain/Loss is Market Value - Book Value

# TPIF STATS



Composite Credit Ratings			
Rating	Moody's Rating	Market Value	S&P Rating
AAA	Aaa	928,096,770.64	AAA
AA+	Aaa	7,092,491,822.55	AA+
AA	Aa2	49,702,805.05	AA+
AA-	Aa2	13,481,534.51	AA-
NA	NA	916,789,350.84	NA
A-1+	P-1	5,206,427,684.66	AAA
A-1	P-1	1,383,082,725.39	A-1

Holdings by Security Type					
Security Type Category	Days to Final Maturity	Par Value	Market Price	Yield	Principal
Corporate	479	58,314,000.00	98.7325	4.785	57,134,967.52
Mutual Fund	---	93,213,169.12	1.0086	4.880	94,017,200.84
Agency CMO	472	98,743,801.84	97.9529	5.053	96,282,906.42
Muni	559	134,420,000.00	97.5794	2.056	135,354,965.00
Non-US Gov	364	203,895,000.00	97.4243	2.260	202,169,263.14
MM Fund	0	373,000,000.00	1.0000	5.294	373,000,000.00
Repo	2	750,000,000.00	100.0000	5.330	750,000,000.00
Agency MBS	1329	765,317,845.66	98.0640	4.481	750,374,695.64
CD	197	1,840,000,000.00	100.0007	5.596	1,840,013,791.91
US Gov	396	2,320,000,000.00	97.8183	3.757	2,295,503,340.90
CP	76	2,872,800,000.00	99.0035	5.513	2,820,988,166.68
Agency	683	6,323,554,916.67	97.8054	3.551	6,278,598,757.77
<b>Total</b>	<b>449</b>	<b>15,833,258,733.29</b>	<b>95.5434</b>	<b>4.338</b>	<b>15,693,438,055.82</b>



# PORTFOLIO CASHFLOWS

Month	Monthly Receipts	Monthly Disbursements	Difference	Required Matured Investments	Balance	Actual Investments Maturing	Available to Invest > 1 Year
01/2024					279.33		
01/2024	1,800.00	2,800.00	(1,000.00)	720.67	0.00	1,732.17	
02/2024	1,600.00	2,200.00	(600.00)	600.00	0.00	1,691.38	
03/2024	2,600.00	1,900.00	700.00		700.00	619.29	
04/2024	3,131.00	2,100.00	1,031.00		1,731.00	249.13	
05/2024	2,300.00	3,075.25	(775.25)		955.75	1,700.83	
06/2024	2,100.00	2,300.00	(200.00)		755.75	992.35	
07/2024	1,200.00	2,300.00	(1,100.00)	344.25	0.00	482.07	
08/2024	1,700.00	2,000.00	(300.00)	300	0.00	495.06	
09/2024	2,300.00	1,900.00	400.00		400.00	856.26	
10/2024	2,691.73	3,100.00	(408.27)	8.27	0.00	537.52	
11/2024	2,200.00	2,050.00	150.00		150.00	413.81	
12/2024	3,082.00	1,933.00	1,149.00		1,299.00	295.37	
<b>TOTALS</b>	<b>26,704.73</b>	<b>27,658.25</b>	<b>(953.52)</b>	<b>1,973.19</b>	<b>6,270.83</b>	<b>10,065.24</b>	<b>13,860.06</b>
				<b>12.46%</b>		<b>63.57%</b>	<b>87.54%</b>

\*Values listed in Cash Flow table are in millions

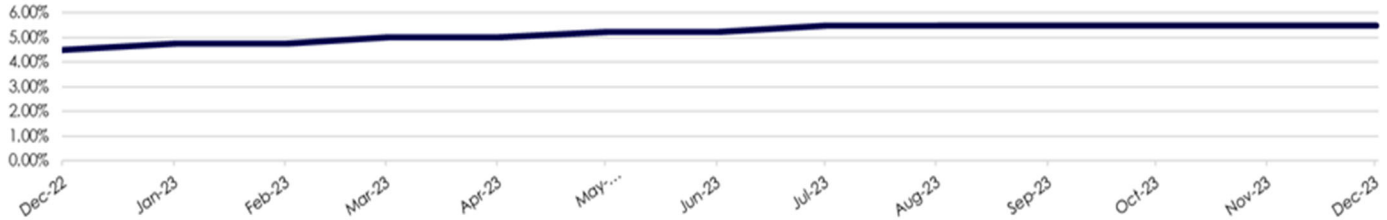


# FIXED INCOME MARKETS

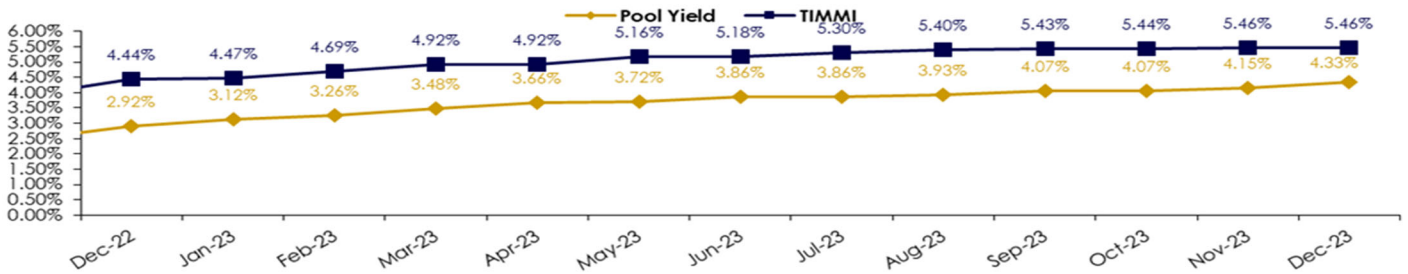
## FED FUNDS UPPER LIMIT RATE

Fed Fund Rate: 5.25% to 5.50%

Next FOMC Scheduled Meeting: 01/31/2024



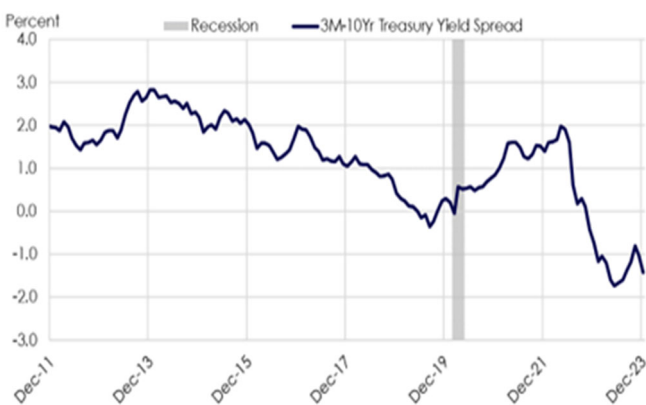
## TIMMI



The Treasurer's Institutional Money Market Index (TIMMI) is a composite index of four AAA rated prime institutional money market funds.

Their average yield is compared to the yield of the Treasurer's Pooled Investment Fund in the above graph.

## US Treasury Market



US Treasury Yield Curve	3 Mo	6 Mo	1 Yr	2 Yr	3 Yr	5 Yr	10 Yr	30 Yr
12/29/2023 - 12/01/2023	-0.03	-0.07	-0.26	-0.33	-0.30	-0.30	-0.34	-0.37
12/29/2023	5.40	5.26	4.79	4.23	4.01	3.84	3.88	4.03
12/01/2023	5.43	5.33	5.05	4.56	4.31	4.14	4.22	4.40

## Compliance Status: Full Compliance

The Treasurer's Pooled Investment Fund was in full compliance with the County of Riverside's Treasurer's Statement of Investment Policy. The County's Statement of Investment Policy is more restrictive than California Government Code 53646. The County's Investment Policy is reviewed annually by the County of Riverside's Oversight Committee and approved by the Board of Supervisors.

Investment Category	GOVERNMENT CODE			COUNTY INVESTMENT POLICY			Actual % of Boon Value
	Maximum Maturity	Authorized % Limit	S&P/ Moody's	Maximum Maturity	Authorized % Limit	S&P/ Moody's	
<b>MUNICIPAL BONDS (MUNI)</b>	5 YEARS	NO LIMIT	NA	5 YEARS	15%	AA-/Aa3/AA-	<b>0.86%</b>
<b>U.S. TREASURIES</b>	5 YEARS	NO LIMIT	NA	5 YEARS	100%	NA	<b>14.64%</b>
<b>LOCAL AGENCY OBLIGATIONS (LAO)</b>	5 YEARS	NO LIMIT	NA	3 YEARS	2.50%	INVESTMENT GRADE	<b>0.00%</b>
<b>FEDERAL AGENCIES</b>	5 YEARS	NO LIMIT	AAA	5 YEARS	100%	NA	<b>45.40%</b>
<b>COMMERCIAL PAPER (CP)</b>	270 DAYS	40%	A1/P1	270 DAYS	40%	A1/P1/F1	<b>18.06%</b>
<b>NEGOTIABLE CERTIFICATE OF DEPOSITS &amp; COLLATERALIZED TIME DEPOSITS (NCD &amp; TCD)</b>	5 YEARS	30%	NA	2 YEAR	20%	A1/P1/F1	<b>11.68%</b>
<b>INT'L BANK FOR RECONSTRUCTION AND DEVELOPMENT, INT'L FINANCE CORPORATION, AND INTER-AMERICAN DEVELOPMENT BANK</b>	NA	NA	NA	5 YEARS	20%	AA/Aa/AA	<b>1.29%</b>
<b>REPURCHASE AGREEMENTS (REPO)</b>	1 YEARS	NO LIMIT	NA	45 DAYS	40% max, 25% in term repo over 7 days	NA	<b>0.0%</b>
<b>REVERSE REPOS</b>	92 DAYS	20%	NA	60 DAYS	10%	NA	<b>0.00%</b>
<b>MEDIUM TERM NOTES (MTNO) CORPORATE NOTES</b>	5 YEARS	30%	A	4 YEARS	20%	A/A2/A	<b>0.36%</b>
<b>CALTRUST SHORT TERM FUND</b>	NA	NA	NA	DAILY LIQUIDITY	1.00%	NA	<b>0.59%</b>
<b>MONEY MARKET MUTUAL FUNDS (MMF)</b>	60 DAYS <sup>(1)</sup>	20%	AAA/Aaa <sup>(2)</sup>	DAILY LIQUIDITY	20%	AAA by 2 Of 3 RATINGS AGC.	<b>2.36%</b>
<b>LOCAL AGENCY INVESTMENT FUND (LAIF)</b>	NA	NA	NA	DAILY LIQUIDITY	Max \$50 million	NA	<b>0.00%</b>
<b>CASH/DEPOSIT ACCOUNT</b>	NA	NA	NA	NA	NA	NA	<b>0.00%</b>

## Agency

## AGCY BOND

Cusip	Description	Yield	Market Price	Final Maturity	Par Value	Market Value	Book Value	Net Unrealized Gain/Loss
3133EN5M8	FEDERAL FARM CREDIT BANKS FUNDING CORP	4.875	99.9838	01/10/2024	25,000,000.00	24,995,950.00	25,000,000.00	(4,050.00)
3130AUM92	FEDERAL HOME LOAN BANKS	4.847	99.9603	01/19/2024	25,000,000.00	24,990,842.23	24,990,842.23	(8,767.33)
3134GWCN6	FEDERAL HOME LOAN MORTGAGE CORP	0.420	99.6915	01/24/2024	15,000,000.00	14,953,725.00	15,000,000.00	(46,275.00)
3130AUPW8	FEDERAL HOME LOAN BANKS	4.870	99.9443	01/26/2024	25,000,000.00	24,986,075.00	24,998,013.70	(11,938.70)
3130AUPW8	FEDERAL HOME LOAN BANKS	4.850	99.9443	01/26/2024	35,000,000.00	34,980,505.00	34,997,686.64	(17,181.64)
3130AUCQ1	FEDERAL HOME LOAN BANKS	4.875	99.9440	01/30/2024	25,000,000.00	24,986,000.00	25,000,000.00	(14,000.00)
3130AUCQ1	FEDERAL HOME LOAN BANKS	4.875	99.9440	01/30/2024	25,000,000.00	24,986,000.00	25,000,000.00	(14,000.00)
3130AURR7	FEDERAL HOME LOAN BANKS	5.101	99.9300	02/02/2024	25,755,000.00	25,736,971.50	25,747,320.33	(10,348.83)
3130AUZM9	FEDERAL HOME LOAN BANKS	5.100	99.9328	02/21/2024	50,000,000.00	49,966,400.00	50,000,000.00	(33,600.00)
3135GAS45	FEDERAL NATIONAL MORTGAGE ASSOCIATION	0.350	99.2757	02/23/2024	20,000,000.00	19,855,140.00	20,000,000.00	(144,860.00)
3130AVLM2	FEDERAL HOME LOAN BANKS	5.058	99.9402	02/27/2024	50,000,000.00	49,970,100.00	50,000,000.00	(29,900.00)
3133ELN99	FEDERAL FARM CREDIT BANKS FUNDING CORP	1.542	99.4039	02/28/2024	5,000,000.00	4,970,195.00	5,000,000.00	(29,805.00)
3136G4Z97	FEDERAL NATIONAL MORTGAGE ASSOCIATION	0.375	99.2091	02/28/2024	10,000,000.00	9,920,910.00	10,000,000.00	(79,090.00)
3130ARIH09	FEDERAL HOME LOAN BANKS	2.180	99.4739	02/28/2024	7,000,000.00	6,963,173.00	6,999,343.49	(36,170.49)
3133EPC99	FEDERAL FARM CREDIT BANKS FUNDING CORP	5.116	99.9279	02/28/2024	25,000,000.00	24,981,975.00	24,999,245.21	(17,270.21)
3130AVAJ1	FEDERAL HOME LOAN BANKS	5.337	99.9458	03/06/2024	50,000,000.00	49,972,900.00	49,992,540.98	(19,640.98)
3130AWEH9	FEDERAL HOME LOAN BANKS	5.312	99.9533	03/08/2024	10,000,000.00	9,995,330.00	10,000,000.00	(4,670.00)
3133ENRR3	FEDERAL FARM CREDIT BANKS FUNDING CORP	1.764	99.2330	03/14/2024	20,000,000.00	19,846,600.00	19,994,567.44	(147,967.44)
3133EMTW2	FEDERAL FARM CREDIT BANKS FUNDING CORP	0.307	98.9189	03/18/2024	25,000,000.00	24,729,725.00	24,999,623.10	(269,898.10)
3130AKKF2	FEDERAL HOME LOAN BANKS	0.279	98.7961	03/28/2024	15,000,000.00	14,819,415.00	14,999,669.01	(180,254.01)
3130AKKF2	FEDERAL HOME LOAN BANKS	0.270	98.7961	03/28/2024	10,000,000.00	9,879,610.00	10,000,000.00	(120,390.00)
3130AKKF2	FEDERAL HOME LOAN BANKS	0.270	98.7961	03/28/2024	15,000,000.00	14,819,415.00	15,000,000.00	(180,585.00)
3136G43W1	FEDERAL NATIONAL MORTGAGE ASSOCIATION	0.320	98.7809	03/28/2024	10,000,000.00	9,878,090.00	10,000,000.00	(121,910.00)
3130AARF55	FEDERAL HOME LOAN BANKS	2.000	99.1714	03/28/2024	10,000,000.00	9,917,140.00	10,000,000.00	(82,860.00)
3130AVFY3	FEDERAL HOME LOAN BANKS	5.150	99.9035	03/28/2024	50,000,000.00	49,951,750.00	50,000,000.00	(48,235.00)
3130AVBR2	FEDERAL HOME LOAN BANKS	5.514	100.0053	04/01/2024	20,000,000.00	20,001,060.00	20,000,000.00	1,060.00
3133EMVD1	FEDERAL FARM CREDIT BANKS FUNDING CORP	0.330	98.7118	04/05/2024	10,000,000.00	9,871,180.00	10,000,000.00	(128,820.00)
3130ALTJ3	FEDERAL HOME LOAN BANKS	0.375	98.6839	04/08/2024	10,000,000.00	9,868,390.00	10,000,000.00	(131,610.00)
3130AVKY7	FEDERAL HOME LOAN BANKS	5.000	99.8753	04/10/2024	15,000,000.00	14,981,295.00	15,000,000.00	(18,705.00)
3135GAGD7	FEDERAL NATIONAL MORTGAGE ASSOCIATION	5.100	99.9096	04/11/2024	15,000,000.00	14,986,440.00	15,000,000.00	(13,560.00)
3133ENUS7	FEDERAL FARM CREDIT BANKS FUNDING CORP	2.721	99.1851	04/18/2024	10,520,000.00	10,434,272.52	10,515,751.20	(81,478.68)
3133ENUS7	FEDERAL FARM CREDIT BANKS FUNDING CORP	2.580	99.1851	04/18/2024	10,000,000.00	9,918,510.00	10,000,000.00	(81,490.00)
3135GAGQ8	FEDERAL NATIONAL MORTGAGE ASSOCIATION	5.050	99.8928	04/19/2024	15,000,000.00	14,983,920.00	15,000,000.00	(16,080.00)
3130AVPN6	FEDERAL HOME LOAN BANKS	5.120	99.9037	04/26/2024	10,000,000.00	9,990,370.00	10,000,000.00	(9,630.00)
3134GVAL0	FEDERAL HOME LOAN MORTGAGE CORP	0.500	98.4488	04/29/2024	15,000,000.00	14,767,320.00	15,000,000.00	(232,680.00)
3130AWBC3	FEDERAL HOME LOAN BANKS	5.210	99.9601	05/01/2024	50,000,000.00	49,980,580.00	50,000,000.00	(19,500.00)
3135GAP25	FEDERAL NATIONAL MORTGAGE ASSOCIATION	0.356	98.3553	05/03/2024	3,500,000.00	3,442,435.50	3,499,932.19	(57,496.69)
3130AVKR2	FEDERAL HOME LOAN BANKS	5.174	99.9134	05/03/2024	15,000,000.00	14,987,010.00	15,000,000.00	(12,990.00)
3130AVMG4	FEDERAL HOME LOAN BANKS	5.284	99.9329	05/06/2024	50,000,000.00	49,966,450.00	50,000,000.00	(33,550.00)
3130AW3N8	FEDERAL HOME LOAN BANKS	4.751	99.7969	05/08/2024	15,000,000.00	14,969,535.00	15,000,000.00	(30,465.00)
3130AVM74	FEDERAL HOME LOAN BANKS	4.383	99.6545	05/15/2024	15,000,000.00	14,948,175.00	15,000,000.00	(51,825.00)
3130AVM90	FEDERAL HOME LOAN BANKS	4.388	99.6257	05/15/2024	15,000,000.00	14,943,855.00	14,995,455.11	(51,600.11)
3130AVZU9	FEDERAL HOME LOAN BANKS	4.750	99.7876	05/15/2024	8,000,000.00	7,983,008.00	8,000,000.00	(16,992.00)
3135GA3C3	FEDERAL NATIONAL MORTGAGE ASSOCIATION	0.350	98.1797	05/17/2024	10,000,000.00	9,817,970.00	10,000,000.00	(182,030.00)
3135GA3C3	FEDERAL NATIONAL MORTGAGE ASSOCIATION	0.350	98.1797	05/17/2024	10,000,000.00	9,817,970.00	10,000,000.00	(182,030.00)
3130AVKS0	FEDERAL HOME LOAN BANKS	5.204	99.9086	05/17/2024	15,000,000.00	14,986,290.00	15,000,000.00	(13,710.00)
3130AVKU5	FEDERAL HOME LOAN BANKS	5.100	99.9035	05/17/2024	15,000,000.00	14,984,190.00	15,000,000.00	(15,810.00)
3130AVR46	FEDERAL HOME LOAN BANKS	5.304	99.9342	05/17/2024	25,000,000.00	24,983,550.00	25,000,000.00	(16,450.00)
3130AVLK6	FEDERAL HOME LOAN BANKS	5.054	99.8610	05/21/2024	50,000,000.00	49,930,500.00	50,000,000.00	(69,500.00)
3134GXC9F	FEDERAL HOME LOAN MORTGAGE CORP	0.400	98.1081	05/24/2024	10,000,000.00	9,810,810.00	10,000,000.00	(189,190.00)
3134GXC9F	FEDERAL HOME LOAN MORTGAGE CORP	0.400	98.1081	05/24/2024	10,000,000.00	9,810,810.00	10,000,000.00	(189,190.00)
3130AVU75	FEDERAL HOME LOAN BANKS	5.344	99.9704	05/24/2024	25,000,000.00	24,992,600.00	25,000,000.00	(7,400.00)
3130AW2G4	FEDERAL HOME LOAN BANKS	5.260	99.9232	05/24/2024	25,000,000.00	24,980,800.00	25,000,000.00	(19,200.00)
3134GVYX0	FEDERAL HOME LOAN MORTGAGE CORP	0.500	98.0444	06/03/2024	10,000,000.00	9,804,440.00	10,000,000.00	(195,560.00)
3130AVYY2	FEDERAL HOME LOAN BANKS	5.414	99.9572	06/07/2024	25,000,000.00	24,989,300.00	25,000,000.00	(10,700.00)
3130AX3W6	FEDERAL HOME LOAN BANKS	5.462	100.0802	06/14/2024	15,000,000.00	15,012,030.00	15,000,000.00	12,030.00
3133ENYX2	FEDERAL FARM CREDIT BANKS FUNDING CORP	3.439	99.1003	06/17/2024	10,000,000.00	9,910,030.00	9,991,657.46	(81,627.46)
3134GXVS0	FEDERAL HOME LOAN MORTGAGE CORP	2.800	98.9066	06/20/2024	6,000,000.00	5,890,060.00	6,000,000.00	(109,940.00)
3130AWDA5	FEDERAL HOME LOAN BANKS	5.450	99.9941	06/21/2024	1,666,666.67	1,666,568.34	1,666,666.67	(98.33)
3134GWR32	FEDERAL HOME LOAN MORTGAGE CORP	0.410	97.7193	06/24/2024	10,000,000.00	9,771,390.00	10,000,000.00	(228,070.00)
3130AWQY9	FEDERAL HOME LOAN BANKS	5.556	99.9881	06/27/2024	50,000,000.00	49,994,050.00	50,000,000.00	(5,950.00)
3130AKLB0	FEDERAL HOME LOAN BANKS	0.260	97.5970	06/28/2024	10,000,000.00	9,759,700.00	10,000,000.00	(240,300.00)
3130AKLB0	FEDERAL HOME LOAN BANKS	0.260	97.5970	06/28/2024	15,000,000.00	14,639,550.00	15,000,000.00	(360,450.00)
3130AQ6U2	FEDERAL HOME LOAN BANKS	1.000	97.9494	06/28/2024	25,000,000.00	24,487,350.00	25,000,000.00	(512,650.00)
3130ASD55	FEDERAL HOME LOAN BANKS	5.356	98.8155	06/28/2024	50,000,000.00	49,407,750.00	49,386,759.26	(20,990.74)
3130AWEX4	FEDERAL HOME LOAN BANKS	5.500	99.9791	06/28/2024	15,000,000.00	14,996,865.00	15,000,000.00	(3,135.00)
3130AWEX4	FEDERAL HOME LOAN BANKS	5.500	99.9791	06/28/2024	10,000,000.00	9,997,910.00	10,000,000.00	(2,090.00)
3130AVFN5	FEDERAL HOME LOAN BANKS	5.400	99.9459	06/28/2024	15,000,000.00	14,991,885.00	15,000,000.00	(8,115.00)
3134GV3A4	FEDERAL HOME LOAN MORTGAGE CORP	5.100	97.7221	07/01/2024	5,000,000.00	4,886,105.00	5,000,000.00	(113,895.00)
3133BAZ2E	FEDERAL HOME LOAN BANKS	5.464	97.3335	07/10/2024	10,000,000.00	9,733,350.00	9,726,498.61	(6,851.39)
3133BAZ2E	FEDERAL HOME LOAN BANKS	5.464	97.3335	07/10/2024	10,000,000.00	9,733,350.00	9,726,498.61	(6,851.39)
3134GV5R5	FEDERAL HOME LOAN MORTGAGE CORP	0.570	97.5640	07/15/2024	5,000,000.00	4,878,200.00	5,000,000.00	(121,800.00)
3135GAJQ5	FEDERAL NATIONAL MORTGAGE ASSOCIATION	5.521	100.0052	07/16/2024	10,000,000.00	10,000,520.00	10,000,000.00	520.00
3130AWGZ7	FEDERAL HOME LOAN BANKS	5.464	99.9761	07/19/2024	10,000,000.00	9,997,610.00	10,000,000.00	(2,390.00)
3135GAJ77	FEDERAL NATIONAL MORTGAGE ASSOCIATION	5.500	100.0058	07/24/2024	10,000,000.00	10,000,580.00	10,000,000.00	580.00
3134GYFM9	FEDERAL HOME LOAN MORTGAGE CORP	0.500	99.8079	08/01/2024	15,000,000.00	14,971,185.00	15,000,000.00	(28,815.00)
3136G4J38	FEDERAL NATIONAL MORTGAGE ASSOCIATION	0.410	97.1728	08/12/2024	15,000,000.00	14,575,920.00	15,000,000.00	(424,080.00)
3130AXCK2	FEDERAL HOME LOAN BANKS	5.507	100.1937	08/12/2024	50,000,000.00	50,096,850.00	50,000,000.00	96,850.00
3133ELI40	FEDERAL FARM CREDIT BANKS FUNDING CORP	2.882	97.1330	08/19/2024	10,000,000.00	9,713,300.00	9,853,573.18	(140,273.18)
3136G4P31	FEDERAL NATIONAL MORTGAGE ASSOCIATION	0.450	97.1208	08/19/2024	10,000,000.00	9,701,000.00	9,594,440.81	(106,559.19)
3135GA489	FEDERAL NATIONAL MORTGAGE ASSOCIATION	0.420	97.0454	08/23/2024	15,000,000.00	14,556,810.00	15,000,000.00	(443,190.00)
3130AWYM6	FEDERAL HOME LOAN BANKS	5.550	99.9899	08/28/2024	10,000,000.00	9,998,990.00	10,000,000.00	(1,010.00)
3133EL599	FEDERAL FARM CREDIT BANKS FUNDING CORP	2.905	96.9834	09/03/2024	10,000,000.00	9,698,340.00	9,843,526.94	(145,186.94)
3130AWUB4	FEDERAL HOME LOAN BANKS	5.584	100.0037	09/04/2024	10,000,000.00	10,000,370.00	10,000,000.00	370.00
3133EKAQ7	FEDERAL FARM CREDIT BANKS FUNDING CORP	1.693	98.0307	09/10/2024	2,064,000.00	2,023,355.65	2,069,355.81	(46,002.16)
3134GWN85	FEDERAL HOME LOAN MORTGAGE CORP	0.450	96.8821	09/10/2024	10,000,000.00	9,688,210.00	10,000,000.00	(311,790.00)
3134GWL79	FEDERAL HOME LOAN MORTGAGE CORP	0.400	96.8487	09/10/2024	10,000,000.00	9,684,870.00	10,000,000.00	(315,130.00)
3134GWL79	FEDERAL HOME LOAN MORTGAGE CORP	0.400	96.8487	09/10/2024	10,000,000.00	9,684,870.00	10,000,000.00	(315,130.00)
3134GWN44	FEDERAL HOME LOAN MORTGAGE CORP	0.450	96.8713	09/11/2024	10,000,000.00	9,687,130.00	10,000,000.00	(312,870.00)
3130ATYD6	FEDERAL HOME LOAN BANKS	5.479	99.8949	09/13/2024	46,405,000.00	46,356,228.35	46,214,338.47	(141,889.88)
3136G4H44	FEDERAL NATIONAL MORTGAGE ASSOCIATION	0.400	96.8426	09/16/2024	10,000,			

3133EMSC7	FEDERAL FARM CREDIT BANKS FUNDING CORP	0.512	95.1680	03/03/2025	10,000,000.00	9,516,800.00	9,996,343.95	(479,543.95)
3130AR4V0	FEDERAL HOME LOAN BANKS	2.150	96.9713	03/14/2025	5,000,000.00	4,848,565.00	5,000,000.00	(151,435.00)
3130AR4G3	FEDERAL HOME LOAN BANKS	4.264	97.2677	03/14/2025	3,500,000.00	3,404,369.50	3,419,488.77	(15,119.27)
3130ALLP7	FEDERAL HOME LOAN BANKS	0.688	95.2269	03/17/2025	15,000,000.00	14,284,035.00	14,993,165.98	(709,130.98)
3130ALN34	FEDERAL HOME LOAN BANKS	0.701	95.2269	03/17/2025	25,000,000.00	23,806,725.00	24,984,461.54	(1,177,736.54)
3134GW722	FEDERAL HOME LOAN MORTGAGE CORP	0.700	95.2253	03/24/2025	10,000,000.00	9,522,530.00	10,000,000.00	(477,470.00)
3130ALNNK6	FEDERAL HOME LOAN BANKS	0.475	94.9608	03/24/2025	15,000,000.00	14,244,120.00	15,000,000.00	(755,880.00)
3130ALKF0	FEDERAL HOME LOAN BANKS	0.625	95.1285	03/25/2025	10,000,000.00	9,512,850.00	10,000,000.00	(487,150.00)
3130ALKF0	FEDERAL HOME LOAN BANKS	0.625	95.1285	03/25/2025	10,000,000.00	9,512,850.00	10,000,000.00	(487,150.00)
3130AR7D7	FEDERAL HOME LOAN BANKS	2.050	96.8044	03/25/2025	5,000,000.00	4,840,220.00	5,000,000.00	(159,780.00)
3134GWP26	FEDERAL HOME LOAN MORTGAGE CORP	0.500	94.9542	03/28/2025	10,000,000.00	9,495,420.00	10,000,000.00	(504,580.00)
3133EMUP5	FEDERAL FARM CREDIT BANKS FUNDING CORP	0.710	95.1683	04/01/2025	10,000,000.00	9,516,830.00	10,000,000.00	(483,170.00)
3133EMUP5	FEDERAL FARM CREDIT BANKS FUNDING CORP	0.710	95.1683	04/01/2025	10,000,000.00	9,516,830.00	10,000,000.00	(483,170.00)
3130ALWL4	FEDERAL HOME LOAN BANKS	0.720	95.1236	04/08/2025	15,000,000.00	14,268,540.00	15,000,000.00	(731,460.00)
3130ALDX9	FEDERAL HOME LOAN BANKS	0.500	94.4688	05/23/2025	14,750,000.00	13,974,148.00	14,750,000.00	(815,852.00)
3134GVRV2	FEDERAL HOME LOAN MORTGAGE CORP	0.750	94.7688	05/27/2025	10,000,000.00	9,476,880.00	10,000,000.00	(523,120.00)
3134GVWM6	FEDERAL HOME LOAN MORTGAGE CORP	0.730	94.7340	05/28/2025	5,000,000.00	4,736,700.00	5,000,000.00	(263,300.00)
3134GVWM6	FEDERAL HOME LOAN MORTGAGE CORP	0.730	94.7340	05/28/2025	10,000,000.00	9,473,400.00	10,000,000.00	(526,600.00)
3134GVB31	FEDERAL HOME LOAN MORTGAGE CORP	0.760	94.7608	05/28/2025	15,000,000.00	14,214,120.00	14,997,884.51	(783,764.51)
3130ARSC6	FEDERAL HOME LOAN BANKS	2.900	97.6016	05/29/2025	10,000,000.00	9,760,160.00	10,000,000.00	(239,840.00)
3134GVE95	FEDERAL HOME LOAN MORTGAGE CORP	0.650	94.6766	06/09/2025	15,000,000.00	14,201,490.00	15,000,000.00	(798,510.00)
3133ELH80	FEDERAL FARM CREDIT BANKS FUNDING CORP	0.680	94.5462	06/10/2025	5,025,000.00	4,750,946.55	5,025,000.00	(274,053.45)
3134GWP91	FEDERAL HOME LOAN MORTGAGE CORP	0.500	94.2474	06/16/2025	5,000,000.00	4,712,370.00	5,000,000.00	(287,630.00)
3130ALH20	FEDERAL HOME LOAN BANKS	0.530	94.2721	06/18/2025	10,000,000.00	9,427,210.00	10,000,000.00	(572,790.00)
3135GAZ4	FEDERAL NATIONAL MORTGAGE ASSOCIATION	0.500	94.1786	06/24/2025	10,000,000.00	9,417,860.00	10,000,000.00	(582,140.00)
3134GXVYR9	FEDERAL HOME LOAN MORTGAGE CORP	3.560	98.2697	06/27/2025	10,000,000.00	9,826,970.00	10,000,000.00	(173,030.00)
3136G4K44	FEDERAL NATIONAL MORTGAGE ASSOCIATION	0.500	94.3409	06/30/2025	5,000,000.00	4,717,045.00	5,000,000.00	(282,955.00)
3130ALU93	FEDERAL HOME LOAN BANKS	0.750	94.4830	06/30/2025	10,000,000.00	9,448,300.00	10,000,000.00	(551,700.00)
3136G4XZ1	FEDERAL NATIONAL MORTGAGE ASSOCIATION	0.740	94.4691	06/30/2025	5,000,000.00	4,723,455.00	5,000,000.00	(276,545.00)
3136G4XR9	FEDERAL NATIONAL MORTGAGE ASSOCIATION	0.740	94.4143	07/07/2025	14,900,000.00	14,067,730.70	14,900,000.00	(832,269.30)
3136G4YU1	FEDERAL NATIONAL MORTGAGE ASSOCIATION	0.730	94.3511	07/15/2025	15,000,000.00	14,152,665.00	15,000,000.00	(847,335.00)
3136G4C27	FEDERAL NATIONAL MORTGAGE ASSOCIATION	0.700	94.2112	07/29/2025	15,000,000.00	14,131,680.00	15,000,000.00	(868,320.00)
3136G4D75	FEDERAL NATIONAL MORTGAGE ASSOCIATION	0.600	94.0613	07/29/2025	10,000,000.00	9,406,130.00	10,000,000.00	(593,870.00)
3136G4F32	FEDERAL NATIONAL MORTGAGE ASSOCIATION	0.600	94.0613	07/29/2025	10,000,000.00	9,406,130.00	10,000,000.00	(593,870.00)
3136G4B77	FEDERAL NATIONAL MORTGAGE ASSOCIATION	0.700	94.1620	08/04/2025	15,000,000.00	14,124,300.00	15,000,000.00	(875,700.00)
3136G4B77	FEDERAL NATIONAL MORTGAGE ASSOCIATION	0.700	94.1620	08/04/2025	10,000,000.00	9,416,200.00	10,000,000.00	(583,800.00)
3133EPKA2	FEDERAL FARM CREDIT BANKS FUNDING CORP	4.019	99.3278	08/18/2025	10,000,000.00	9,932,780.00	9,997,469.62	(64,689.62)
3136G4H63	FEDERAL NATIONAL MORTGAGE ASSOCIATION	0.550	93.7969	08/19/2025	15,000,000.00	14,049,895.00	15,000,000.00	(930,465.00)
3134GWLW4	FEDERAL HOME LOAN MORTGAGE CORP	0.625	93.9190	08/19/2025	10,000,000.00	9,391,900.00	10,000,000.00	(608,100.00)
3130ALFN9	FEDERAL HOME LOAN BANKS	0.550	93.7324	08/25/2025	5,000,000.00	4,686,620.00	5,000,000.00	(313,380.00)
3136G4X40	FEDERAL NATIONAL MORTGAGE ASSOCIATION	0.600	93.8025	08/26/2025	10,000,000.00	9,380,250.00	10,000,000.00	(619,750.00)
3136G4ZF9	FEDERAL NATIONAL MORTGAGE ASSOCIATION	0.625	93.8336	08/27/2025	5,000,000.00	4,691,680.00	5,000,000.00	(308,320.00)
3136G4Q97	FEDERAL NATIONAL MORTGAGE ASSOCIATION	0.650	93.8729	08/27/2025	8,650,000.00	8,120,005.85	8,650,000.00	(529,994.15)
3134GXS47	FEDERAL HOME LOAN MORTGAGE CORP	5.339	98.8081	08/28/2025	25,489,000.00	25,185,196.61	25,036,859.08	(148,337.53)
3134GWL38	FEDERAL HOME LOAN MORTGAGE CORP	0.540	93.5414	09/15/2025	10,000,000.00	9,354,140.00	10,000,000.00	(645,860.00)
3134GWL38	FEDERAL HOME LOAN MORTGAGE CORP	0.540	93.5414	09/15/2025	15,000,000.00	14,031,210.00	15,000,000.00	(968,790.00)
3137EAEX3	FEDERAL HOME LOAN MORTGAGE CORP	0.497	93.4148	09/23/2025	10,000,000.00	9,341,480.00	9,979,176.95	(637,696.95)
3134GWTG1	FEDERAL HOME LOAN MORTGAGE CORP	0.600	93.5010	09/30/2025	5,000,000.00	4,675,050.00	5,000,000.00	(324,950.00)
3135G06A6	FEDERAL NATIONAL MORTGAGE ASSOCIATION	0.580	93.2736	10/20/2025	10,000,000.00	9,327,360.00	10,000,000.00	(672,640.00)
3135G06A6	FEDERAL NATIONAL MORTGAGE ASSOCIATION	0.587	93.2736	10/20/2025	10,000,000.00	9,327,360.00	9,998,726.81	(671,366.81)
3134GZWV1	FEDERAL HOME LOAN MORTGAGE CORP	1.238	93.3771	10/22/2025	15,000,000.00	14,006,565.00	14,844,765.90	(838,200.90)
3136G4SC3	FEDERAL NATIONAL MORTGAGE ASSOCIATION	0.540	93.1480	10/27/2025	10,000,000.00	9,314,800.00	10,000,000.00	(685,200.00)
3134GW3X2	FEDERAL HOME LOAN MORTGAGE CORP	0.625	93.2943	10/27/2025	10,000,000.00	9,329,430.00	10,000,000.00	(670,570.00)
3134GW3Z7	FEDERAL HOME LOAN MORTGAGE CORP	0.600	93.2268	10/28/2025	10,000,000.00	9,322,680.00	10,000,000.00	(677,320.00)
3134GW3Y0	FEDERAL HOME LOAN MORTGAGE CORP	0.550	93.1406	10/28/2025	10,000,000.00	9,314,060.00	10,000,000.00	(685,940.00)
3136G4687	FEDERAL NATIONAL MORTGAGE ASSOCIATION	0.560	93.1578	10/28/2025	5,000,000.00	4,657,890.00	5,000,000.00	(342,110.00)
3135G06C2	FEDERAL NATIONAL MORTGAGE ASSOCIATION	0.600	93.2188	10/29/2025	10,000,000.00	9,321,880.00	10,000,000.00	(678,120.00)
3135G06C2	FEDERAL NATIONAL MORTGAGE ASSOCIATION	0.604	93.2188	10/29/2025	10,000,000.00	9,321,880.00	9,999,268.98	(677,388.98)
3136G4N88	FEDERAL NATIONAL MORTGAGE ASSOCIATION	0.600	93.2188	10/29/2025	5,000,000.00	4,660,940.00	5,000,000.00	(339,060.00)
3135GA2N0	FEDERAL NATIONAL MORTGAGE ASSOCIATION	0.580	93.0816	11/08/2025	10,000,000.00	9,308,160.00	10,000,000.00	(691,840.00)
3135G06G3	FEDERAL NATIONAL MORTGAGE ASSOCIATION	0.573	93.2365	11/07/2025	14,000,000.00	13,053,110.00	13,981,382.51	(928,272.51)
3134GXBMS	FEDERAL HOME LOAN MORTGAGE CORP	0.600	93.1210	11/12/2025	5,000,000.00	4,656,050.00	5,000,000.00	(343,950.00)
3134GXBMS	FEDERAL HOME LOAN MORTGAGE CORP	0.600	93.1210	11/12/2025	5,000,000.00	4,656,050.00	5,000,000.00	(343,950.00)
3133EPC37	FEDERAL FARM CREDIT BANKS FUNDING CORP	4.764	100.8362	11/13/2025	8,000,000.00	8,066,896.00	8,015,426.78	51,469.22
3133EPC37	FEDERAL FARM CREDIT BANKS FUNDING CORP	4.764	100.8362	11/13/2025	16,710,000.00	16,849,729.02	16,742,126.79	107,602.23
3135GA2Z3	FEDERAL NATIONAL MORTGAGE ASSOCIATION	0.560	93.0099	11/17/2025	10,000,000.00	9,300,990.00	10,000,000.00	(699,010.00)
3135GA2Z3	FEDERAL NATIONAL MORTGAGE ASSOCIATION	0.560	93.0099	11/17/2025	5,000,000.00	4,650,495.00	5,000,000.00	(349,505.00)
3135GA2Z3	FEDERAL NATIONAL MORTGAGE ASSOCIATION	0.560	93.0099	11/17/2025	5,000,000.00	4,650,495.00	5,000,000.00	(349,505.00)
3130AVZf2	FEDERAL HOME LOAN BANKS	5.450	99.7594	11/17/2025	25,000,000.00	24,939,850.00	25,000,000.00	(60,150.00)
3135GA4P3	FEDERAL NATIONAL MORTGAGE ASSOCIATION	0.650	93.1615	11/18/2025	20,000,000.00	18,632,300.00	20,000,000.00	(1,367,700.00)
3135GA3Z2	FEDERAL NATIONAL MORTGAGE ASSOCIATION	0.540	93.0165	11/24/2025	15,000,000.00	13,952,475.00	15,000,000.00	(1,047,525.00)
3133EMLR1	FEDERAL FARM CREDIT BANKS FUNDING CORP	0.506	92.6593	12/23/2025	12,430,000.00	11,517,550.99	12,428,522.70	(910,971.71)
3134GXHL1	FEDERAL HOME LOAN MORTGAGE CORP	0.700	92.9792	12/30/2025	10,000,000.00	9,297,920.00	10,000,000.00	(702,080.00)
3130AL2G8	FEDERAL HOME LOAN BANKS	0.615	92.2554	02/18/2026	5,000,000.00	4,612,770.00	4,998,399.25	(385,629.25)
3130ALBX1	FEDERAL HOME LOAN BANKS	0.580	92.1765	02/23/2026	10,000,000.00	9,217,650.00	10,000,000.00	(782,350.00)
3130ALCV4	FEDERAL HOME LOAN BANKS	2.112	92.5112	02/24/2026	25,000,000.00	23,127,800.00	24,302,538.90	(1,174,738.90)
3130AL6K5	FEDERAL HOME LOAN BANKS	0.580	92.1609	02/25/2026	6,000,000.00	5,529,654.00	6,000,000.00	(470,346.00)
3130ALEM2	FEDERAL HOME LOAN BANKS	0.790	92.5847	02/25/2026	10,000,000.00	9,258,470.00	10,000,000.00	(741,530.00)
3130ALEM2	FEDERAL HOME LOAN BANKS	0.790	92.5847	02/25/2026	15,000,000.00	13,887,705.00	15,000,000.00	(1,112,295.00)
3130ALGR9	FEDERAL HOME LOAN BANKS	0.850	92.6988	02/26/2026	10,000,000.00	9,269,880.00	10,000,000.00	(730,120.00)
3130ALEY6	FEDERAL HOME LOAN BANKS	3.157	92.5586	03/04/2026	16,160,000.00	14,957,469.76	15,383,361.40	(425,891.64)
3130ALHH8	FEDERAL HOME LOAN BANKS	0.640	92.8782	03/05/2026	10,000,000.00	9,252,211.00	9,302,991.77	(50,780.77)
3130ALEH3	FEDERAL HOME LOAN BANKS	0.700	92.2846	03/16/2026	25,000,000.00	23,071,150.00	25,000,000.00	(1,928,850.00)
3130ALH56	FEDERAL HOME LOAN BANKS	0.750	92.3736	03/18/2026	10,000,000.00	9,237,360.00	10,000,000.00	(762,640.00)
3130ALH56	FEDERAL HOME LOAN BANKS	0.750	92.3736	03/18/2026	10,000,000.00	9,237,360.00	10,000,000.00	(762,640.00)
3130ALHG2	FEDERAL HOME LOAN BANKS	0.750	92.3736	03/18/2026	10,000,000.00	9,237,360.00	10,000,000.00	(762,640.00)
3130ALFW9	FEDERAL HOME LOAN BANKS	0.790	92.4567	03/18/2026	15,000,000.00	13,868,505.00	15,000,000.00	(1,131,495.00)
3130ALGJ7	FEDERAL HOME LOAN BANKS	1.000	92.8588	03/23/2026	9,750,000.00	9,053,733.00	9,750,000.00	(696,267.00)
3130ALGJ7	FEDERAL HOME LOAN BANKS	1.000	92.8588	03/23/2026	9,750,000.00	9,053,733.00	9,750,000.00	(696,267.00)
3130ALGJ7	FEDERAL HOME LOAN BANKS	1.000	92.8588	03/23/2026	19,500,000.00	18,107,466.00	19,500,000.00	(1,392,534.00)
31								

3130ANFD7	FEDERAL HOME LOAN BANKS	1.000	91.9390	08/05/2026	10,000,000.00	9,193,900.00	10,000,000.00	(806,100.00)
3133EPSW6	FEDERAL FARM CREDIT BANKS FUNDING CORP	4.583	100.8792	08/14/2026	15,000,000.00	15,131,880.00	14,969,906.93	161,973.07
3130ANE48	FEDERAL HOME LOAN BANKS	1.000	91.8596	08/17/2026	10,000,000.00	9,185,960.00	10,000,000.00	(814,040.00)
3130ANMH0	FEDERAL HOME LOAN BANKS	1.100	92.0843	08/20/2026	10,000,000.00	9,208,430.00	10,000,000.00	(791,570.00)
3130ANMH0	FEDERAL HOME LOAN BANKS	1.668	92.0843	08/20/2026	10,000,000.00	9,208,430.00	9,856,403.90	(647,973.90)
3130ANMH0	FEDERAL HOME LOAN BANKS	3.132	92.0843	08/20/2026	15,000,000.00	13,812,645.00	14,251,126.02	(438,481.02)
3133ENH45	FEDERAL FARM CREDIT BANKS FUNDING CORP	3.137	97.5025	08/24/2026	5,000,000.00	4,875,125.00	4,998,545.05	(123,420.05)
3133ENH45	FEDERAL FARM CREDIT BANKS FUNDING CORP	3.294	97.5025	08/24/2026	5,000,000.00	4,875,125.00	4,979,210.14	(104,085.14)
3130ANPF1	FEDERAL HOME LOAN BANKS	1.000	91.7844	08/25/2026	10,000,000.00	9,178,440.00	10,000,000.00	(821,560.00)
3130ANSC5	FEDERAL HOME LOAN BANKS	1.000	91.7776	08/26/2026	15,000,000.00	13,766,640.00	15,000,000.00	(1,233,360.00)
3130ANT59	FEDERAL HOME LOAN BANKS	1.000	91.7779	08/26/2026	15,000,000.00	13,766,685.00	15,000,000.00	(1,233,315.00)
3130ATFH5	FEDERAL HOME LOAN BANKS	3.941	99.0611	09/11/2026	5,000,000.00	4,953,055.00	4,976,425.91	(23,370.91)
3130ATHV2	FEDERAL HOME LOAN BANKS	4.312	100.3221	09/11/2026	1,000,000.00	1,003,221.00	998,487.20	4,733.80
3133EPWS0	FEDERAL FARM CREDIT BANKS FUNDING CORP	5.200	100.8578	09/25/2026	25,000,000.00	25,214,450.00	25,000,000.00	214,450.00
3130AP5M3	FEDERAL HOME LOAN BANKS	1.040	91.6603	09/28/2026	15,000,000.00	13,749,045.00	15,000,000.00	(1,250,955.00)
3130APAD7	FEDERAL HOME LOAN BANKS	1.035	91.6856	09/28/2026	15,000,000.00	13,752,840.00	15,000,000.00	(1,247,160.00)
3130AANY4	FEDERAL HOME LOAN BANKS	1.000	91.5459	09/30/2026	10,000,000.00	9,154,590.00	10,000,000.00	(845,410.00)
3133ENT67	FEDERAL FARM CREDIT BANKS FUNDING CORP	4.318	99.9971	10/19/2026	5,000,000.00	4,999,855.00	4,991,325.94	8,529.06
3133ENT67	FEDERAL FARM CREDIT BANKS FUNDING CORP	4.318	99.9971	10/19/2026	5,000,000.00	4,999,855.00	4,991,325.94	8,529.06
3133ENBK5	FEDERAL FARM CREDIT BANKS FUNDING CORP	1.249	91.7755	10/20/2026	10,000,000.00	9,177,550.00	9,970,327.35	(792,777.35)
3133ENBK5	FEDERAL FARM CREDIT BANKS FUNDING CORP	1.340	91.7755	10/20/2026	10,000,000.00	9,177,550.00	9,945,918.20	(768,368.20)
3133EN7A2	FEDERAL FARM CREDIT BANKS FUNDING CORP	3.827	98.4671	10/26/2026	4,300,000.00	4,234,085.30	4,277,537.13	(43,451.83)
3134GW4C7	FEDERAL HOME LOAN MORTGAGE CORP	3.046	90.8473	10/27/2026	20,000,000.00	18,169,460.00	18,824,647.20	(655,187.20)
3134GW4C7	FEDERAL HOME LOAN MORTGAGE CORP	3.092	90.8473	10/27/2026	20,000,000.00	18,169,460.00	18,796,687.82	(627,222.82)
3134GW4C7	FEDERAL HOME LOAN MORTGAGE CORP	3.488	90.8473	10/27/2026	5,000,000.00	4,542,365.00	4,650,117.86	(107,752.86)
3134GW6C5	FEDERAL HOME LOAN MORTGAGE CORP	3.122	90.8404	10/28/2026	15,000,000.00	13,626,060.00	14,089,061.00	(463,001.00)
3130ARUF6	FEDERAL HOME LOAN BANKS	3.125	97.3761	10/29/2026	10,000,000.00	9,737,610.00	10,000,000.00	(262,390.00)
3133ENEM8	FEDERAL FARM CREDIT BANKS FUNDING CORP	1.430	92.3210	11/23/2026	10,000,000.00	9,232,100.00	9,728,302.77	(720,602.77)
3130APWV1	FEDERAL HOME LOAN BANKS	1.503	92.5014	11/24/2026	20,000,000.00	18,500,280.00	19,998,255.09	(1,497,975.09)
3130ATVE4	FEDERAL HOME LOAN BANKS	3.986	101.0947	12/11/2026	5,000,000.00	5,054,735.00	5,068,988.22	(14,253.22)
3133EN4G2	FEDERAL FARM CREDIT BANKS FUNDING CORP	3.923	99.5567	12/15/2026	25,000,000.00	24,889,175.00	25,011,262.66	(122,087.66)
3130AQF65	FEDERAL HOME LOAN BANKS	1.306	92.1066	12/21/2026	10,000,000.00	9,210,660.00	9,983,942.00	(773,282.00)
3130AAQY9	FEDERAL HOME LOAN BANKS	1.500	92.3058	12/30/2026	25,000,000.00	23,076,450.00	25,000,000.00	(1,923,550.00)
3133ENKG4	FEDERAL FARM CREDIT BANKS FUNDING CORP	1.908	92.1150	01/11/2027	10,000,000.00	9,211,500.00	9,873,898.78	(662,398.78)
3133ENLZ1	FEDERAL FARM CREDIT BANKS FUNDING CORP	1.860	92.8468	01/26/2027	10,000,000.00	9,284,680.00	9,976,624.25	(691,944.25)
3130AQHS5	FEDERAL HOME LOAN BANKS	1.984	92.6274	01/28/2027	10,000,000.00	9,262,740.00	9,917,125.21	(654,385.21)
3130AQHS5	FEDERAL HOME LOAN BANKS	2.086	92.6274	01/28/2027	20,000,000.00	18,525,480.00	19,775,275.15	(1,249,795.15)
3130AQKM4	FEDERAL HOME LOAN BANKS	1.750	92.7622	01/28/2027	11,250,000.00	10,435,747.50	11,250,000.00	(814,252.50)
3130AKYH3	FEDERAL HOME LOAN BANKS	1.430	90.0770	02/10/2027	10,000,000.00	9,007,700.00	9,728,302.77	(720,602.77)
3130AL2X1	FEDERAL HOME LOAN BANKS	3.001	90.0853	02/17/2027	10,000,000.00	9,008,530.00	9,377,655.98	(369,125.98)
3134GYGZ9	FEDERAL HOME LOAN MORTGAGE CORP	4.750	99.8939	02/23/2027	10,000,000.00	9,989,390.00	10,000,000.00	(10,610.00)
3130ALED2	FEDERAL HOME LOAN BANKS	2.050	90.5284	02/24/2027	15,000,000.00	13,579,260.00	14,540,190.40	(960,930.40)
3130ALED2	FEDERAL HOME LOAN BANKS	3.001	90.5284	02/24/2027	20,000,000.00	18,105,680.00	18,843,806.10	(738,126.10)
3130AQRQ8	FEDERAL HOME LOAN BANKS	2.000	93.3245	02/25/2027	10,000,000.00	9,332,450.00	10,000,000.00	(667,550.00)
3130AQRH8	FEDERAL HOME LOAN BANKS	2.000	93.3245	02/25/2027	5,000,000.00	4,666,225.00	5,000,000.00	(333,775.00)
3130AQRH8	FEDERAL HOME LOAN BANKS	2.000	93.3245	02/25/2027	5,000,000.00	4,666,225.00	5,000,000.00	(333,775.00)
3130AR6U0	FEDERAL HOME LOAN BANKS	2.500	94.5482	03/22/2027	5,000,000.00	4,727,410.00	5,000,000.00	(272,590.00)
3130ARIH2	FEDERAL HOME LOAN BANKS	3.000	95.7030	03/25/2027	10,000,000.00	9,570,300.00	10,000,000.00	(429,700.00)
3130ARIH2	FEDERAL HOME LOAN BANKS	3.000	95.7030	03/25/2027	10,000,000.00	9,570,300.00	10,000,000.00	(429,700.00)
3130ARIH2	FEDERAL HOME LOAN BANKS	3.000	95.7030	03/25/2027	10,000,000.00	9,570,300.00	10,000,000.00	(429,700.00)
3133ENV99	FEDERAL FARM CREDIT BANKS FUNDING CORP	2.913	96.3229	04/26/2027	10,000,000.00	9,632,290.00	9,988,327.71	(356,037.71)
3133ENV77	FEDERAL FARM CREDIT BANKS FUNDING CORP	3.606	98.6271	04/26/2027	8,000,000.00	7,890,168.00	8,004,872.11	(114,704.11)
3133ENV77	FEDERAL FARM CREDIT BANKS FUNDING CORP	3.623	98.6271	04/26/2027	2,000,000.00	1,972,542.00	2,000,213.94	(27,671.94)
3133ENV77	FEDERAL FARM CREDIT BANKS FUNDING CORP	3.744	98.6271	04/26/2027	4,820,000.00	4,753,826.22	4,802,726.03	(48,899.81)
3130ARPV7	FEDERAL HOME LOAN BANKS	3.500	96.7577	04/28/2027	10,000,000.00	9,675,770.00	10,000,000.00	(324,230.00)
3130ARSF9	FEDERAL HOME LOAN BANKS	3.000	96.7645	04/29/2027	10,000,000.00	9,676,450.00	10,000,000.00	(323,550.00)
3130AS3F4	FEDERAL HOME LOAN BANKS	3.770	97.2705	05/26/2027	10,000,000.00	9,727,050.00	10,000,000.00	(272,950.00)
3134GYRS3	FEDERAL HOME LOAN MORTGAGE CORP	5.025	99.1412	05/26/2027	15,000,000.00	14,871,180.00	15,000,000.00	(128,820.00)
3130ASGU7	FEDERAL HOME LOAN BANKS	3.095	98.3098	06/11/2027	10,000,000.00	9,380,980.00	10,292,382.54	(297,382.54)
3130AWBZ2	FEDERAL HOME LOAN BANKS	4.000	100.2993	06/11/2027	8,260,000.00	8,284,722.18	8,292,397.79	(7,675.61)
3130AWBZ2	FEDERAL HOME LOAN BANKS	4.000	100.2993	06/11/2027	10,000,000.00	10,012,900.00	10,000,000.00	12,900.00
3133EPMV4	FEDERAL FARM CREDIT BANKS FUNDING CORP	4.133	100.3006	06/15/2027	7,225,000.00	7,246,718.35	7,223,122.98	23,595.37
3133EPMV4	FEDERAL FARM CREDIT BANKS FUNDING CORP	4.133	100.3006	06/15/2027	15,000,000.00	15,045,090.00	14,996,116.02	48,973.98
3130ASDV8	FEDERAL HOME LOAN BANKS	3.300	97.2076	06/28/2027	10,000,000.00	9,720,760.00	10,000,000.00	(279,240.00)
3130ASH44	FEDERAL HOME LOAN BANKS	4.700	98.5758	06/30/2027	15,000,000.00	14,786,370.00	15,000,000.00	(213,630.00)
3134GXZW7	FEDERAL HOME LOAN MORTGAGE CORP	4.250	97.9113	06/30/2027	10,000,000.00	9,791,130.00	10,000,000.00	(208,870.00)
3130AUA9P	FEDERAL HOME LOAN BANKS	4.450	98.5652	06/30/2027	25,000,000.00	24,641,300.00	25,000,000.00	(358,700.00)
3133ENB33	FEDERAL FARM CREDIT BANKS FUNDING CORP	3.075	96.8206	07/19/2027	10,000,000.00	9,682,060.00	9,991,844.20	(309,784.20)
3134GYDU3	FEDERAL HOME LOAN MORTGAGE CORP	4.720	98.7475	07/30/2027	25,000,000.00	24,686,875.00	25,000,000.00	(313,125.00)
3130ATHW0	FEDERAL HOME LOAN BANKS	4.239	100.4530	09/10/2027	2,000,000.00	2,009,060.00	1,992,465.03	16,594.97
3130ATHW0	FEDERAL HOME LOAN BANKS	4.241	100.4530	09/10/2027	3,000,000.00	3,013,590.00	2,988,571.30	25,018.70
3133ENL99	FEDERAL FARM CREDIT BANKS FUNDING CORP	3.467	97.8973	09/15/2027	10,000,000.00	9,789,730.00	9,968,952.61	(179,222.61)
3133ENL99	FEDERAL FARM CREDIT BANKS FUNDING CORP	3.830	97.8973	09/15/2027	10,000,000.00	9,789,730.00	9,947,917.00	(158,241.00)
3130ATET0	FEDERAL HOME LOAN BANKS	3.702	98.9970	09/27/2027	20,000,000.00	19,799,400.00	19,998,504.93	(199,104.93)
3133EPXB6	FEDERAL FARM CREDIT BANKS FUNDING CORP	4.754	102.1786	09/28/2027	10,000,000.00	10,217,860.00	9,956,617.11	261,242.89
3133EPXB6	FEDERAL FARM CREDIT BANKS FUNDING CORP	4.730	102.1786	09/28/2027	20,000,000.00	20,435,720.00	19,929,502.81	506,217.19
3133EPXB6	FEDERAL FARM CREDIT BANKS FUNDING CORP	4.733	102.1786	09/28/2027	20,000,000.00	20,435,720.00	19,926,884.87	508,835.13
3130ATBV8	FEDERAL HOME LOAN BANKS	4.150	100.5448	09/29/2027	5,000,000.00	5,027,240.00	5,000,000.00	27,240.00
3130ATBV8	FEDERAL HOME LOAN BANKS	4.150	100.5448	09/29/2027	5,000,000.00	5,027,240.00	5,000,000.00	27,240.00
3130ATBV8	FEDERAL HOME LOAN BANKS	4.150	100.5448	09/29/2027	7,225,000.00	7,264,361.80	7,225,000.00	39,361.80
3133ENQ29	FEDERAL FARM CREDIT BANKS FUNDING CORP	4.122	100.0284	09/29/2027	15,000,000.00	15,004,260.00	14,938,855.57	65,404.43
3130AXEN4	FEDERAL HOME LOAN BANKS	4.779	102.7826	09/29/2027	15,000,000.00	15,417,390.00	15,016,526.18	406,863.82
3130ATEA0	FEDERAL HOME LOAN BANKS	5.125	99.0738	09/30/2027	13,000,000.00	12,879,594.00	13,000,000.00	(120,406.00)
3130ATEF0	FEDERAL HOME LOAN BANKS	4.800	97.6616	09/30/2027	15,000,000.00	14,649,240.00	15,000,000.00	(350,760.00)
3133EPXD2	FEDERAL FARM CREDIT BANKS FUNDING CORP	5.250	100.2183	10/04/2027	10,000,000.00	10,021,830.00	9,971,827.52	50,002.48
3133EPH81	FEDERAL FARM CREDIT BANKS FUNDING CORP	4.500	101.7640	10/04/2027	25,000,000.00	25,441,000.00	25,001,470.00	439,530.00
3133EPMY1	FEDERAL FARM CREDIT BANKS FUNDING CORP	4.804	102.6365	10/13/2027	10,000,000.00	10,263,650.00	9,981,756.81	281,893.19
3133ENS50	FEDERAL FARM CREDIT BANKS FUNDING CORP	4.231	100.4643	10/14/2027	23,775,000.00	23,885,387.33	23,690,014.33	195,373.00
31422XM90	FEDERAL AGRICULTURAL MORTGAGE CORP	4.320	100.9723	10/21/2027	5,000,000.00	5,048,615.00	5,000,000.00	48,615.00
31422XM90	FEDERAL AGRICULTURAL MORTGAGE CORP	4.320	100.9723	10/21/2027	5,000,000.00	5,048,615.00	5,000,000.00	48,615.00
31422XM90	FEDERAL AGRICULTURAL MORTGAGE CORP	4.320	100.9723					

3134GYTV4	FEDERAL HOME LOAN MORTGAGE CORP	5.410	99.7256	06/07/2028	25,000,000.00	24,931,400.00	25,000,000.00	(68,600.00)
3134GYTV4	FEDERAL HOME LOAN MORTGAGE CORP	5.410	99.7256	06/07/2028	10,000,000.00	9,972,560.00	10,000,000.00	(27,440.00)
3130AVVX7	FEDERAL HOME LOAN BANKS	3.892	99.2712	06/09/2028	10,000,000.00	9,927,120.00	9,942,683.85	(15,563.85)
3130AWC24	FEDERAL HOME LOAN BANKS	3.987	100.2798	06/09/2028	10,000,000.00	10,027,980.00	10,004,873.71	23,106.29
3133EPH4	FEDERAL FARM CREDIT BANKS FUNDING CORP	4.171	99.7750	06/21/2028	15,000,000.00	14,966,250.00	14,822,246.29	144,003.71
3134GYUC4	FEDERAL HOME LOAN MORTGAGE CORP	5.200	99.9496	06/28/2028	10,000,000.00	9,994,960.00	10,000,000.00	(5,040.00)
3130AWG79	FEDERAL HOME LOAN BANKS	6.000	100.0475	06/28/2028	7,220,000.00	7,223,429.50	7,220,000.00	3,429.50
3134GYVC3	FEDERAL HOME LOAN MORTGAGE CORP	6.000	100.0475	06/28/2028	25,000,000.00	25,011,875.00	25,000,000.00	11,875.00
3134GYXF4	FEDERAL HOME LOAN MORTGAGE CORP	6.000	100.0366	07/27/2028	10,000,000.00	10,003,660.00	10,000,000.00	3,660.00
3133EPJ6	FEDERAL FARM CREDIT BANKS FUNDING CORP	4.357	98.2022	08/09/2028	10,000,000.00	9,820,220.00	9,648,777.78	171,442.22
3133EPTA3	FEDERAL FARM CREDIT BANKS FUNDING CORP	5.300	100.0867	08/14/2028	25,000,000.00	25,021,675.00	24,807,866.83	213,808.18
3130AWTK6	FEDERAL HOME LOAN BANKS	5.732	100.0419	08/22/2028	15,000,000.00	15,006,285.00	14,993,041.87	13,243.13
3133EPUN3	FEDERAL FARM CREDIT BANKS FUNDING CORP	4.529	102.3984	08/28/2028	10,000,000.00	10,239,840.00	9,982,031.03	257,808.97
3133EPUN3	FEDERAL FARM CREDIT BANKS FUNDING CORP	4.529	102.3984	08/28/2028	10,000,000.00	10,239,840.00	9,982,031.03	257,808.97
3133EPUN3	FEDERAL FARM CREDIT BANKS FUNDING CORP	4.496	102.3984	08/28/2028	25,000,000.00	25,599,600.00	24,988,827.59	610,772.41
3130AWTR1	FEDERAL HOME LOAN BANKS	4.346	101.8783	09/08/2028	5,000,000.00	5,095,915.52	5,005,716.04	88,198.96
3133EPWK7	FEDERAL FARM CREDIT BANKS FUNDING CORP	4.525	102.4724	09/22/2028	10,000,000.00	10,247,240.00	9,989,608.10	257,631.90
3133EPWK7	FEDERAL FARM CREDIT BANKS FUNDING CORP	4.684	102.4724	09/22/2028	10,000,000.00	10,247,240.00	9,923,036.13	324,203.87
3133EPWK7	FEDERAL FARM CREDIT BANKS FUNDING CORP	4.762	102.4724	09/22/2028	10,000,000.00	10,247,240.00	9,890,753.45	356,486.55
3133EPWM3	FEDERAL FARM CREDIT BANKS FUNDING CORP	5.040	101.4273	09/22/2028	25,000,000.00	25,356,825.00	25,000,000.00	356,825.00
3133EPXE0	FEDERAL FARM CREDIT BANKS FUNDING CORP	5.480	101.1127	10/02/2028	10,000,000.00	10,111,270.00	10,000,000.00	111,270.00
3133EPXE0	FEDERAL FARM CREDIT BANKS FUNDING CORP	5.539	101.1127	10/02/2028	25,000,000.00	25,278,175.00	24,939,392.11	338,782.89
3134H1FB4	FEDERAL HOME LOAN MORTGAGE CORP	5.875	100.0961	10/03/2028	15,000,000.00	15,014,415.00	15,000,000.00	14,415.00
3134H1FG3	FEDERAL HOME LOAN MORTGAGE CORP	5.750	100.5246	10/11/2028	10,500,000.00	10,555,083.00	10,500,000.00	55,083.00
3134H1GP2	FEDERAL HOME LOAN MORTGAGE CORP	6.000	100.2427	10/17/2028	25,000,000.00	25,060,675.00	25,000,000.00	60,675.00
3133EPYT6	FEDERAL FARM CREDIT BANKS FUNDING CORP	5.520	101.2735	10/20/2028	25,000,000.00	25,318,375.00	25,000,000.00	318,375.00
3130AXL48	FEDERAL HOME LOAN BANKS	5.300	102.3684	10/20/2028	40,000,000.00	40,947,360.00	40,000,000.00	947,360.00
3134H1GG2	FEDERAL HOME LOAN MORTGAGE CORP	6.250	100.4869	10/26/2028	10,000,000.00	10,805,590.00	9,800,590.00	5,590.00
3134H1GG2	FEDERAL HOME LOAN MORTGAGE CORP	6.250	100.0559	10/26/2028	15,000,000.00	15,008,385.00	15,000,000.00	8,385.00
3130AXQC5	FEDERAL HOME LOAN BANKS	5.210	102.1519	11/03/2028	25,000,000.00	25,537,975.00	25,000,000.00	537,975.00
3134H1KZ5	FEDERAL HOME LOAN MORTGAGE CORP	5.500	100.1034	11/27/2028	10,000,000.00	10,010,340.00	10,000,000.00	10,340.00
3134H1KZ5	FEDERAL HOME LOAN MORTGAGE CORP	5.500	100.1034	11/27/2028	10,000,000.00	10,010,340.00	10,000,000.00	10,340.00
3130AXXU7	FEDERAL HOME LOAN BANKS	5.650	99.8666	12/06/2028	10,000,000.00	9,986,660.00	10,000,000.00	(13,340.00)

---	---	3.357	97.7242	01/18/2026	5,675,778,916.67	5,545,946,907.21	5,662,585,024.48	(116,638,117.27)
-----	-----	-------	---------	------------	------------------	------------------	------------------	------------------

Agency  
AGCY DISC

Cusip	Description	Yield	Market Price	Final Maturity	Par Value	Market Value	Book Value	Net Unrealized Gain/Loss
313384RQ4	FEDERAL HOME LOAN BANKS	5.184	99.8820	01/10/2024	25,000,000.00	24,970,500.00	24,968,718.75	1,781.25
313384RQ4	FEDERAL HOME LOAN BANKS	4.938	99.8820	01/10/2024	50,000,000.00	49,941,000.00	49,940,000.00	1,000.00
313384RS0	FEDERAL HOME LOAN BANKS	5.024	99.8528	01/12/2024	15,000,000.00	14,977,920.00	14,977,770.83	149.17
313384RS0	FEDERAL HOME LOAN BANKS	5.024	99.8528	01/12/2024	10,000,000.00	9,985,280.00	9,985,180.56	99.44
313384RS0	FEDERAL HOME LOAN BANKS	5.024	99.8528	01/12/2024	10,000,000.00	9,985,280.00	9,985,180.56	99.44
313384RS0	FEDERAL HOME LOAN BANKS	5.024	99.8528	01/12/2024	10,000,000.00	9,985,280.00	9,985,180.56	99.44
313384SL4	FEDERAL HOME LOAN BANKS	5.103	99.5895	01/30/2024	50,000,000.00	49,794,750.00	49,801,833.33	(7,083.33)
313384SM2	FEDERAL HOME LOAN BANKS	5.406	99.5748	01/31/2024	20,000,000.00	19,914,960.00	19,912,166.67	2,793.33
313384SN0	FEDERAL HOME LOAN BANKS	5.389	99.5602	02/01/2024	6,025,000.00	5,998,502.05	5,997,813.86	688.19
313384ST7	FEDERAL HOME LOAN BANKS	5.359	99.4869	02/06/2024	9,851,000.00	9,805,590.00	9,805,590.00	778.23
313384ST7	FEDERAL HOME LOAN BANKS	5.367	99.4869	02/06/2024	15,000,000.00	14,923,035.00	14,921,700.00	1,335.00
313312SW1	FEDERAL FARM CREDIT BANKS FUNDING CORP	4.800	99.4429	02/09/2024	10,000,000.00	9,944,290.00	9,949,625.00	(5,335.00)
313384TB5	FEDERAL HOME LOAN BANKS	5.476	99.3708	02/14/2024	15,000,000.00	14,905,620.00	14,901,825.00	3,795.00
313396TB9	FEDERAL HOME LOAN MORTGAGE CORP	4.981	99.3708	02/14/2024	10,000,000.00	9,937,080.00	9,941,333.33	(4,253.33)
313396TC7	FEDERAL HOME LOAN MORTGAGE CORP	4.982	99.3562	02/15/2024	10,000,000.00	9,935,620.00	9,940,000.00	(4,380.00)
313384TJ8	FEDERAL HOME LOAN BANKS	5.352	99.2684	02/21/2024	50,000,000.00	49,634,200.00	49,627,416.67	6,783.33
313384TP4	FEDERAL HOME LOAN BANKS	5.359	99.1952	02/26/2024	10,000,000.00	9,919,520.00	9,919,033.33	486.67
313384TS8	FEDERAL HOME LOAN BANKS	5.360	99.1513	02/29/2024	15,000,000.00	14,872,695.00	14,872,043.75	651.25
313384WG0	FEDERAL HOME LOAN BANKS	5.477	98.2510	05/01/2024	10,000,000.00	9,825,100.00	9,821,020.83	4,079.17
313384WG0	FEDERAL HOME LOAN BANKS	5.477	98.2510	05/01/2024	15,000,000.00	14,737,650.00	14,731,531.25	6,118.75
313384WG0	FEDERAL HOME LOAN BANKS	5.477	98.2510	05/01/2024	10,000,000.00	9,825,100.00	9,821,020.83	4,079.17
313384WU9	FEDERAL HOME LOAN BANKS	5.438	98.0911	05/13/2024	10,000,000.00	9,809,110.00	9,805,118.06	3,991.94
313384WU9	FEDERAL HOME LOAN BANKS	5.438	98.0911	05/13/2024	10,000,000.00	9,809,110.00	9,805,118.06	3,991.94
313384WW5	FEDERAL HOME LOAN BANKS	5.434	98.0660	05/15/2024	15,000,000.00	14,709,900.00	14,703,562.50	6,337.50
313384WW5	FEDERAL HOME LOAN BANKS	5.434	98.0660	05/15/2024	15,000,000.00	14,709,900.00	14,703,562.50	6,337.50
313384XD6	FEDERAL HOME LOAN BANKS	5.457	97.9730	05/22/2024	10,000,000.00	9,797,300.00	9,791,141.67	6,158.33
313384XK0	FEDERAL HOME LOAN BANKS	5.451	97.8909	05/28/2024	15,000,000.00	14,683,635.00	14,675,016.67	8,618.33
313384XM6	FEDERAL HOME LOAN BANKS	5.197	97.8665	05/30/2024	6,900,000.00	6,752,788.50	6,756,250.00	(3,461.50)
313384XM6	FEDERAL HOME LOAN BANKS	5.429	97.8665	05/30/2024	10,000,000.00	9,786,650.00	9,780,833.34	5,816.66
313384XN4	FEDERAL HOME LOAN BANKS	5.430	97.8522	05/31/2024	15,000,000.00	14,677,830.00	14,669,058.33	8,771.67
313384XR5	FEDERAL HOME LOAN BANKS	5.115	97.8136	06/03/2024	10,000,000.00	9,781,360.00	9,789,319.44	(7,959.44)
313384XR5	FEDERAL HOME LOAN BANKS	5.372	97.8136	06/03/2024	15,000,000.00	14,672,040.00	14,664,654.17	5,385.83
313384XS3	FEDERAL HOME LOAN BANKS	5.373	97.7993	06/04/2024	15,000,000.00	14,669,895.00	14,664,489.59	5,405.41
313384XT1	FEDERAL HOME LOAN BANKS	5.084	97.7850	06/05/2024	10,000,000.00	9,778,500.00	9,787,883.33	(9,383.33)
313384YA1	FEDERAL HOME LOAN BANKS	5.457	97.6942	06/12/2024	15,000,000.00	14,654,130.00	14,642,079.17	12,050.83
313384YF0	FEDERAL HOME LOAN BANKS	5.281	97.6278	06/17/2024	15,000,000.00	14,644,170.00	14,643,700.00	470.00
313384YZ6	FEDERAL HOME LOAN BANKS	5.423	97.3932	07/05/2024	10,000,000.00	9,739,320.00	9,729,266.45	10,053.55
313384ZU6	FEDERAL HOME LOAN BANKS	5.358	97.1545	07/24/2024	10,000,000.00	9,715,450.00	9,705,881.95	9,568.05
313384C23	FEDERAL HOME LOAN BANKS	5.397	96.8926	08/15/2024	10,000,000.00	9,689,260.00	9,672,111.11	17,148.89
313384C23	FEDERAL HOME LOAN BANKS	5.397	96.8926	08/15/2024	10,000,000.00	9,689,260.00	9,672,111.11	17,148.89
313384G29	FEDERAL HOME LOAN BANKS	5.237	96.5040	09/16/2024	10,000,000.00	9,650,400.00	9,635,961.11	14,438.89
313384J75	FEDERAL HOME LOAN BANKS	5.208	96.2592	10/07/2024	10,000,000.00	9,625,920.00	9,609,167.10	16,752.90
313384N70	FEDERAL HOME LOAN BANKS	4.921	95.8920	11/08/2024	25,000,000.00	23,973,000.00	23,969,750.00	3,250.00

---	---	5.251	98.6326	04/08/2024	647,776,000.00	638,832,765.07	638,678,107.03	154,658.04
-----	-----	-------	---------	------------	----------------	----------------	----------------	------------

Agency CMO  
FHLMC CMO

Cusip	Description	Yield	Market Price	Final Maturity	Par Value	Market Value	Book Value	Net Unrealized Gain/Loss
3137BWWD2	FHMS K-725 A2	4.878	99.6171	01/25/2024	5,715,691.46	5,693,803.22	5,715,691.46	(21,888.24)
3137BHCY1	FHMS K-044 A2	5.154	97.7007	01/25/2025	18,647,135.92	18,218,387.73	18,222,963.11	(4,575.38)
3137BHCY1	FHMS K-044 A2	5.179	97.7007	01/25/2025	14,970,407.16	14,626,196.93	14,612,558.00	13,638.93
3137FEUA6	FHMS K-730 A2	5.396	98.4312	01/25/2025	47,549,623.00	46,803,676.88	46,714,884.39	88,792.49

---	---	5.272	98.2294	12/31/2024	86,882,857.54	85,342,064.76	85,266,096.96	75,967.80
-----	-----	-------	---------	------------	---------------	---------------	---------------	-----------

Agency CMO  
FNMA CMO

Cusip	Description	Yield	Market Price	Final Maturity	Par Value	Market Value	Book Value	Net Unrealized Gain/Loss
3136AW7J0	FNA 2017-M8 A2	3.448	95.9481	05/25/2027	11,860,944.30	11,380,346.55	11,756,430.47	(376,083.92)
3136AW7J0	FNA 2017-M8 A2	3.448	95.9481	05/25/2027	11,860,944.30	11,380,346.55	11,756,430.47	(376,083.92)

Agency MBS  
FHLMC

Cusip	Description	Yield	Market Price	Final Maturity	Par Value	Market Value	Book Value	Net Unrealized Gain/Loss
3137B7YY9	FHMS K-037 A2	4.889	99.6196	01/25/2024	190,253.27	189,529.54	190,253.27	(723.73)
3137FARE0	FHMS K-727 A2	5.613	98.6545	07/25/2024	19,786,313.13	19,520,086.31	19,538,031.93	(17,945.62)
3137PGF66	FHMS K-732 A2	5.197	98.3553	05/25/2025	15,155,463.69	14,906,201.32	14,862,105.24	44,096.08
3137FMU67	FHMS K-735 A2	3.518	96.2939	05/25/2026	14,694,125.55	14,149,547.89	14,484,584.23	(335,036.34)
3137FNWX4	FHMS K-736 A2	3.655	94.9441	07/25/2026	10,000,000.00	9,494,414.80	9,692,009.87	(197,595.07)
3137BTUM1	FHMS K-061 A2	4.501	97.0657	11/25/2026	8,986,547.88	8,722,858.30	8,719,537.81	3,320.49
3137BTUM1	FHMS K-061 A2	4.561	97.0657	11/25/2026	8,487,295.22	8,238,255.06	8,219,186.54	19,068.52
3137BYLD0	FHMS K-L01 A2E	4.184	96.7035	02/25/2027	15,000,000.00	14,505,517.65	14,621,296.51	(115,778.86)
3137BXYQ1	FHMS K-064 A2	3.154	96.5825	03/25/2027	1,000,000.00	965,825.00	1,001,166.27	(35,341.22)
3137FZLJ3	FHMS K-066 A2	3.183	96.2010	01/25/2027	16,095,000.00	16,034,131.46	11,087,642.80	(433,511.51)
3132XGRH1	FH WN2287	3.945	96.6034	11/01/2027	24,967,317.25	24,794,279.61	24,794,279.61	(675,503.25)
3132XGRH1	FH WN2287	4.073	96.6034	11/01/2027	24,967,317.25	24,119,276.35	22,929,602.50	(603,326.15)
3132XGQ74	FH WN2277	4.062	97.5747	11/01/2027	9,986,926.90	9,744,710.97	9,894,955.31	(150,244.34)
3132XFLR7	FH WN1235	4.690	97.7870	01/01/2028	20,000,000.00	19,557,400.00	19,795,867.73	(238,467.73)
3132XFLR7	FH WN1235	4.333	97.7870	01/01/2028	10,000,000.00	9,778,700.00	9,959,476.70	(180,776.70)
3137FGZH1	FHMS K-W06 A2	5.290	97.1765	06/25/2028	25,000,000.00	24,294,120.75	23,586,671.50	707,449.25

3137FJYH6	FHMS K-W07 A2		5.264	96.4721	09/25/2028	16,627,402.00	16,040,803.55	15,530,473.22	510,330.33
3132XGX35	FH WN2497		4.611	100.7810	10/01/2028	28,340,000.00	28,561,335.40	28,189,314.11	372,021.29
---	---		4.484	97.4650	06/07/2027	264,283,962.14	257,561,990.71	258,896,955.14	(1,334,964.43)
Agency MBS									
FNMA									
	Cusip	Description	Yield	Market Price	Final Maturity	Par Value	Market Value	Book Value	Net Unrealized Gain/Loss
3136AKQM8	FNA 2014-M8 A2		5.910	98.8812	06/25/2024	6,094,634.00	6,026,447.48	6,051,509.74	(25,062.26)
3136AMST7	FNA 2015-M03 A2		6.104	97.8711	10/25/2024	12,481,577.71	12,215,858.03	12,203,488.46	12,369.57
3138LAF46	FN AM9186		5.429	96.6870	06/01/2025	5,462,377.24	5,281,408.68	5,311,276.06	(29,867.38)
3140IACV9	FN BM6010		4.860	97.0296	09/01/2025	17,024,643.42	16,518,948.01	16,679,554.40	(160,606.39)
3138LCH81	FN AN0254		3.738	96.9610	12/01/2025	7,313,462.26	7,091,206.14	7,236,462.18	(145,256.04)
3138LCHR9	FEDERAL NATIONAL MORTGAGE ASSOCIATION		2.939	96.7460	12/01/2025	13,983,675.15	13,528,646.36	13,976,539.23	(447,892.87)
3138LDWS9	FN AN1760		4.176	94.5430	06/01/2026	15,000,000.00	14,181,450.00	14,746,059.78	(564,609.78)
3138LENE7	FN AN2188		3.543	94.3050	07/01/2026	9,923,346.80	9,358,212.20	9,806,535.87	(448,323.68)
3138LIUZ5	FN AN5099		3.076	95.8910	04/01/2027	23,917,453.25	22,934,685.10	23,901,828.55	(967,143.46)
3138LIHZ1	FN AN5246		3.365	95.1860	05/01/2027	7,100,000.00	6,758,206.00	7,077,321.16	(319,115.16)
3138LJ5T3	FN AN6257		4.582	95.7310	08/01/2027	15,229,985.39	14,579,817.32	14,643,938.61	(64,121.29)
3136AY6X6	FNA 2017-M15 A2		6.409	95.2376	09/25/2027	14,523,957.40	13,832,265.26	14,023,155.08	(190,889.83)
3136BML55	FNA 2022-M11 A2		4.554	95.0742	10/25/2027	26,425,770.90	25,124,086.05	25,454,198.51	(330,112.46)
3140LHVX5	FN BS6929		4.280	99.2300	11/01/2027	31,100,000.00	30,860,530.00	31,019,640.68	(159,110.68)
3140LH4A5	FN BS7116		4.363	99.3270	11/01/2027	20,210,000.00	20,073,986.70	20,210,000.00	(136,013.30)
3140LHSB7	FN BS6813		4.363	99.7760	02/01/2028	19,478,000.00	19,434,369.28	19,462,897.54	(28,528.26)
3140LJS23	FN BS7736		4.416	98.8370	02/01/2028	20,000,000.00	19,767,400.00	19,777,112.28	(9,712.28)
3140LJS23	FN BS7736		4.071	98.8370	02/01/2028	15,000,000.00	14,825,550.00	15,000,000.00	(174,450.00)
3140LJS23	FN BS7736		4.078	98.8370	02/01/2028	10,000,000.00	9,883,700.00	10,000,000.00	(116,300.00)
3140LKCS8	FN BS8358		4.074	98.9630	04/01/2028	24,459,000.00	24,205,360.17	24,459,000.00	(253,639.83)
3140LKJP9	FN BS8369		4.649	98.5220	05/01/2028	16,850,000.00	16,600,957.00	16,659,251.58	(58,294.58)
3140LKYQ0	FN BS8818		4.526	98.1440	06/01/2028	25,000,000.00	24,536,000.00	24,429,746.06	106,253.94
3140LKU84	FN BS8706		4.510	98.8310	06/01/2028	25,000,000.00	24,707,750.00	24,530,605.87	177,144.13
3136BQDE6	FNA 2023-M6		4.724	98.8367	07/25/2028	25,000,000.00	24,709,182.75	24,489,917.62	219,265.13
3140LLMH1	FN BS9359		5.051	101.9860	08/01/2028	15,874,000.00	16,189,257.64	15,709,208.46	480,049.18
3140LLFK2	FN BS9169		5.040	101.6260	08/01/2028	17,532,000.00	17,817,070.32	17,286,847.69	530,222.63
3140LLB83	FN BS9062		5.049	100.6280	09/01/2028	20,000,000.00	20,125,600.00	19,506,985.09	618,614.91
3140LLKK6	FN BS9297		5.110	100.4080	10/01/2028	21,050,000.00	21,135,884.00	20,428,903.25	706,980.75
3140LLZT1	FN BS9753		5.092	103.1780	10/01/2028	20,000,000.00	20,635,600.00	19,948,736.44	686,863.56
---	---		4.473	98.3933	09/29/2027	501,033,883.52	492,939,434.47	494,036,720.21	(1,091,285.74)

CD	Cusip	Description	Yield	Market Price	Final Maturity	Par Value	Market Value	Book Value	Net Unrealized Gain/Loss
22536DND6		Credit Agricole Corporate And Investment Bank, New	5.320	100.0000	01/09/2024	150,000,000.00	150,000,000.00	150,000,000.00	0.00
89115BRT9		Toronto-Dominion Bank - New York Branch	5.220	100.0000	01/24/2024	40,000,000.00	40,000,000.00	40,000,000.00	0.00
78015VE4E		Royal Bank of Canada New York Branch	5.260	100.0000	01/31/2024	50,000,000.00	50,000,000.00	50,000,000.00	0.00
65558U4B5		Nordea ABP - New York Branch	5.490	100.0000	02/02/2024	50,000,000.00	50,000,000.00	50,000,000.00	0.00
78015VS22		Royal Bank of Canada New York Branch	5.170	100.0000	03/15/2024	50,000,000.00	50,000,000.00	50,000,000.00	0.00
89115BPL8		Toronto-Dominion Bank - New York Branch	5.920	100.0000	03/25/2024	50,000,000.00	50,000,000.00	50,000,000.00	0.00
78015VY11		Royal Bank of Canada New York Branch	5.900	100.0000	03/26/2024	50,000,000.00	50,000,000.00	50,000,000.00	0.00
78015J4X2		Royal Bank of Canada New York Branch	5.810	100.0000	05/14/2024	50,000,000.00	50,000,000.00	50,000,000.00	0.00
06367DG74		Bank of Montreal - Chicago Branch	5.420	100.0000	05/22/2024	50,000,000.00	50,000,000.00	50,000,000.00	0.00
06367DD77		Bank of Montreal - Chicago Branch	5.820	100.0000	05/28/2024	50,000,000.00	50,000,000.00	50,000,000.00	0.00
89115B2M1		Toronto-Dominion Bank - New York Branch	5.860	100.0000	05/31/2024	50,000,000.00	50,000,000.00	50,000,000.00	0.00
89115B2Z2		Toronto-Dominion Bank - New York Branch	5.870	100.0000	05/31/2024	50,000,000.00	50,000,000.00	50,000,000.00	0.00
21684XM86		Rabobank Nederland - New York Branch	5.530	100.0000	06/07/2024	50,000,000.00	50,000,000.00	50,000,000.00	0.00
78015JB71		Royal Bank of Canada New York Branch	5.850	100.0000	06/21/2024	25,000,000.00	25,000,000.00	25,000,000.00	0.00
89115B2Z1		Toronto-Dominion Bank - New York Branch	5.870	100.0000	06/24/2024	25,000,000.00	25,000,000.00	25,000,000.00	0.00
86999RXC3		Svenska Handels AB Publ - New York Branch	5.670	100.0000	06/24/2024	50,000,000.00	50,000,000.00	50,000,000.00	0.00
06417M4J1		Bank of Nova Scotia - Houston Branch	5.900	100.0000	06/28/2024	50,000,000.00	50,000,000.00	50,000,000.00	0.00
21684XN28		Rabobank Nederland - New York Branch	5.490	100.0000	07/10/2024	50,000,000.00	50,000,000.00	50,000,000.00	0.00
78015BP11		Royal Bank of Canada New York Branch	5.910	100.0000	08/12/2024	50,000,000.00	50,000,000.00	50,000,000.00	0.00
78015JB73		Royal Bank of Canada New York Branch	5.910	100.0000	08/19/2024	50,000,000.00	50,000,000.00	50,000,000.00	0.00
89115BDD9		Toronto-Dominion Bank - New York Branch	5.940	100.0000	08/26/2024	50,000,000.00	50,000,000.00	50,000,000.00	0.00
06367DFY6		Bank of Montreal - Chicago Branch	5.550	100.0000	09/06/2024	50,000,000.00	50,000,000.00	50,000,000.00	0.00
89115BD98		Toronto-Dominion Bank - New York Branch	5.950	100.0000	09/09/2024	50,000,000.00	50,000,000.00	50,000,000.00	0.00
21684XN36		Rabobank Nederland - New York Branch	5.540	100.0000	09/09/2024	25,000,000.00	25,000,000.00	25,000,000.00	0.00
21684XN44		Rabobank Nederland - New York Branch	5.520	100.0129	09/09/2024	100,000,000.00	100,012,872.45	100,012,872.45	0.00
89115BD56		Toronto-Dominion Bank - New York Branch	5.970	100.0000	09/23/2024	50,000,000.00	50,000,000.00	50,000,000.00	0.00
78015JBK0		Royal Bank of Canada New York Branch	5.880	100.0000	10/22/2024	25,000,000.00	25,000,000.00	25,000,000.00	0.00
89115BPR5		Toronto-Dominion Bank - New York Branch	5.250	100.0000	10/28/2024	50,000,000.00	50,000,000.00	50,000,000.00	0.00
89115BNM8		Toronto-Dominion Bank - New York Branch	5.460	100.0000	11/08/2024	25,000,000.00	25,000,000.00	25,000,000.00	0.00
78015JHX8		Royal Bank of Canada New York Branch	5.470	100.0000	11/12/2024	50,000,000.00	50,000,000.00	50,000,000.00	0.00
89115BL99		Toronto-Dominion Bank - New York Branch	5.680	100.0000	11/21/2024	25,000,000.00	25,000,000.00	25,000,000.00	0.00
78015JHP5		Royal Bank of Canada New York Branch	5.460	100.0000	11/27/2024	50,000,000.00	50,000,000.00	50,000,000.00	0.00
89115BPV6		Toronto-Dominion Bank - New York Branch	5.210	100.0000	11/27/2024	50,000,000.00	50,000,000.00	50,000,000.00	0.00
89115BPD6		Toronto-Dominion Bank - New York Branch	5.490	100.0000	12/09/2024	50,000,000.00	50,000,000.00	50,000,000.00	0.00
78015J32		Royal Bank of Canada New York Branch	5.460	100.0000	12/11/2024	50,000,000.00	50,000,000.00	50,000,000.00	0.00
78015JJP3		Royal Bank of Canada New York Branch	5.230	100.0000	12/18/2024	50,000,000.00	50,000,000.00	50,000,000.00	0.00
89115BPF2		Toronto-Dominion Bank - New York Branch	5.120	100.0000	01/24/2025	50,000,000.00	50,000,000.00	50,000,000.00	0.00
			5.596	100.0007	07/15/2024	1,840,000,000.00	1,840,012,872.45	1,840,012,872.45	0.00

CP	Cusip	Description	Yield	Market Price	Final Maturity	Par Value	Market Value	Book Value	Net Unrealized Gain/Loss
7426M2A27		Private Export Funding Corporation	5.450	99.9852	01/02/2024	25,000,000.00	24,996,298.61	24,996,298.61	0.00
23102UA28		Cummins Inc.	5.514	99.9849	01/02/2024	65,000,000.00	64,990,213.89	64,990,213.89	0.00
23102UA36		Cummins Inc.	5.524	99.9699	01/03/2024	20,000,000.00	19,993,977.78	19,993,966.67	11.11
23102UA36		Cummins Inc.	5.514	99.9699	01/03/2024	20,000,000.00	19,993,977.78	19,993,977.78	0.00
63763PA58		National Securities Clearing Corporation	5.523	99.9399	01/05/2024	35,000,000.00	34,978,961.11	34,978,961.11	0.00
2442ZLA86		John Deere Capital Corporation	5.557	99.8940	01/08/2024	50,000,000.00	49,947,013.89	49,947,013.89	0.00
59515MAC9		Microsoft Corporation	5.426	99.8371	01/12/2024	30,000,000.00	29,951,141.67	29,951,141.67	0.00
63763PAC3		National Securities Clearing Corporation	5.566	99.8338	01/12/2024	50,000,000.00	49,916,888.89	49,916,888.89	0.00
2442ZLAC7		John Deere Capital Corporation	5.582	99.8329	01/12/2024	50,000,000.00	49,916,430.56	49,916,430.56	0.00
7426M2AG6		Private Export Funding Corporation	5.501	99.7762	01/16/2024	25,000,000.00	24,944,062.50	24,944,062.50	0.00
63763PAG4		National Securities Clearing Corporation	5.552	99.7738	01/16/2024	50,000,000.00	49,886,875.00	49,886,875.00	0.00
2442ZLAG8		John Deere Capital Corporation	5.571	99.7725	01/16/2024	19,500,000.00	19,455,637.50	19,455,637.50	0.00
23102UAG7		Cummins Inc.	5.576	99.7733	01/16/2024	11,000,000.00	10,975,066.67	10,974,883.33	183.33
23102UAG7		Cummins Inc.	5.533	99.7733	01/16/2024	47,500,000.00	47,392,333.33	47,392,333.33	0.00
2442ZLAJ2		John Deere Capital Corporation	5.585	99.7417	01/18/2024	50,000,000.00	49,870,847.22	49,870,847.22	0.00
59515MAK1		Microsoft Corporation	5.439	99.7330	01/19/2024	32,500,000.00	32,413,225.00	32,413,225.00	0.00
63763PAP4		National Securities Clearing Corporation	5.555	99.6682	01/23/2024	25,000,000.00	24,917,041.67	24,917,041.67	0.00
6698M4AP7		Novartis Finance Corporation	5.405	99.6749	01/23/2024	60,000,000.00	63,791,928.89	63,791,928.89	0.00
7426M2AQ4		Private Export Funding Corporation	5.357	99.6678	01/24/2024	25,000,000.00	24,916,944.44	24,916,944.44	0.00
2442ZLAK6		John Deere Capital Corporation	5.595	99.6499	01/24/2024	28,400,000.00	28,499,868.22	28,499,868.22	0.00
63763PAR0		National Securities Clearing Corporation	5.556	99.6380	01/25/2024	50,000,000.00	49,819,000.00	49,819,000.00	0.00
63763PAS8		National Securities Clearing Corporation	5.426	99.6292	01/26/2024	75,000,000.00	74,721,875.00	74,721,875.00	0.00
59515MAS4		Microsoft Corporation	5.467	99.6292	01/26/2024	35,000,000.00	34,870,208.33	34,870,208.33	0.00
7426M4AW7		Private Export Funding Corporation	5.454	99.5731	01/30/2024	25,000,000.00	24,893,263.89	24,893,263.89	0.00
63763PB16		National Securities Clearing Corporation	5.596	99.5307	02/01/2024	20,000,000.00	19,906,138.89	19,906,138.89	0.00
7426M2B18		Private Export Funding Corporation	5.515	99.5367	02/01/2024	25,000,000.00	24,884,180.55	24,884,180.55	0.00
82619TB14		Siemens Capital Company LLC	5.438	99.5410	02/01/2024	4,400,000.00	4,379,805.22	4,379,805.22	0.00
2442ZLB28		John Deere Capital Corporation	5.578	99.5147	02/02/2024	50,000,000.00	49,757,333.33	49,757,333.33	0.00
59515MB53		Microsoft Corporation	5.474	99.4779	02/05/2024	35,000,000.00	34,817,270.83	34,817,951.39	(680.55)
59515MB35		Microsoft Corporation	5.494	99.4779	02/05/2024	25,000,000.00	24,869,479.17	24,869,479.17	0.00
63763PB57		National Securities Clearing Corporation	5.534	99.4731	02/05/2024	50,000,000.00	49,736,527.78	49,736,527.78	0.00
63763PB65		National Securities Clearing Corporation	5.437	99.4660	02/06/2024	25,000,000.00	24,866,500.00	24,866,500.00	0.00
63763PB66		National Securities Clearing Corporation	5.437	99.4660	02/06/2024	50,000,000.00	49,733,000.00	49,733,000.00	0.00
63763PB73		National Securities Clearing Corporation	5.533	99.4429	02/07/2024	30,000,000.00	29,832,883.33	29,832,883.33	0.00
59515MB79		Microsoft Corporation	5.434	99.4522	02/07/2024	25,000,000.00	24,863,048.61	24,863,048.61	0.00
06054NB75		BoFA Securities, Inc.	5.520	99.4429	02/07/2024	50,000,000.00	49,721,472.22	49,721,472.22	0.00



89233GB96	Toyota Motor Credit Corporation	5.563	99.4096	02/09/2024	50,000,000.00	49,704,792.11	49,704,792.11	0.00
89233GB9C	Toyota Motor Credit Corporation	5.563	99.3642	02/12/2024	20,000,000.00	19,872,833.33	19,872,833.33	0.00
06054NBD2	BoFA Securities, Inc.	5.523	99.3526	02/13/2024	100,000,000.00	99,352,611.11	99,352,611.11	0.00
59515MBL8	Microsoft Corporation	5.493	99.2556	02/20/2024	50,000,000.00	49,627,777.78	49,627,777.78	0.00
63763PBL2	National Securities Clearing Corporation	5.576	99.2431	02/20/2024	25,000,000.00	24,810,763.89	24,810,763.89	0.00
6698M4BL5	Novartis Finance Corporation	5.456	99.2569	02/20/2024	50,000,000.00	49,628,472.22	49,628,472.22	0.00
6698M4BL5	Novartis Finance Corporation	5.456	99.2569	02/20/2024	38,000,000.00	37,717,638.89	37,717,638.89	0.00
59515MBS3	Microsoft Corporation	5.513	99.1631	02/26/2024	25,000,000.00	24,790,777.78	24,790,777.78	0.00
82619TBS5	Siemens Capital Company LLC	5.449	99.1693	02/26/2024	30,500,000.00	30,246,646.67	30,246,646.67	0.00
7426M2BT7	Private Export Funding Corporation	5.438	99.1561	02/27/2024	50,000,000.00	49,578,041.67	49,578,041.67	0.00
89233GC53	Toyota Motor Credit Corporation	5.522	99.0382	03/05/2024	50,000,000.00	49,519,111.11	49,519,111.11	0.00
06054NC58	BoFA Securities, Inc.	5.563	99.0311	03/05/2024	25,000,000.00	24,757,777.78	24,757,777.78	0.00
63763PCF4	National Securities Clearing Corporation	5.583	98.8797	03/15/2024	50,000,000.00	49,439,861.11	49,439,861.11	0.00
46640PCR2	J.P. Morgan Securities LLC	5.782	98.6980	03/25/2024	50,000,000.00	49,349,000.00	49,349,000.00	0.00
59515ME19	Microsoft Corporation	5.503	98.1984	05/01/2024	25,000,000.00	24,549,611.11	24,549,611.11	0.00
59515ME68	Microsoft Corporation	5.515	98.1205	05/06/2024	36,800,000.00	36,108,344.00	36,108,344.00	0.00
46651VDN3	J.P. Morgan Securities LLC	5.930	100.0000	05/10/2024	50,000,000.00	50,000,000.00	50,000,000.00	0.00
59515MEA9	Microsoft Corporation	5.476	98.0717	05/10/2024	50,000,000.00	49,035,833.34	49,035,833.34	0.00
59515MED3	Microsoft Corporation	5.508	98.0198	05/13/2024	50,000,000.00	49,009,888.89	49,009,888.89	0.00
59515MEF8	Microsoft Corporation	5.508	97.9975	05/15/2024	25,000,000.00	24,499,375.00	24,497,500.00	1,875.00
59515MEF8	Microsoft Corporation	5.476	97.9975	05/15/2024	50,000,000.00	48,998,750.00	48,998,750.00	0.00
7426M2EF4	Private Export Funding Corporation	5.349	98.0425	05/15/2024	25,000,000.00	24,510,625.00	24,510,625.00	0.00
59515MEH4	Microsoft Corporation	5.455	97.9754	05/17/2024	50,000,000.00	48,987,722.22	48,987,722.22	0.00
7426M4EM5	Private Export Funding Corporation	5.534	97.8968	05/21/2024	10,000,000.00	9,789,675.00	9,789,675.00	0.00
7426M4EM5	Private Export Funding Corporation	5.534	97.8968	05/21/2024	10,000,000.00	9,789,675.00	9,789,675.00	0.00
7426M4EM5	Private Export Funding Corporation	5.534	97.8968	05/21/2024	10,000,000.00	9,789,675.00	9,789,675.00	0.00
59515MEN1	Microsoft Corporation	5.509	97.8897	05/22/2024	25,000,000.00	24,471,444.44	24,471,444.44	986.10
59515MEN1	Microsoft Corporation	5.495	97.8897	05/22/2024	10,000,000.00	9,788,972.22	9,788,972.22	0.00
7426M4EP8	Private Export Funding Corporation	5.523	97.8788	05/23/2024	25,000,000.00	24,469,708.33	24,469,708.33	0.00
7426M2EQ0	Private Export Funding Corporation	5.469	97.8800	05/24/2024	35,000,000.00	34,258,000.00	34,258,000.00	0.00
7426M2EV9	Private Export Funding Corporation	5.410	97.8188	05/29/2024	50,000,000.00	48,909,402.78	48,909,402.78	0.00
59515MEX9	Microsoft Corporation	5.499	97.7560	05/31/2024	50,000,000.00	48,877,986.11	48,877,986.11	0.00
59515MF75	Microsoft Corporation	5.498	97.6519	06/07/2024	50,000,000.00	48,825,972.22	48,825,972.22	0.00
46651VET9	J.P. Morgan Securities LLC	5.600	100.0000	06/10/2024	50,000,000.00	50,000,000.00	50,000,000.00	0.00
46651VEV4	J.P. Morgan Securities LLC	5.530	100.0000	06/20/2024	50,000,000.00	50,000,000.00	50,000,000.00	0.00
63763PFU8	National Securities Clearing Corporation	5.629	97.2901	06/28/2024	50,000,000.00	48,645,069.45	48,645,069.45	0.00
7426M4GB7	Private Export Funding Corporation	5.372	97.2160	07/11/2024	50,000,000.00	48,608,000.00	48,608,000.00	0.00
21687AJ38	Rabobank Nederland - New York Branch	5.470	96.3852	09/03/2024	25,000,000.00	24,096,291.66	24,096,291.66	0.00
89114E161	Toronto Dominion Holdings (U.S.A.), Inc.	5.481	96.3342	09/06/2024	50,000,000.00	48,167,083.33	48,167,083.33	0.00
89116EJD6	Toronto Dominion Holdings (U.S.A.), Inc.	5.321	96.3378	09/13/2024	50,000,000.00	48,168,888.89	48,168,888.89	0.00
---	---	5.513	99.0131	03/16/2024	2,872,800,000.00	2,844,173,807.33	2,844,171,432.34	2,374.99

Corporate  
CORP

Cusip	Description	Yield	Market Price	Final Maturity	Par Value	Market Value	Book Value	Net Unrealized Gain/Loss
742651DT6	PRIVATE EXPORT FUNDING CORP	4.967	99.9527	01/15/2024	25,000,000.00	24,988,175.00	24,986,839.60	1,335.40
641062AQ7	NESTLE HOLDINGS INC	5.704	99.8293	01/15/2024	4,070,000.00	4,063,052.51	4,061,818.26	1,234.25
037833BY5	APPLE INC	4.412	97.5897	02/23/2026	10,000,000.00	9,750,970.00	9,764,700.38	(13,730.38)
037833BY5	APPLE INC	4.411	97.5097	02/23/2026	436,000.00	425,142.29	425,745.28	(602.99)
594918CG7	MICROSOFT CORP	4.560	97.5981	09/15/2026	14,108,000.00	13,769,139.95	13,696,030.80	73,109.15
037833CJ7	APPLE INC	4.528	97.4126	02/09/2027	4,700,000.00	4,578,392.20	4,541,390.60	37,001.60
---	---	4.789	98.7491	04/16/2025	58,314,000.00	57,574,871.95	57,476,524.91	98,347.04

MM Fund  
MMFUND

Cusip	Description	Yield	Market Price	Final Maturity	Par Value	Market Value	Book Value	Net Unrealized Gain/Loss
949921126	ALLSPRING-GOVT MM SEL	5.280	1.0000	12/31/2023	102,000,000.00	102,000,000.00	102,000,000.00	0.00
608919718	FEDERATED IRMS GV O PRMR	5.290	1.0000	12/31/2023	1,000,000.00	1,000,000.00	1,000,000.00	0.00
31607A703	FIDELITY IMM-GOVT INSTL	5.300	1.0000	12/31/2023	1,000,000.00	1,000,000.00	1,000,000.00	0.00
31607A703	FIDELITY IMM-GOVT INSTL	5.300	1.0000	12/31/2023	260,000,000.00	260,000,000.00	260,000,000.00	0.00
61747C707	MORG STAN I LG-GV I	5.270	1.0000	12/31/2023	1,000,000.00	1,000,000.00	1,000,000.00	0.00
4812CA538	JPMORGAN-US GVT MM EMPWR	5.250	1.0000	12/31/2023	1,000,000.00	1,000,000.00	1,000,000.00	0.00
85749T517	SS INST INV-US GV MM OPP	5.290	1.0000	12/31/2023	6,000,000.00	6,000,000.00	6,000,000.00	0.00
4812CA538	JPMORGAN-US GVT MM EMPWR	5.250	1.0000	12/31/2023	1,000,000.00	1,000,000.00	1,000,000.00	0.00
---	---	5.294	1.0000	12/31/2023	373,000,000.00	373,000,000.00	373,000,000.00	0.00

Muni  
MUNI

Cusip	Description	Yield	Market Price	Final Maturity	Par Value	Market Value	Book Value	Net Unrealized Gain/Loss
826239FY6	SIERRA CALIF JT CMNTY COLLEGE DIST	0.344	97.0910	08/01/2024	500,000.00	485,455.00	500,000.00	(14,545.00)
826239GH2	SIERRA CALIF JT CMNTY COLLEGE DIST	0.354	97.1970	08/01/2024	720,000.00	699,818.40	720,000.00	(20,181.60)
802498Y55	SANTA MONICA-MALIBU UNIFIED SCHOOL FACILITY IMPROV	0.396	97.4730	10/01/2024	1,000,000.00	974,730.00	1,000,000.00	(25,270.00)
93974ETF3	WASHINGTON ST	0.470	97.3490	08/01/2024	14,995,000.00	14,597,482.55	14,995,000.00	(397,517.45)
419792F84	HAWAII ST	0.713	97.4500	08/01/2024	9,000,000.00	8,770,500.00	9,000,000.00	(229,500.00)
074437HA5	BEAUMONT CALIF UNI SCH DIST	0.660	97.0660	08/01/2024	275,000.00	266,931.50	275,000.00	(8,068.50)
987388UJ3	YOSEMITE CALIF CMNTY COLLEGE DIST	1.490	97.8750	08/01/2024	700,000.00	685,125.00	700,000.00	(14,875.00)
737710US5	REDONDO BEACH CALIF UNI SCH DIST	1.471	97.8420	08/01/2024	500,000.00	489,210.00	500,000.00	(10,790.00)
93974EY48	WASHINGTON ST	3.350	99.0000	08/01/2024	13,475,000.00	13,340,250.00	13,475,000.00	(134,750.00)
419792A71	HAWAII ST	0.713	96.7900	10/01/2024	10,000,000.00	9,679,000.00	10,000,000.00	(321,000.00)
419792D37	HAWAII ST	0.713	96.7900	10/01/2024	2,500,000.00	2,419,750.00	2,500,000.00	(80,250.00)
882724XK8	TEXAS ST	0.794	96.9550	10/01/2024	5,810,000.00	5,633,085.50	5,810,000.00	(176,914.50)
419792F92	HAWAII ST	1.033	94.7240	08/01/2025	6,250,000.00	5,920,250.00	6,250,000.00	(329,750.00)
802498Y22	SANTA MONICA-MALIBU UNIFIED SCHOOL FACILITY IMPROV	0.669	94.0230	08/01/2025	1,000,000.00	940,230.00	1,000,000.00	(59,770.00)
56781RKT3	MARIN CALIF CMNTY COLLEGE DIST	0.763	94.2210	08/01/2025	1,065,000.00	1,003,453.65	1,065,000.00	(61,546.35)
074437HB3	BEAUMONT CALIF UNI SCH DIST	1.109	94.0170	08/01/2025	500,000.00	470,085.00	500,000.00	(29,915.00)
7994082E8	SAN RAMON VALLEY CALIF UNI SCH DIST	0.967	94.5250	08/01/2025	4,505,000.00	4,258,351.25	4,505,000.00	(246,648.75)
93974EYB6	WASHINGTON ST	3.350	97.9610	08/01/2025	10,065,000.00	9,859,774.65	10,065,000.00	(205,225.35)
419792A89	HAWAII ST	1.033	97.1970	10/01/2025	12,775,000.00	12,416,916.75	13,149,945.37	(733,028.62)
419792D45	HAWAII ST	1.033	94.3480	10/01/2025	3,660,000.00	3,453,136.80	3,660,000.00	(206,863.20)
93974EYC4	WASHINGTON ST	3.370	97.2500	08/01/2026	20,825,000.00	20,252,312.50	20,825,000.00	(572,687.50)
13063D3N6	CALIFORNIA ST	4.847	101.2740	03/01/2027	9,300,000.00	9,418,482.00	9,300,000.00	118,482.00
419792M29	HAWAII ST	4.513	102.6380	10/01/2027	5,000,000.00	5,131,900.00	5,083,358.43	48,541.57
---	---	2.054	97.5815	07/13/2025	134,420,000.00	131,166,230.55	134,878,303.80	(3,712,073.25)

Mutual Fund  
Open-End Fund

Cusip	Description	Yield	Market Price	Final Maturity	Par Value	Market Value	Book Value	Net Unrealized Gain/Loss
CLTRSF	CALTRUST	4.880	1.0086	---	93,213,169.12	94,017,200.84	94,017,200.84	(0.00)
CLTRSF	CALTRUST	4.880	1.0086	---	93,213,169.12	94,017,200.84	94,017,200.84	(0.00)

Non-US Gov  
SUPRANATIONAL

Cusip	Description	Yield	Market Price	Final Maturity	Par Value	Market Value	Book Value	Net Unrealized Gain/Loss
45950VQ22	INTERNATIONAL FINANCE CORP	0.829	99.7860	01/19/2024	25,000,000.00	24,946,500.00	24,999,527.19	(53,027.19)
45950M3C3	INTERNATIONAL BANK FOR RECONSTRUCTION AND DEVELOPM	2.540	99.2489	03/28/2024	3,895,000.00	3,865,744.66	3,892,386.69	(26,642.04)
45950VPQ3	INTERNATIONAL FINANCE CORP	0.273	96.8300	08/22/2024	25,000,000.00	24,207,500.00	24,996,377.82	(788,877.82)
45950VQG4	INTERNATIONAL FINANCE CORP	0.484	96.5047	09/23/2024	25,000,000.00	24,126,175.00	24,992,051.55	(865,876.55)
45950KCR9	INTERNATIONAL FINANCE CORP	5.358	97.2076	10/16/2024	25,000,000.00	24,301,900.00	24,240,929.01	60,970.99
45950VQL3	INTERNATIONAL FINANCE CORPORATION	0.719	96.1790	10/29/2024	25,000,000.00	24,044,750.00	24,992,057.34	(947,307.34)
45950SDX8	INTERNATIONAL BANK FOR RECONSTRUCTION AND DEVELOPM	5.197	97.9050	11/25/2024	25,000,000.00	24,476,250.00	24,416,503.46	59,746.54
45950VRA6	INTERNATIONAL FINANCE CORP	1.099	95.1236	01/21/2025	25,000,000.00	23,780,900.00	24,984,767.79	(1,203,867.79)
45950VRX6	INTERNATIONAL FINANCE CORP	4.077	99.5740	02/01/2027	25,000,000.00	24,893,500.00	24,945,869.73	(52,369.73)
---	---	2.240	97.4234	12/30/2024	203,895,000.00	198,643,219.66	202,460,470.60	(3,817,250.94)



Repo REPO									
	Cusip	Description	Yield	Market Price	Final Maturity	Par Value	Market Value	Book Value	Net Unrealized Gain/Loss
RP01022024533		Repurchase agreement	5.330	100.0000	01/02/2024	750,000,000.00	750,000,000.00	750,000,000.00	0.00
RP01022024533		Repurchase agreement	5.330	100.0000	01/02/2024	750,000,000.00	750,000,000.00	750,000,000.00	0.00
US Gov T-BILL									
	Cusip	Description	Yield	Market Price	Final Maturity	Par Value	Market Value	Book Value	Net Unrealized Gain/Loss
912797HX8		UNITED STATES TREASURY	5.364	99.9853	01/02/2024	85,000,000.00	84,987,533.05	84,987,580.56	(47.51)
912797HY6		UNITED STATES TREASURY	5.378	99.8979	01/09/2024	50,000,000.00	49,948,958.50	49,941,477.78	7,480.72
912797HZ2		UNITED STATES TREASURY	5.501	99.7958	01/16/2024	10,000,000.00	9,979,583.30	9,977,822.92	1,760.38
912797HZ3		UNITED STATES TREASURY	5.498	99.7958	01/16/2024	10,000,000.00	9,979,583.30	9,977,833.33	1,749.97
912797HZ3		UNITED STATES TREASURY	5.392	99.7958	01/16/2024	50,000,000.00	49,897,916.50	49,890,291.67	7,624.83
912797HZ3		UNITED STATES TREASURY	5.376	99.7958	01/16/2024	40,000,000.00	39,918,333.20	39,912,233.29	6,099.91
912797GD3		UNITED STATES TREASURY	5.378	99.7649	01/18/2024	100,000,000.00	99,764,889.00	99,751,563.89	13,325.11
912797JD0		UNITED STATES TREASURY	5.388	99.3799	02/13/2024	50,000,000.00	49,689,958.50	49,686,995.83	2,962.67
912797GP6		UNITED STATES TREASURY	5.592	99.1518	02/29/2024	25,000,000.00	24,787,937.50	24,780,753.54	7,183.96
912797HH3		UNITED STATES TREASURY	5.314	98.2640	05/02/2024	65,000,000.00	63,871,590.90	63,871,538.97	51.93
912797HH3		UNITED STATES TREASURY	5.322	98.2640	05/02/2024	50,000,000.00	49,131,993.00	49,130,140.00	1,853.00
912797HF5		UNITED STATES TREASURY	5.466	98.0800	05/16/2024	50,000,000.00	49,040,000.00	49,012,913.89	27,086.11
912797HR1		UNITED STATES TREASURY	5.285	97.9864	05/23/2024	35,000,000.00	34,295,226.35	34,293,738.89	1,487.46
912797HR1		UNITED STATES TREASURY	5.275	97.9864	05/23/2024	30,000,000.00	29,395,908.30	29,395,705.83	202.47
912797FS1		UNITED STATES TREASURY	5.334	97.7044	06/13/2024	50,000,000.00	48,852,208.50	48,835,258.18	16,950.32
912796ZW2		UNITED STATES TREASURY	5.303	97.6106	06/20/2024	50,000,000.00	48,805,278.00	48,792,930.00	12,348.00
912797GB7		UNITED STATES TREASURY	5.403	97.4905	07/11/2024	10,000,000.00	9,749,047.20	9,726,080.00	22,967.20
912797GK7		UNITED STATES TREASURY	5.463	97.1104	08/08/2024	30,000,000.00	29,133,125.10	29,047,125.00	86,000.10
---		UNITED STATES TREASURY	5.373	98.8994	03/20/2024	790,000,000.00	781,229,070.20	781,011,983.55	217,086.65
US Gov US GOV									
	Cusip	Description	Yield	Market Price	Final Maturity	Par Value	Market Value	Book Value	Net Unrealized Gain/Loss
912828S29		UNITED STATES TREASURY	5.025	99.7500	01/31/2024	25,000,000.00	24,937,500.00	24,949,944.20	(12,444.20)
912828BM2		UNITED STATES TREASURY	0.219	99.3750	02/15/2024	25,000,000.00	24,843,250.00	24,997,123.97	(153,373.97)
91282CDB1		UNITED STATES TREASURY	0.287	99.0000	03/15/2024	50,000,000.00	49,500,000.00	49,996,269.82	(496,269.82)
912828W71		UNITED STATES TREASURY	2.395	99.2188	03/31/2024	30,000,000.00	29,765,625.00	29,980,666.47	(215,041.47)
91282CEG2		UNITED STATES TREASURY	2.358	99.2500	03/31/2024	10,000,000.00	9,925,000.00	9,997,417.20	(72,417.20)
912826R6		UNITED STATES TREASURY	4.390	99.0000	04/30/2024	25,000,000.00	24,750,000.00	24,830,228.37	(80,228.37)
912828WJ5		UNITED STATES TREASURY	5.256	98.9844	05/15/2024	50,000,000.00	49,492,187.50	49,510,216.35	(18,028.85)
91282CCC3		UNITED STATES TREASURY	4.274	98.1875	05/15/2024	15,000,000.00	14,728,125.00	14,784,570.31	(56,443.31)
91282XKT2		UNITED STATES TREASURY	2.567	98.6563	05/31/2024	10,000,000.00	9,865,625.00	9,977,307.83	(111,682.83)
91282CER8		UNITED STATES TREASURY	2.502	98.8594	05/31/2024	20,000,000.00	19,771,875.00	19,999,838.62	(227,963.62)
91282CER8		UNITED STATES TREASURY	2.563	98.8594	05/31/2024	20,000,000.00	19,771,875.00	19,994,990.37	(223,115.37)
91282CG4		UNITED STATES TREASURY	5.185	97.7813	06/15/2024	10,000,000.00	9,778,125.00	9,784,663.27	(6,538.27)
912828X3		UNITED STATES TREASURY	2.317	98.4219	06/30/2024	10,000,000.00	9,842,187.50	9,942,021.55	(99,887.05)
912828X3		UNITED STATES TREASURY	2.558	98.4219	06/30/2024	25,000,000.00	24,605,468.75	24,933,018.09	(327,549.34)
91282CF44		UNITED STATES TREASURY	5.386	98.7969	07/31/2024	100,000,000.00	98,796,875.00	98,666,620.16	130,254.84
91282DS6		UNITED STATES TREASURY	5.503	98.3438	08/15/2024	50,000,000.00	49,171,875.00	49,063,866.58	108,008.42
91282DS6		UNITED STATES TREASURY	5.088	98.3438	08/15/2024	5,000,000.00	4,917,187.50	4,906,249.39	10,938.11
91282CFG1		UNITED STATES TREASURY	5.441	98.7969	08/31/2024	25,000,000.00	24,699,218.75	24,649,889.61	49,329.14
91282CCX7		UNITED STATES TREASURY	0.439	96.8125	09/15/2024	25,000,000.00	24,203,125.00	24,988,735.67	(785,610.67)
91282CCX7		UNITED STATES TREASURY	0.438	96.8125	09/15/2024	25,000,000.00	24,203,125.00	24,988,955.48	(785,830.48)
91282CFN6		UNITED STATES TREASURY	4.215	99.4844	09/30/2024	25,000,000.00	24,871,093.75	25,006,200.04	(135,106.29)
91282CFN6		UNITED STATES TREASURY	5.439	99.4844	09/30/2024	70,000,000.00	69,639,062.50	69,400,146.49	238,916.01
91282CDB4		UNITED STATES TREASURY	0.754	96.6875	10/15/2024	25,000,000.00	24,171,875.00	24,974,971.33	(803,096.33)
91282CDB4		UNITED STATES TREASURY	5.262	96.6875	10/15/2024	25,000,000.00	24,171,875.00	24,101,222.83	70,652.17
91282YM46		UNITED STATES TREASURY	5.331	97.2656	10/31/2024	10,000,000.00	9,726,562.50	9,692,434.72	35,127.78
91282CFQ9		UNITED STATES TREASURY	5.443	99.5625	10/31/2024	50,000,000.00	49,781,250.00	49,573,801.37	207,448.63
91282CFQ9		UNITED STATES TREASURY	5.313	99.5625	10/31/2024	15,000,000.00	14,934,375.00	14,886,887.99	47,487.01
912828YV6		UNITED STATES TREASURY	1.747	97.0000	11/30/2024	25,000,000.00	24,250,000.00	24,945,322.85	(695,322.85)
912828C7		UNITED STATES TREASURY	0.540	96.0313	02/28/2025	10,000,000.00	9,603,125.00	10,067,207.76	(464,082.76)
912828ZF0		UNITED STATES TREASURY	0.647	95.0625	03/31/2025	25,000,000.00	23,765,625.00	24,954,955.65	(1,189,330.65)
912828ZF0		UNITED STATES TREASURY	0.619	95.0625	03/31/2025	25,000,000.00	23,765,625.00	24,963,301.73	(1,197,676.73)
91282CEH0		UNITED STATES TREASURY	2.647	97.5313	04/15/2025	10,000,000.00	9,753,125.00	9,997,312.44	(244,187.44)
912828ZL7		UNITED STATES TREASURY	0.445	94.6406	04/30/2025	15,000,000.00	14,196,093.75	14,986,209.48	(790,115.73)
9128284R8		UNITED STATES TREASURY	2.799	97.7188	05/31/2025	15,000,000.00	14,657,812.50	15,015,278.01	(357,465.51)
91282CAB7		UNITED STATES TREASURY	0.319	93.6406	07/31/2025	25,000,000.00	24,834,611.92	24,454,455.67	(380,156.25)
91282CAM3		UNITED STATES TREASURY	0.815	93.1250	09/30/2025	25,000,000.00	23,281,250.00	24,757,775.07	(1,476,525.07)
91282CAM3		UNITED STATES TREASURY	0.950	93.1250	09/30/2025	25,000,000.00	23,281,250.00	24,700,574.56	(1,419,324.56)
91282CBC4		UNITED STATES TREASURY	0.700	92.6875	12/31/2025	25,000,000.00	23,171,875.00	24,840,283.79	(1,668,408.79)
91282CBH3		UNITED STATES TREASURY	2.447	92.3750	01/31/2026	15,000,000.00	13,856,250.00	14,385,861.87	(529,611.87)
91282CBH3		UNITED STATES TREASURY	0.586	92.3750	01/31/2026	10,000,000.00	9,237,500.00	9,956,732.54	(719,232.54)
91282CBH3		UNITED STATES TREASURY	0.593	92.3750	01/31/2026	10,000,000.00	9,237,500.00	9,955,292.79	(717,792.79)
912828P46		UNITED STATES TREASURY	0.799	94.7813	02/15/2026	10,000,000.00	9,478,125.00	10,171,787.91	(693,662.91)
912828P46		UNITED STATES TREASURY	0.670	94.7813	02/15/2026	10,000,000.00	9,478,125.00	10,199,362.11	(721,237.11)
91282CBQ3		UNITED STATES TREASURY	0.591	92.4063	02/28/2026	20,000,000.00	18,481,250.00	19,961,287.56	(1,480,037.56)
91282CBT7		UNITED STATES TREASURY	0.715	92.8125	03/31/2026	25,000,000.00	23,203,125.00	25,019,330.87	(1,816,205.87)
91282CJB		UNITED STATES TREASURY	0.882	92.4844	06/30/2026	20,000,000.00	18,496,875.00	19,996,589.01	(1,499,714.01)
91282CJB		UNITED STATES TREASURY	0.906	92.4844	06/30/2026	35,000,000.00	32,369,531.25	34,973,383.66	(2,603,852.41)
91282CCW9		UNITED STATES TREASURY	0.832	91.7031	08/31/2026	25,000,000.00	22,925,781.25	24,946,935.93	(2,021,154.68)
91282CCW9		UNITED STATES TREASURY	0.902	91.7031	08/31/2026	25,000,000.00	22,925,781.25	24,901,394.82	(1,975,613.57)
91282CC22		UNITED STATES TREASURY	0.982	91.8750	09/30/2026	20,000,000.00	18,375,000.00	19,942,782.64	(1,567,782.64)
91282CC22		UNITED STATES TREASURY	2.540	91.8750	09/30/2026	15,000,000.00	13,781,250.00	14,355,857.36	(574,607.36)
91282CDG3		UNITED STATES TREASURY	2.884	92.2813	10/31/2026	10,000,000.00	9,228,125.00	9,536,545.04	(308,420.04)
912810EY0		UNITED STATES TREASURY	4.205	106.2500	11/15/2026	25,000,000.00	26,562,500.00	26,498,274.04	64,225.96
91282CDK4		UNITED STATES TREASURY	4.099	92.4688	11/30/2026	25,000,000.00	23,117,187.50	23,105,072.54	12,114.96
912810EZ7		UNITED STATES TREASURY	3.048	107.2656	02/15/2027	15,000,000.00	16,089,843.75	16,553,216.04	(463,372.29)
91282CE4		UNITED STATES TREASURY	2.502	95.5938	03/31/2027	25,000,000.00	23,898,437.50	24,998,732.50	(1,100,295.00)
91282CE4		UNITED STATES TREASURY	2.503	95.5938	03/31/2027	25,000,000.00	23,898,437.50	24,997,465.00	(1,099,027.50)
912828S2		UNITED STATES TREASURY	2.845	89.0625	05/31/2027	20,000,000.00	17,812,500.00	18,518,519.82	(706,019.82)
91282CEW7		UNITED STATES TREASURY	3.109	97.7500	06/30/2027	15,000,000.00	14,662,500.00	15,067,892.08	(405,392.08)
91282CEW7		UNITED STATES TREASURY	3.213	97.7500	06/30/2027	15,000,000.00	14,662,500.00	15,017,741.00	(355,241.00)
912810FA1		UNITED STATES TREASURY	3.247	107.7188	08/15/2027	15,000,000.00	16,157,812.50	16,556,913.55	(399,101.05)
912810FA1		UNITED STATES TREASURY	3.483	107.7188	08/15/2027	15,000,000.00	16,157,812.50	16,430,970.86	(273,158.36)
91282CFH9		UNITED STATES TREASURY	3.269	97.2188	08/31/2027	5,000,000.00	4,860,937.50	4,975,813.55	(114,876.05)
912810FB9		UNITED STATES TREASURY	4.003	107.5938	11/15/2027	15,000,000.00	16,139,062.50	16,107,113.58	31,



COUNTY OF RIVERSIDE  
TREASURER-TAX COLLECTOR  
CAPITAL MARKETS

COUNTY ADMINISTRATIVE CENTER  
4080 LEMON STREET,  
4TH FLOOR,  
RIVERSIDE, CA 92502-2205

# **AGENDA ITEM 6H**



<b>WESTERN RIVERSIDE COUNTY REGIONAL CONSERVATION AUTHORITY</b>	
<b>DATE:</b>	March 4, 2024
<b>TO:</b>	Western Riverside County Regional Conservation Authority
<b>FROM:</b>	Zack West, Reserve Management/Monitoring Manager
<b>THROUGH:</b>	Anne Mayer, Executive Director
<b>SUBJECT:</b>	Consultant Reports – Fiscal Year 2024 Second Quarter

**STAFF RECOMMENDATION:**

This item is for the Board of Directors to receive and file the consultant reports for Fiscal Year 2024 Second Quarter.

**BACKGROUND INFORMATION:**

The RCA receives quarterly reports from three consultants that support the RCA in its Joint Project Reviews, species monitoring, and land management roles as required by the Western Riverside County Multiple Species Habitat Conservation Plan. The consultants are Dudek, Santa Ana Watershed Association, and Riverside County Regional Parks and Open-Space District, respectively.

Attached to this staff report are the most current quarterly reports (October 1, 2023 to December 31, 2023).

**FISCAL IMPACT:**

This item is for informational purposes only. There is no fiscal impact.

Attachments:

- 1) Dudek
- 2) Santa Ana Watershed Association
- 3) Riverside County Regional Parks and Open-Space District



## CONSULTANT REPORT DUDEK FISCAL YEAR 2023/2024 SECOND QUARTER REPORT

**Report Covers Period:** October 1, 2023 to December 31, 2023

**Services Provided During Current Work Period:**

### **Joint Project Reviews**

As part of our ongoing duties related to Western Riverside County Multiple Species Habitat Conservation Plan (MSHCP) implementation for the Western Riverside County Regional Conservation Authority (RCA), Dudek continued to provide review of biological reports, analyses, and submittals related to Joint Project Reviews (JPRs) by Permittees (e.g., cities, County, etc.). Dudek reviewed, provided comments, and completed JPRs for Permittees during this reporting period.

During the second quarter, the following number of JPRs were completed or supported: two in November, and one in December. No JPRs were completed by Dudek in October. This number only reflects those that were completed and finalized. There are many JPRs that are in process across any given quarter with all responses to Permittees occurring within 14 days.

### **Permittee Support**

Dudek assists the RCA in providing training and support to Permittees on MSHCP implementation; however, no training sessions were conducted this quarter.

Monthly meetings with the Riverside County Environmental Programs Department (EPD) are ongoing. These meetings are a forum to discuss upcoming or ongoing County Habitat Acquisition and Negotiation Strategy (HANS)/JPRs, conservation criteria, and other Permittee requirements to facilitate MSHCP consistency. Dudek attended the October 4, 2023 RCA and EPD meeting this quarter.

Additional separate meetings or conference calls were held with RCA, Dudek, Wildlife Agencies, Permittees and/or applicants and their consultants including, but not limited to Cajalco Road Widening and Safety Enhancement Project JPR, HANS220010/PPT200033 JPR, LEAP 2020-02; East Lake Villas JPR, PA22-0929/Boutique Hotel JPR, Perris Logistics Center (PLC) South JPR, LEAP 2023-03 / Railroad Canyon Village JPR, Green River Ranch Business Park JPR, LEAP 2023-01/Collier Retail Shops JPR, DPR 22-00018 Light Industrial Ellis Ave JPR, TTM 36841/Rancho Diamante JPR, Skyview Road Pedestrian Bridge JPR Amendment, and HANS 220026/HANS Lite 02237 Fredericks Ridge JPR Amendment.

Dudek also has calls with applicants and/or their consulting biologists for projects regarding MSHCP implementation and compliance questions. Dudek fields questions on an ongoing basis related to new projects, ongoing projects, and/or past projects, both inside and out of the criteria area. Dudek also provides assistance regarding how the MSHCP review process works in coordination with the CEQA process.

## **Pre-Application Meetings**

Dudek did not attend the Pre-Application Meetings with the RCA, U.S. Army Corps of Engineers, Regional Water Quality Control Board, California Department of Fish and Wildlife (CDFW) and U.S. Fish and Wildlife Service (USFWS) staff during the second quarter.

However, in this reporting period, Dudek provided documentation and support to CDFW and USFWS related to ongoing projects and questions on MSHCP implementation.

## **Wildlife Agency Coordination and Meetings**

Dudek attended the October 19, 2023 monthly meeting with the RCA, USFWS and CDFW.

Additionally, in this reporting period, Dudek provided documentation and support to CDFW and USFWS related to ongoing projects and questions on MSHCP implementation.

## **Participating Special Entities**

Dudek staff provided support and coordination, in addition to separate meetings or conference calls that were held with RCA, Dudek, Wildlife Agencies, PSE applicants and their consultants during this quarter, as applicable, related to pending and existing Participating Special Entities (PSEs) that included the following: Southern California Edison's Canal 33kV Project, Southern California Gas L2001W-D Badlands Hydrostatic Test Project, Rancho California Water District Vail Lake Dam Project, and Eastern Municipal Water District (EMWD) Golden Meadows Tank Project. This included additional separate meetings or conference calls that were held with RCA, Dudek, Wildlife Agencies, PSE applicants and their consultants.

## **Criteria Refinements**

Dudek staff provided support and coordination during this quarter related to pending and existing Criteria Refinements (CRs) that included the following: Lamb Canyon Landfill.

## **RCA and Management Support**

Dudek staff provided various forms of analysis and provided staff support by attending meetings, conference calls, and conducting research related to ongoing and past projects. During this reporting period, Dudek was involved in discussions on various projects, particularly those with substantial issues. Dudek works closely with Tricia Campbell (Regional Conservation Deputy Director) and other RCA staff to assist with past and ongoing JPRs, PSEs, and CRs, as well as develop report templates and checklists, facilitate Permittee and biological consultant coordination and training, train new staff, and ensure consistency with MSHCP implementation procedures, including Reserve Assembly (Cell/Cell Group/Subunit) analysis standards. In addition to all the aforementioned coordination, RCA and Dudek hold regular monthly meetings.



**CONSULTANT REPORT  
SANTA ANA WATERSHED ASSOCIATION (SAWA)  
MSHCP BIOLOGICAL MONITORING PROGRAM (BMP)  
FISCAL YEAR 2023/2024 SECOND QUARTER REPORT**

**Report Covers Period:** October 1, 2023 to December 31, 2023

**Services provided during current work period:**

## **Biological Monitoring**

### **Avian**

- **2023 Avian Projects:**
  - **Data:** Data entry and checking for all avian projects to-date are complete. Data Manager is working on certifying datasets.
  - **Surveys:** Avian Lead submitted a summary of our White-tailed Kite and Cactus Wren surveys to Multi-Species Reserve (MSR) manager; Masa Abe submitted summary of riparian bird work to MSR manager; Avian Lead and Biologist Supervisor are working on the 2023 White-tailed Kite and Cactus Wren survey reports.
  - **Burrowing Owl artificial burrow monitoring:** Avian Lead conducted December artificial burrow checks at MSR. No owls present and a few of the burrows will need maintenance. Data will be shared with Kalee Koeslag-Shellerup (MSR Reserve Manager).
  - **Riparian bird surveys:** Avian Lead is working with project lead for riparian birds on editing the report.
- **2024 Avian Projects:**
  - **Surveys:** Biologists have been doing bird training in the field, preparing for 2024 Grasshopper Sparrow and California Gnatcatcher surveys.
  - **Grasshopper Sparrow surveys:** Scouting of new sites completed; Avian Lead has retained access to all survey sites; 2024 protocol is finalized; Biologists are practicing their bird identification skills in the field each week.
  - **USGS CA Gnatcatcher surveys:** Biologist Supervisor attended the USGS pre-survey meeting on November 3 and received information on next year's survey effort.

### **Herpetofauna (Reptile and Amphibian)**

- **2023 Herpetofauna Projects**
  - **Artificial cover surveys**
    - Surveyed both grids at North Mountain (October 3).

- Surveyed Lake Mathews grid (October 24).
- Surveyed Estelle Mountains (October 24).
  - Covered species observed: Granite Spiny Lizard and Northern Red-diamond Rattlesnake.
- Surveyed Alberhill grid (November 2).
- Surveyed Rice Canyon grid (November 2).
- Surveyed both grids at North Mountain (November 8).
- Surveyed Lake Mathews grid (November 11).
- Surveyed Estelle Mountains (November 11).
  - Covered species observed: Belding's Orange-throated Whiptail.
- Surveyed Alberhill grid (December 1).
- Surveyed Rice Canyon grid (December 1).
- Surveyed North Mountain 1 (December 13).
- Surveyed North Mountain 2 (December 13).
  - Non-covered species observed: Southern Alligator Lizard and Common Side-blotched Lizard.
- **Other Tasks**
  - Drafting 2023 Western Spadefoot report.
  - Drafting 2023 Arroyo Toad report.
  - 2023 Arroyo Toad data is certified.
  - Drafted 2023 Vernal Pool Survey report for MSR.
  - Herpetofauna Lead organized employees to participate in 2023 Riverwalk Survey.
  - Herpetofauna Lead collaborated in Santa Ana River (SAR) native fish survey on October 11.
  - Incidental survey day at RCA Wolfskill/Driscoll property; covered species incidentally observed Belding's Orange-throated Whiptail, Loggerhead Shrike, and Granite Spiny Lizard.
  - Incidental survey day at North Mountain; covered species incidentally observed Granite Night Lizard, and Granite Spiny Lizard.
  - Planning 2024 and scouting locations for drift fence camera trap surveys at Mount San Jacinto State Park.
  - Working on protocol for 2024 drift fence camera trap surveys.
  - Planning locations for 2024 Southwestern Pond Turtle trapping.
  - Prepping/constructing drift fence camera trap survey supplies for placement in the field.

### ***Vernal Pool Surveys (VP)***

- **Survey Summary:**
  - No Field Surveys or scouting conducted during this quarter.
- **Data:**
  - All 2023 survey and habitat assessment data entered and checked.

- Completed 2023 VP protocol.
- VP 2023 Report in progress.
- Assessed Alberhill access for future surveys.
- Compiled and submitted 2023 VP summary report for MSR.

## **Mammals**

- **2023 Mammal Projects**

- **Los Angeles Pocket Mouse (LAPM):**
  - No LAPM surveys during this quarter.
  - Drafting 2023 LAPM report.
  - Working on 2023 LAPM report data analysis.
  - Reviewing 2023 LAPM habitat data.

- **2024 Mammal Projects**

- **Long-tailed Weasel (MUFR):**
  - Working on 2024 MUFR survey protocol.

- **SR 60 Wildlife Undercrossing:**

**October 2023:**

- **Moreno Valley East (MV E) undercrossing (UC) Species Detected:** Mule Deer, Black Phoebe, CA Ground Squirrel, Coyote, Humans (Public and Worker), Bobcat, Striped Skunk, Say's Phoebe.
- **Moreno Valley West (MV W) undercrossing Species Detected:** Human (Worker), Coyote, Say's Phoebe.
- 2023 Protocol for MVUC monitoring complete.

**November 2023:**

- **MV E undercrossing Species Detected:** Mule Deer, Coyote, Humans (Public), Bobcat, Striped Skunk, Say's Phoebe.
- **MV W undercrossing Species Detected:** Human (Worker), Coyote, Say's Phoebe.

**December 2023:**

- **MV E undercrossing Species Detected:** Cameras checked but photos not yet analyzed.
- **MV W undercrossing Species Detected:** Cameras checked but photos not yet analyzed.

- **Clinton Keith Wildlife Undercrossing Camera Trapping Species Detected:**

- Coyote, Mule Deer, Bobcat, Human (Worker).

- **Clinton Keith Wildlife Overcrossing Camera Trapping Species Detected:**

- Coyote, Desert Cottontail, Wasp Family, Dragonfly Family, Unknown Insect, White or Sulfur Butterfly, Western Meadowlark, Common Raven, Lagomorph, Rodent.

## Rare Plants

- **2022 Rare Plant Projects**
  - **2022 Engelmann Oak (QUEN) Survey Report:** In progress.
- **2023 Rare Plant Projects**
  - No Rare Plant surveys were conducted during this quarter.
  - Botany Lead prepared the 2023 Rare Plant Report including background research, literature review and preliminary data analysis, and submitted it for review.
  - Botany Lead attended the Southern California Botanist's Symposium on October 21. The highlight was a 10-year review of the San Diego Management and Monitoring Program's (SDMMP) rare plant monitoring program; he also collaborated with local botanists who work with MSHCP Covered Species.
  - Botany Lead submitted the 2023 MSR Rare Plant survey summary to Riverside County Regional Park and Open-Space District (RivCo Parks) on November 27.
  - Botany Lead attended the 2023 *Phacelia stellaris* (Brand's Phacelia) Working Group Meeting on December 13.
- **2024 Rare Plant Projects**
  - Botany Lead completed the 2024 Rare Plant Survey Protocol.
  - Botany Lead prepared a 2024 work plan and contacted reserve managers regarding 2024 access.
  - Botany Lead completed 2024 access agreement applications for:
    - San Jacinto Wildlife Area – Davis Rd Unit.
    - San Jacinto Wildlife Area – Potrero Unit.
    - Cleveland National Forest (Trabuco and Palomar Ranger Districts).
    - RCHCA – Estelle Mountain / Lake Mathews
    - Southwestern Riverside County Multi-Species Reserve.
  - Botany Lead continued refining the 2024 rare plant survey work plan and Rare Plant pre-season training materials.

## Invertebrates

- **2023 Quino Checkerspot Butterfly (QCB):**
  - No field surveys and no scouting conducted during this quarter.
  - Survey Lead, Espie Sandoval, began working on the MSR Research use application.
  - All data entered, checked, and QC'ed.
  - Checked HOBO weather data.
  - Worked on 2023 QCB report Intro/Methods, conducted QCB literature search, started data analysis.
  - Field Biologist Nathan Pinckard completed a plant guide for QCB surveys that includes covered plant species.
  - Biologists started reviewing for 2024 QCB surveys.

- **2023 Delhi Sands Flower-loving Fly (DSF) Surveys:**
  - No field surveys, training, or scouting conducted during this quarter.
  - 2023 DSF report Intro/Methods completed.
  - 2023 DSF data entry and check completed, data certified by Data Manager, organized and Distance analysis was completed.
  - Created graphs and charts for the 2023 report including the weather graphs and started getting some of this data into the report.
  - Annual Teledyne site photos taken and reviewed.
  - HOBO weather station data downloaded.

## **Data/GIS**

- **Data**
  - 2023 Datasets Status:**
    - 12 of 19 datasets QC'ed and Certified, including all bird projects (except Burrowing Owl), DSF, and LAPM trapping.
    - 1 of 19 datasets in QC process (Vernal Pools).
    - 6 of 19 datasets still being entered and checked, all of which collect data through December 31st.
- **Database – Other:**
  - Imported Survey123 Incidentals through October into Access database and distributed to Taxa Leads.
  - Ran 2023 Rare Plant observations through geodatabase and provided new Botany Lead with current status reports of all Covered plant occurrences.
  - Edited Artificial Cover Boards data entry form to accommodate additional data being collected.
  - Completed queries for new Artificial Cover protocol.
  - Edited Long-tailed Weasel data entry form for Mammal Lead.
  - Edited QCB form for Survey Lead to accommodate new scouting surveys.
  - Created Riparian Nest queries for Riparian Birds project lead.
  - Created query for LAPM habitat modeling.
  - Created query for Western Spadefoot habitat modeling.
  - Mapped external agency data for Western Pond Turtle, Santa Ana Sucker, Arroyo Chub, Red-legged Frog and Yellow-legged Frog, and made incidental forms to use for objectives.
  - Converted database .mdb files to .accdb files and created test versions of each application for changeover to Microsoft Office 365.
  - Tested .accdb files and repaired null record in a database table found during conversion.
  - Started compiling certified datasets into draft Manager's datasets.
  - Tested database queries after upgrade to Microsoft Office 365.

- Entered, linked and QC'ed 2023 incidentals photos taken with Survey 123, to date.
- Entered new employees into database and Survey 123 app.
- Updated Survey 123 incidentals app for the Monitoring Program and Riverside County Parks to make data photo entry easier in the future.
- **Data Requests:**
  - None.
- **Other:**
  - Assisted Mammal Lead with Long-tailed Weasel data collection plan.
  - Assisted new Botany lead with GIS and Rare Plant geodatabase tools.
  - Held two Zoom meetings with new Botany Lead to train on GIS and Rare Plant geodatabase tools.
  - Completed 2022 Engelmann Oak report comments and edits.
  - Created new Project Tracker spreadsheet for 2024.
  - Consulted with Botany Lead regarding 2024 Brand's Phacelia monitoring.
- **GIS Analyst**
  - Completed Projects:**
    - New Botany Lead: ArcGIS Online account, ArcGIS Pro, and GIS files transition and orientation.
    - Mammals: Long-tailed Weasel meeting and file organization.
    - Transition from ArcMap to ArcGIS Pro- hardware/software compatibility survey.
    - ArcGIS Pro software updates.
    - New report template development, ArcGIS Pro.
    - Assisted Database Manager with database transition to Microsoft 365.
    - Collaborated with IT consultant to set up drive permissions for database back-end.
    - Google Drive file organization and downsizing.
    - 2022 Oaks report map edits.
    - Esri license management.
  - Ongoing Projects:**
    - Aggregation of Herpetofauna Data.
    - GIS drive downsizing and reorganizing.
    - 2023 report maps.
    - Long-tailed Weasel Habitat Model development.
  - Upcoming Projects:**
    - New Fire Maps import to ArcGIS Online.
    - Gathering of additional cannabis grow information to add to our ArcGIS Online map.

## **Collaborations**

- Leads monthly meeting held on October 26, November 30 and December 14.
- All Hands Meeting held on October 17.

- Herpetofauna Lead organized employees to participate in 2023 Riverwalk Survey.
- Herpetofauna Lead and Biologist collaborated with SAR native fish survey on October 11.
- QCB Survey Lead communicated with Jonathan Reinig about the HOBO installation at Anza.
- Mammal Lead completed and submitted LAPM Survey Summary Report for MSR.
- Botany Lead attended the Southern California Botanist's Symposium on October 21. The highlight was a 10-year review of the SDMMP rare plant monitoring program; he also collaborated with local botanists who work with MSHCP Covered Species.
- Botany Taxa Lead attended the 2023 *Phacelia stellaris* Working Group Meeting on December 13.
- Quino Survey Lead worked on Survey Summary Report for MSR.
- Quino Survey Lead and Herp Lead worked on VP Survey Summary Report for MSR.
- Manager attended RCA monthly meeting on October 5, and November 9.
- Manager, Supervisor, Data Manager, and Taxa Leads attended RCA Meeting at their office to discuss management recommendations and future 2024-25 work plan on December 12.
- MSHCP Monthly Coordination Meeting held on October 12 with a talk titled "A Range-wide Map of Riparian Vegetation to Support Least Bell's Vireo Recovery Planning and Assessment." by Casey Lott.
- MSHCP Monthly Coordination Meeting held on November 9 with a talk titled "Current Climate Forecasts and Habitat Restoration." by Dr. Chris McDonald (Natural Resources Advisor – University of California, Cooperative Extension).
- MSHCP Monthly Coordination Meeting held on December 14 with a talk titled "Assessing post-fire changes in California coastal sage scrub." by Jolene Saldivar (UCR Dept. of Botany and Plant Sciences).
- Coordination continued with California Department of Fish and Wildlife (CDFW) staff at the San Jacinto Wildlife Area regarding management for Burrowing Owl reporting.
- All Leads and Field Biologists participated in the Christmas Bird Count December 19.
- Herpetofauna Lead met with Marcus Hubbel from California State Parks to scout locations at Mount San Jacinto State Park for placement of drift fence camera traps.
- Program Manager and Biologist Supervisor met with Survey Lead II and Herpetofauna Lead to discuss 2023-2024 Vernal Pool survey report (November 16).
- Herpetofauna Lead received information about Western Spadefoot at Santa Rosa Plateau from Hailey Laskey to add to our database.
- Herpetofauna Lead located/organized/sent MSHCP survey information about Western Spadefoot on San Bernardino National Forest Property as requested by Kim Boss (USFS).

## **Training/Workshops**

- BMP staff attended the CDFW Marijuana Enforcement Team Cannabis Field Safety training on October 25.
- Botany Lead took the Scientific Writing training course (Coursera.org) taught by Dr. Kristin Sainani, Associate Professor at Stanford University and GIS Specialization training course (Coursera.org) taught by Nick Santos, GIS Analyst at UC Davis Center for Watershed Sciences (started October 3, ongoing).
- DSF Survey Lead and Biologist Supervisor, took the Coursera class “Writing in the Sciences”.
- Conducted Staff training in the office and field for upcoming bird surveys.

## **Status of Deliverables**

- **FY 2022/2023**
  - 2022 Survey Reports:
    - LAPM: Finalized.
    - DSF: Final draft in progress.
    - QCB: Final draft in progress.
    - TUVU: Final draft in progress.
    - TRBL: Final draft in progress.
    - RP: Final draft in progress.
    - CLMA: Final draft in progress.
    - QUEN: Final draft in progress.
    - PHST: Final draft in progress.
  - 2022 Summary Reports – CK, BUOW: Final draft in progress.
  - 2022 Annual Report, Section 8 and Appendices – Final draft in progress.
- **FY 2023/2024**
  - Quarterly Reports:
    - 1st quarter – Submitted October 12, 2023
    - 2nd quarter – Due January 5, 2024
    - 3rd quarter – Due April 5, 2024
    - 4th quarter – Due July 5, 2024



**CONSULTANT REPORT  
RIVERSIDE COUNTY REGIONAL PARK AND OPEN-SPACE DISTRICT  
MSHCP LAND MANAGEMENT UNIT  
FISCAL YEAR 2023/2024 SECOND QUARTER REPORT**

**Report Covers Period:** October 1, 2023 to December 31, 2023

## **General Administration**

The Riverside County Regional Park and Open-Space District Western Riverside County Multiple Species Habitat Conservation Plan (MSHCP) Land Management Unit (hereinafter referred to as 'Parks' or 'District' and 'Unit,' respectively) toured the potential TNC Shumacher, TNC Samrith, and Wolfskill properties with staff of the RCA, California Department of Fish and Wildlife (CDFW), and State of California Wildlife Conservation Board (WCB). The RCA was seeking WCB funds to assist with the acquisition of the properties, and the tour highlighted their importance in contributing to the conservation goals of the MSHCP.

Staff met with the RCA and project proponents of the Perris Logistics Center on October 12 to discuss impacts to the Conatser Conservation Easement that had occurred outside predefined work areas through RCA easement associated with the construction of the center. The project proponents readily assumed responsibility for the impacts and pledged to address them alongside other planned mitigation associated with the project. The Unit then visited the site to map the impacts. The site had been monitored by the Unit with drone photos biweekly during the construction, which led to the discovery of the impacts.

The Unit met with staff of the Riverside County Transportation and Land Management Agency (TLMA) and a neighbor of the Spring Mountain Ranch Donation PA1 property to discuss ongoing issues that the neighbors had with people parking cars and doing illicit activity in front of their house at the Pigeon Pass Road dead end. The neighbor requested TLMA to install a gate further up Pigeon Pass Road. While the issues at the dead end had little to do with the adjacent RCA lands, Ranger staff increased patrols at the property to assist TLMA with increased presence at the site (see Enforcement/Patrol, San Timoteo HMU section below for more info).

The Unit had ongoing discussions with the RCA regarding the potential Burrowing Owl (*Athene cunicularia*) translocation associated with the Hub @ Ontario project. At the request of the project's proponents, the Unit created several versions of Property Analysis Records (PARs) to provide options of long-term funding to the RCA to manage the owls under different scenarios. Staff then prepared the RCA receptor site for the first stage of the translocation (see Flora/Fauna section, San Jacinto HMU section below for more details).

Multiple versions of PARs were created to outline funding options for the long-term management of the future JBJ Ranch project mitigation area.

A PAR for the oversight of the WatersEdge Mitigation Bank was created.

Staff met with the RCA to further discuss long-term funding options for the future Adobe Springs property. After the discussions, the property's PAR was updated and resubmitted to the RCA.

Natural resource specialist staff coordinated with staff of the MSHCP Biological Monitoring Program to create a digital form for which the Unit could use to submit Burrowing Owl monitoring data to the program.

Various staff members attended several professional meetings and trainings, including the California Invasive Plant Council annual symposium, Santa Ana River and Orange County Weed Management Area fall symposium, a North American Invasive Species Management Association's webinar, a CDFW Conservation Lecture Series webinar, Helena Agri-Enterprises pesticide continuing education seminar, and CDFW Cannabis Grow Indicator training.

The monthly RCA Management and Monitoring Coordination meeting, monthly MSHCP Management and Monitoring meeting, the monthly Parks Managers meeting, and the Monthly Parks Supervisor meeting were regularly attended.

During this quarter, a total of 80 hours of Work Release Program (WRP) and 11 hours of volunteer time were utilized for land management activities.

## **Wildfire Incidents**

On October 30, the Highland Fire ignited on private property in the Aguanga area. The Unit quickly reached out to the Cal Fire and Resource Advisors (READs) assigned to the fire to provide them with mapping of particularly sensitive species habitat that was in the expected path of the fire and would be adversely affected by intensive mechanical fire suppression activities. A request was given to avoid these species' habitat with bulldozers if possible while still providing public safety. Staff also immediately deployed to the area to open gates to RCA properties in the area to facilitate fire suppression crew access. As the multiday event progressed, staff attended daily briefings at the fire's Incident Command and continued to provide information concerning natural resources and access in the area. Once the conflagration began to come under control, the area was surveyed for impacts to habitat and access controls the fire's READs created. The fire ultimately burned 2,487 acres, a portion of which occurred on the RCA's Tax Sale Parcels 2016 Detail 3, Wilson Creek, United Five Star Capital (1), Won Yoo Land Exchange, and Melmoth properties. Staff remained on site to provide input on suppression repair activities and to resecure gates as fire crews pulled out of the area. Staff then began securing the properties to prevent an expected increase in unauthorized off-highway vehicle (OHV) access and temporarily closed portions of the properties to the public to allow for resources to recover from the fire. With the assistance of the Unit's volunteer, dozens of RCA "No Trespassing" signs were installed along all affected property boundaries where public access was likely, debris was used to block one potential OHV access location, and a gate was planned at another.

Staff responded to the Stanley Fire in the Wilson Creek area. Gates were opened at the nearby Cordova property and the fire was monitored. The fire was quickly contained at five acres and no RCA properties were affected.

While on patrol in the Aguanga area, ranger staff observed a plume of smoke near their location. The ranger ensured the fire had been reported to the local responding fire agency and headed to its location. Upon arriving on scene, the ranger discovered a small wildfire burning on private property with several residents working to extinguish it. The ranger assisted with extinguishing the fire and remained on scene until responding fire agencies arrived.

## **Patrol/Enforcement**

### **Badlands Habitat Management Unit (HMU)**

Ranger staff inspected the Wolfskill/Driscoll property after finding one of its gates cut open. They discovered a large tractor heading up a remote canyon within the property. Contact was attempted with the operator, however commands to stop the equipment went unheeded. The ranger was unable to pursue the tractor in rough terrain and unsuccessfully attempted to intercept it on the far side of the property after resecurig the gate. Rangers returned to the proeprty and hiked in to find the tractor abandoned within the property. Staff suspected the tractor was stolen and were able to track down its owner, whom was an owner of a nearby dairy. Staff escorted the owner to the tractor and assisted them with recovering it. It was learned that a relative of the dairy owner had been arrested for stealing the tractor and other equipment from the dairy the night before. Throughout the quarter one other compromised gate and one cut fence were also located at the property and were repaired.

Patrol of the CalMat and Schmeling properties along Jackrabbit Trail occurred one to two times a week. A So Cal Gas Company gate at the Schmeling property was repeatedly targeted for access by OHV riders and was secured shut on three occasions after being found cut open. Along Jackrabbit Trail, rangers contacted one dirt bike rider, two vehicles looking to unload OHVs, and one vehicle with sleeping occupants on Jackrabbit Trail. All were notified of the road's private status and left the area. Contact was unsuccessful with one dirt bike rider on the road and four riders in the Calmat property who all fled the area upon seeing rangers. Dumping along the entire length of the road was addressed by the Unit (See Maintenance/Fencing, Badlands HMU section below for more details).

### **Cactus Valley HMU**

Ranger staff located and repaired a cut fence along Red Mountain Road at the SSR Inv Co property.

### **Gavilan HMU**

Early in the quarter ranger staff discovered a large homeless encampment with multiple occupants in Temescal Wash at the Circle K Donation property. Services were offered to the camp's occupants and discussion began with them to clear them from the property. After several weeks the camp was abandoned, however it was discovered that some of the occupants had moved only a short distance onto neighboring Riverside-Corona Resource Conservation District (RCRCD) land. Eventually, with assistance from RCRCD and the Sherriff's Department, the individuals left the area entirely. Staff then worked to clean up the large amount of debris left behind and posted the proeprty as no trespassing (See Maintenance/Fencing, Gavilan HMU section below for more detail).

The contiguous RCA properties in the Steele Peak area (Adams, Andrade, North Peak #1, North Peak #2, etc.) were patrolled one to three times weekly. Throughout the quarter ranger staff contacted a total of 16 OHV riders, two vehicles with occupants looking to target shoot, two separate pairs of individuals who had spent the night on the North Peak #2 property, and made two fence repairs. All individuals were notified of the rules of the conserved lands and left without incident.

At the Johnson property rangers contacted one individual with prospecting tools attempting to access one of the property's closed mines and two quail hunters. The individuals were notified that their respective activities were not allowed on the property, and they left its boundaries.

At the Toscana Donation Phase 2 property, ranger staff resecured a compromised gate and contacted an individual who had spent the night on Dawson Canyon Road at the property.

At the Roth property two short fence segments, totaling 40 feet were installed by ranger staff to block OHV trails entering the property.

Single cuts in fencing at the Olsen Canyon and Reynolds properties were located and repaired.

Single compromised gates were located and repaired at each of the Lakeside and EIP Walker Canyon properties.

### **Meniffee HMU**

Ranger staff installed a short fence segment adjacent to a neighboring private property at RHW Phase 1 property after noticing vehicle tracks emanating from it. During a separate patrol of the property, contact was made with individuals driving a tractor and vehicle through the property. They claimed they were enroute to recover a stuck vehicle on adjacent BLM property. A BLM ranger was notified of the activity.

A 15-foot section of cut fence at the Nelson property was located and repaired.

Single cuts in fencing at the Evandel-Wilson and Nelson properties were located and repaired.

### **River HMU**

The Emerald Meadows property's gate was resecured by ranger staff after being found off its hinges.

### **Sage HMU**

The Unit reached out to a Sheriff's Department investigator who contacted the RCA with reports of a trespassing cannabis grow that they had raided at the Gabrych property. It was learned from the investigator that grow had taken place inside the RCA property near its southwest corner, and that the growers had been accessing the property from a private property to the west. A greenhouse had been erected on the RCA property which contained 1,128 cannabis plants. Two arrests were made during the raid and the plants were seized. The investigator recommended against trying to access the grow site, citing safety concerns. At the end of the quarter the Unit was trying to work with the investigator to obtain a deputy escort so that the Unit could remove the greenhouse.

As suppression activities were subsiding during the Highland Fire, the Unit was notified of a vehicle driving through RCA property in the area that had been captured on a neighbor's motion activated camera. Rangers investigated the incursion and surmised that an individual in a truck had entered the United Five Star property through a gate left open due to the fire. The vehicle then traveled north utilizing abandoned roads and cut their way through two fences to ultimately exit the Odegaard property to the north. The occupants were not in any danger from the fire and crushed a considerable amount of vegetation during their foray. The cut fences were repaired, and the open gate was secured shut shortly after.

Ranger staff repaired the same cut fence twice and contacted two dirt bike riders at the RH Acquisition property.

Rangers inspected the Geller property to ensure that a shipping container that had been placed within its boundaries had been removed by the private property owner responsible for it. The shipping container had been moved back to the private property.

The Winchester 700 Reed Valley property was patrolled after a neighbor reported that she suspected poaching was occurring on the it. No signs of the illicit activity could be found. Ample "No Hunting" signage was placed at the property, and it will be monitored for the activity in the future.

A ten-foot fence extension was installed at the Weigel property to block an OHV fence go-around.

### **San Jacinto HMU**

The EMWD SJ River Conservation Easement and EMWD owned/RCA managed properties of the San Jacinto River in Hemet were patrolled approximately weekly. One new homeless encampment was located and cleared at the properties and staff cleaned up roughly one truck load of refuse left behind. Contact was made with one dirt bike rider attempting to access the properties and was unsuccessful with another rider who fled when they saw a ranger.

At the Ida Lane property, ranger staff discovered that a neighbor had been accessing the property with a vehicle. One fence was extended and a short fence segment was installed to block the unauthorized access.

Rangers located and repaired a 20-foot fence break along State Route 74 at the RCTC McAlister Donation property.

### **San Timoteo HMU**

The Unit prepared for and implemented an unauthorized mountain bike trail closure at the Kehl Canyon area for RCA properties (Kramer/4 K's LLC, Lin, M Family Estates, etc.) in Calimesa. At the location, numerous new trails were discovered that had been recently created. Over the course of two days, staff drove and hiked the properties to block the recently created trails. In total, staff placed 13 signs and six fence segments (totaling approximately 650 feet) to close 4.36 miles of illegally created trails. A total of 36 sandbags and a large wooden bridge and jump feature were also dismantled from the trails and removed during the closure effort. About 7.62 miles of pre-existing trails remained open at the property after the closures. The properties were also patrolled early in the morning of the deer season opener and several hunters were turned away from accessing RCA properties in the area. One fence repair was also made at the Kramer property.

The Oak Valley Partners property was patrolled several times a month and continued to see an onslaught by unauthorized activity facilitated by an unsecured construction site to the north. Throughout the quarter, rangers contacted many individuals on or approaching the property from neighboring private property posted as no trespassing. These contacts included five groups of hunters, 18 OHV riders, the occupants of three vehicles, one private property owner trying to gain access to their land-locked parcel, and four vehicles looking to unload para-motors. All individuals were notified of the rules of the conserved lands and/or that they were trespassing on private property and left without incident. Contact was also attempted with 12 OHV riders who fled at the site of rangers. A cut gate at the property was secured shut on two occasions. Finally, late in the

quarter, ranger staff discovered a flipped truck adjacent to railroad tracts just off property. The vehicle was called into the Sheriff's Department and came back as stolen. A ranger remained on scene for the recovery of the vehicle which was made through the RCA property owing to no other feasible access. It was learned that the vehicle had been struck by a train the night prior but was unable to be located by law enforcement at the time.

In response to increased attention at the Spring Mountain Ranch Donation PA1 property, rangers visited the site one to two times a week. Throughout the quarter, ranger staff repositioned a bollard that had been hit by a car back into place, cleaned up three garbage bags worth of trash, and pushed out three vehicles at the Pigeon Pass Road dead end.

## **Maintenance/ Fencing**

### **Badlands HMU**

With the help of WRP workers, staff picked up one dump truck load of refuse that was illegally dumped along Jackrabbit Trail at the CalMat property. The refuse was taken to a landfill.

### **Cactus Valley HMU**

At the Goodhart property, efforts were made to limit the chances of the property's access road from washing out after experiencing storm damage. The bridge structure on the road accessing the property's office and residence had been crested twice in previous months by post-fire storm runoff and the water had begun to eat away soil on either side of the bridge. Staff and WRP workers filled and placed over 175 sandbags at the bridge in an effort to keep runoff from cresting it again. A small drainage ditch was also excavated adjacent to the wash to redirect water flowing down the road back into the wash. Staff also worked to remove hazardous oak tree limbs overhanging the road.

### **Gavilan HMU**

Large crews of staff spent two partial days hauling homeless encampment trash out of Temescal Wash at the Circle K Donation property. 1.6 tons of refuse were removed from the site and disposed of at a landfill.

### **Meniffee HMU**

Following the completion of the structure demolition at the Chappell property, RCA "No Trespassing" signage was replaced with regular RCA "Boundary" signs.

Staff harvested a trailer load of old horse corral fencing from the Anheuser Busch property to be repurposed as gates at other RCA properties.

### **San Jacinto HMU**

Utilizing an electric sprayer, staff painted over graffiti which covered most of an 1,800-foot-long cinderblock wall bordering the KHOV Donation property.

Staff cleaned up eight large garbage bags worth of refuse from an abandoned homeless encampment at the EMWD-owned/RCA-managed property in the San Jacinto River Wash.

Staff picked up 50 illegally dumped tires from the Sey Property.

### **Sage HMU**

The Unit was notified by Riverside County Environmental Health that an estimated 55 gallons of used motor oil had spilled from a dumped container in a Wilson Valley Road pullout at the Jalem property. In fear that the oil would spread with impending rains, staff deployed to the site and covered the roughly 600 square-foot spill with plastic sheeting. The Unit contracted a hazmat cleanup company for remediation of the spill, which necessitated 9,000 pounds of contaminated soil to be removed from the site.

Staff extended a metal post and cable OHV barricade along the eastern boundary of the Wilson Creek property to block a four-wheel OHV fence go-around. An additional 280 feet of cable fencing was installed along the boundary.

### **Santa Ana Mountains HMU**

Staff picked up two truckloads of stripped vehicle debris from the Hermann property.

### **Weed Abatement**

Roadside string trimmer weed abatement was completed by maintenance staff at the Burek, Toscana Marketplace, and Spring Mountain Ranch Donation PA1 properties.

Structure protection tractor mowing and string trimmer weed abatement was completed by maintenance staff at the Washington St Conservation Easement.

Second round structure string trimmer weed abatement was completed by maintenance staff at the Richmond American property.

Second round structure protection tractor mowing and string trimmer weed abatement was completed by maintenance staff at the Winchester Road property.

Staff limbed-up ladder fuels in trees and trimmed trees away from Dawson Canyon Road at the Burek and Dawson Creek properties. About 0.26 tons of trimmed tree waste was removed from the site.

## **Habitat/Species Management**

### **Cactus Valley HMU**

Prior to the first winter rain, natural resource specialist staff broadcasted 15 pounds of purchased Dot-Seed Plantain (*Plantago erecta*) seeds and a similar amount of collected native shrub seeds at the post-fire Quino Checkerspot Butterfly (*Euphydryas editha quino*) restoration polygons at the Bautista Canyon property.

### **Meniffee HMU**

Staff completed tri-annual Burrowing Owl artificial burrow checks at the El Sol Vineyard Hill Donation (El Sol) and McElhinney-Stimmel properties. Although several of the artificial burrows at the El Sol

property were partially or fully blocked by soil, the presence of eight individual owls were confirmed across the site. In contrast, no signs of Burrowing Owls were observed at the McElhinney-Stimmel property.

A quarterly check of the Clinton Keith Road wildlife fencing and the fence's one-way wildlife doors was completed. Existing issues of erosion around the fence and gaps underneath it persisted but did not appear worse than in previous checks.

### **River HMU**

Two visits were spent clearing late season non-native weeds and seedling native shrubs from the Delhi Sands Flower-Loving Fly (*Rhaphiomidas terminatus abdominalis*) restoration polygon at the Teledyne property. The property's photo monitoring stations were also visited.

### **Sage HMU**

The Cordova Phase 2 property's Stephens' Kangaroo Rat (*Dipodomys stephensi*) habitat was tractor mowed by maintenance staff.

### **Santa Ana Mountains HMU**

Staff inspected restoration work being completed by the Project Applicant at the future Renaissance Ranch property. The site looked great with ample native plant species and very little non-native vegetation.

### **San Jacinto HMU**

With the anticipated translocation of Burrowing Owls from the Hub @ Ontario project site, staff prepared the RCA Nuevo Donation property to receive them. Early in the quarter, the northern approximately 50 acres of the property was tractor mowed by staff. Later in the quarter large crews of staff deployed to the site and under the direction of project biologists working on the translocation, installed 12 new artificial burrows in the northeast quadrant of the property. One Juvenile Burrowing Owl was placed in an enclosure over one of the new artificial burrows at the time and its care was handled by the project biologists. Following the release of the juvenile bird from the enclosure, natural resource specialist staff conducted tri-annual checks of the existing artificial burrows at the property and conducted maintenance on them. Soil was vacuumed out of 12 of the existing artificial burrows at the site and four wild Burrowing Owls were observed at the property.

Utilizing knowledge gained from an in-house multiple-year non-native grass and invasive Stinknet (*Oncosiphon pilulifer*) herbicide control experiment at Kaelin #2 property, staff expanded the best preforming treatment to a larger area at the same property. Staff tractor mowed four acres of the Kaelin #2 property, and one acre of the mowed area was treated with specialized herbicides to treat the targeted invasive weeds.

Staff completed the annual inspection of the Riverpark Mitigation Bank Conservation Easements Phase 1 and 2 properties. It was apparent that the bank's sponsor (Ecosystem Investment Partners) had completed much work to treat the habitat, removed trash, and secured the site. However, three breaks to the site's fencing and a missing gate were located and reported to the bank sponsor.

### **Acquisitions**



## **Initial Site Inspections:**

The following properties were inspected by natural resource specialist staff prior to acquisition. All covered species were reported to the MSHCP Biological Monitoring Program. All outstanding issues were mapped and submitted to the RCA's acquisition team so that any issues could be addressed during the acquisition process, if appropriate. A detailed summary and photos of the properties were also submitted to the acquisition team.

Dilworth - Nestled in the southwestern corner of the City of Hemet, the 63.53-acre property consisted of flat alkali playa habitat that had been recently disked. As such, the property was mostly devoid of vegetation. Two cement structures and a manhole were observed on the property and appeared to be associated with a water line or sewage system that bisected it. In addition, several piles of wood planks and fencing debris were located on the property, as was an area with refuse that appeared to be a long-abandoned homeless encampment.

KB Homes Donation - The property was reinspected by staff to identify locations that necessitated monuments to be installed. While at the property, scattered litter and dumping piles were discovered.

Kiley Donation - Staff revisited the property to confirm that its monuments had been successfully installed. Large monument poles had been placed in all requested locations; however, trash was still present in some areas. Staff scheduled a follow-up inspection at the property with the site superintendent responsible for the associated development and a crew tasked with the clean-up of the property promptly removed the remaining debris.

Phyllis LLC (Back Basin) - Located next to the southeastern shore of Lake Elsinore, the 21.34-acre parcel supported a predominately Tamarisk scrub habitat sprinkled with low densities of native riparian habitat. One corner of the property also contained a small ornamental Eucalyptus woodland and Riversidean sage scrub habitat. Several trash items and miscellaneous debris were observed within the property, and it was noted that the southwestern portion of the property encompassed a section of the Lake Elsinore levee. MSHCP covered species observed at the property over the course of the inspection included Smooth Tarplant (*Centromadia pungens* ssp. *laevis*), Northern Harrier (*Circus hudsonius*), and Coyote (*Canis latrans*).

SSR 39 - Tucked between Juniper Springs and the Lakeview Mountains, the 39.18-acre parcel contains undulating disturbed Riversidean sage scrub covered hills with rocky outcrops. Although Coastal California Gnatcatcher (*Polioptila californica californica*), Southern California Rufous-Crowned Sparrow (*Aimophila ruficeps canescens*), and Turkey Vulture (*Cathartes aura*) were observed utilizing the property, the site showed signs of continuous, heavy off-road vehicle use and extensive illegal dumping.

Toscana Marketplace - Staff returned to the property to confirm that all requested monuments had been installed and that trash issues had been resolved. Both tasks had been completed satisfactorily.

Toscana Donation Phase 5 - The 87.15-acre property abutting the Terramor housing community consists of steep hills dominated by coastal sage scrub habitat intermixed with small patches of chaparral habitat. Two encroachments into the property from neighboring private properties were located. A fenced area with two water tanks and a well were identified within the western boundary

of the property and a manufactured slope with v-ditches was located along the southeastern boundary of the property. A pile of dumped refuse was also found on a dirt road bisecting the property. Several MSHCP covered species were observed at the property, which included Coulter's Matilija Poppy (*Romneya coulteri*), Coastal California Gnatcatcher, and Coastal Western Whiptail (*Cnemidophorus tigris multiscutatus*).

# **AGENDA ITEM 6I**



## **WESTERN RIVERSIDE COUNTY REGIONAL CONSERVATION AUTHORITY**

<b>DATE:</b>	March 4, 2024
<b>TO:</b>	Western Riverside County Regional Conservation Authority
<b>FROM:</b>	Ariel Alcon Tapia, Public Affairs Manager
<b>THROUGH:</b>	Anne Mayer, Executive Director
<b>SUBJECT:</b>	Quarterly Public Engagement Metrics Report, October - December 2023

### **STAFF RECOMMENDATION:**

This item is for the Board of Directors to receive and file report summarizing the Quarterly Public Engagement Metrics.

### **BACKGROUND INFORMATION:**

The Public Affairs staff continues to make strides in educating the public on RCA and the MSHCP's efforts to enhance habitat conservation in Western Riverside County. Utilizing digital communication platforms to increase public awareness of the RCA and its progress, staff highlight the numerous contributions to conservation, habitat protection, community, and infrastructure development made possible by the MSHCP. This report provides insight into engagement from audiences reached, interactions with content, and serves as a guide for future outreach activities.

This report is a compilation of analytical data pulled from the fourth quarter of 2023 via metrics that illustrate overall public sentiment, social media engagement and reach, **The Vista** e-newsletter subscription interest, and website analytics.

The data is summarized below and in the attached one-page dashboard graphic.

### **Social Media**

Social media followers slightly increased across all social platforms - Facebook, Instagram, and X (formerly known as Twitter) during the fourth quarter. Reach and engagement levels were mixed.

1. **Overall Social Media Sentiment:** Public sentiment was positive throughout the fourth quarter of 2023. Posts that highlighted a USFWS grant received by RCA, planning a visit to RCA lands, and featuring habitat linkages under the MSHCP performed very well – producing some of the highest sentiment levels for the quarter.
2. **Facebook:** By the end of this quarter, the Facebook page had accumulated 2,155 followers - a 0.2% increase compared to the third quarter. Engagement, such as likes, shares, and comments, increased by 82%. Users reached increased by 194% from the previous quarter, due in part to well-received posts about the USFWS grant and MSHCP protected lands.
3. **Instagram:** Followers grew 3% during the fourth quarter. Engagement decreased 4.1% and reach decreased by 63.2%.

4. **X (formerly known as Twitter):** The X page experienced a 5% gain in followers - moving up the total to 146. Engagement decreased by 40%, but reach experienced an increase of 70%.

### **The Vista E-Newsletter**

The Public Affairs staff continues to publish engaging and educational stories for the RCA's newsletter, **The Vista**, using the platform to illustrate the benefits of RCA's MSHCP. At the end of the fourth quarter, the newsletter had 1,939 subscribers - a 0.9% decrease. On average, 33% of subscribers opened **The Vista** and 3% clicked on links.

### **Website**

Overall website sessions experienced an increase during the fourth quarter.

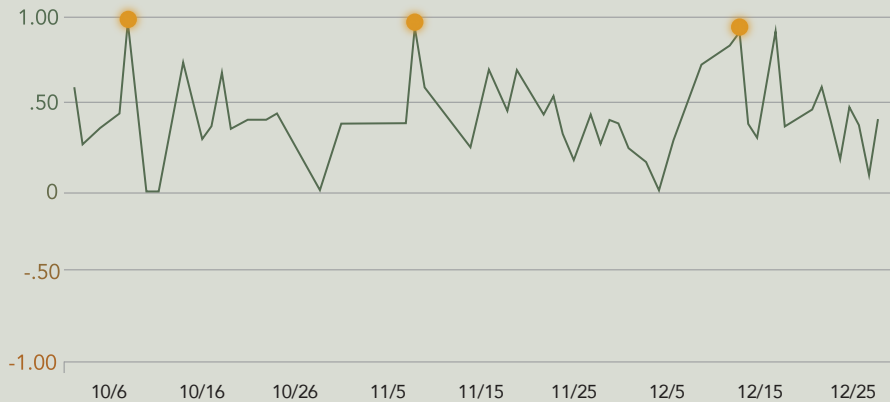
1. From October to December, 11,048 website sessions took place, an 11% increase from the previous quarter. Of these sessions, 7,273 were unique users.
2. Most website visitors (57%) accessed the website organically through a search engine. Direct website visits (typing in the URL) made up 23% of all sessions. Other website sessions originated from email newsletter links or referrals (6%) or through social media channels (14%).
3. 64% of website sessions took place on desktop computer with the remaining 36% of users accessing the website via mobile device such as a smartphone or tablet.
4. The homepage continues to be the most frequently visited webpage, followed by the RCA Maps, The Downy Woodpecker Species Spotlight, and Bald Eagle Species Spotlight.

### **FISCAL IMPACT:**

This item is for informational purposes only. There is no fiscal impact.

Attachment: RCA Public Engagement Metrics, October – December 2023

## Overall Social Media Sentiment



**10/7 (+):** Positive sentiment on USFWS awarding RCA \$9 million.  
**11/7 (+):** Positive engagement in response to planning a hike to Mt. Rubidoux for daylight savings.  
**12/12 (+):** Positive sentiment on post highlighting habitat linkages that are part of the MSHCP.

## The Vista



**Subscribers**  
1,939

**Average Open**  
33%

**Average Click**  
3%

## Web

**11,048**  
Number of Sessions

+11%

**7,273**  
Number of Unique Users

+31.1%

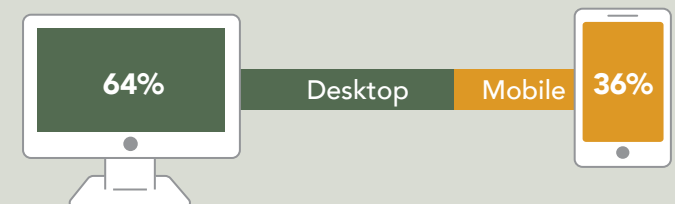
## Top Channels



## Top Pages Visited

- Home Page
- RCA Maps
- The Downy Woodpecker Species Spotlight
- Bald Eagle Species Spotlight

## Desktop vs. Mobile Users



## Social Media



**Followers**  
2,155

+0.2%

**Engagement**  
4,697

+82%

**Reach**  
110,370

+194%



**Followers**  
146

+5%

**Engagement**  
62

-40%

**Impressions**  
1200

+70%



**Followers**  
626

+3%

**Engagement**  
2,982

-4.1%

**Reach**  
5,154

-63.2%





# **AGENDA ITEM 6J**



<b>WESTERN RIVERSIDE COUNTY REGIONAL CONSERVATION AUTHORITY</b>	
<b>DATE:</b>	March 4, 2024
<b>TO:</b>	Western Riverside County Regional Conservation Authority
<b>FROM:</b>	Alicia Johnson, Senior Procurement Analyst Jose Mendoza, Procurement Manager
<b>THROUGH:</b>	Anne Mayer, Executive Director
<b>SUBJECT:</b>	Single Signature Authority Report

**STAFF RECOMMENDATION:**

This item is for the Board of Directors to receive and file the Single Signature Authority report for the second quarter ended December 31, 2023.

**BACKGROUND INFORMATION:**

Certain contracts are executed under single signature authority as permitted in the Riverside County Transportation Commission and Western Riverside County Regional Conservation Authority Procurement Policy Manual adopted in March 2021. The Executive Director is authorized to sign contracts for supplies, equipment, materials, public projects, and services that are less than \$100,000 individually and in an aggregate amount not to exceed \$300,000 in any given fiscal year.

There are no contracts to report for the second quarter ended December 31, 2023, under the single signature authority granted to the Executive Director. The unused capacity of single signature authority for services as of December 31, 2023, is \$300,000.

Attachment: Single Signature Authority Report as of December 31, 2023



SINGLE SIGNATURE AUTHORITY  
AS OF DECEMBER 31, 2023

CONTRACT #	CONSULTANT	DESCRIPTION OF SERVICES	ORIGINAL CONTRACT AMOUNT	PAID AMOUNT	REMAINING CONTRACT AMOUNT
AMOUNT AVAILABLE July 1, 2023			\$300,000.00		
No Contracts to report for second quarter					
AMOUNT USED			0.00		
AMOUNT REMAINING through June 30, 2024			\$300,000.00		

Alicia Johnson

Prepared by

Matthew Wallace

Reviewed by

Note: Shaded area represents new contracts listed in the second quarter.



# **AGENDA ITEM 6K**





<b>WESTERN RIVERSIDE COUNTY REGIONAL CONSERVATION AUTHORITY</b>	
<b>DATE:</b>	March 4, 2024
<b>TO:</b>	Western Riverside County Regional Conservation Authority
<b>FROM:</b>	Jennifer Fuller, Financial Administration Manager
<b>THROUGH:</b>	Anne Mayer, Executive Director
<b>SUBJECT:</b>	Quarterly Financial Statements

**STAFF RECOMMENDATION:**

This item is for the Board of Directors to:

- 1) Receive and file the Quarterly Financial Statements for the six months ended December 31, 2023, and
- 2) Approve the Fiscal Year 2023/24 budget adjustment in Attachment 2.

**BACKGROUND INFORMATION:**

Staff has monitored the revenues and expenditures for RCA for the period ended December 31, 2023, and the attached financial statements which present the revenues and expenditures through mid-year for Fiscal Year 2023/24. As a result of the analysis, staff is recommending a budget adjustment to increase appropriations for contracts.

The operating statement shows the Local Development Mitigation Fee (LDMF) revenues for the second quarter at 63 percent of the budget. LDMF revenues are collected by member agencies then remitted to the RCA. Payments to the RCA shall be made no later than 90 days after the LDMFs were collected. This creates a lag in the receipt of revenues by RCA.

Federal and state revenues are only recognized when a grant property is purchased or for the Local Assistance Grant (LAG Grant) and Jurupa Mountain Grant (JM Grant) when costs are reimbursed. Through the second quarter, RCA had purchased and been reimbursed for two properties using the JM Grant and purchased one property using Section 6 grant funds. No costs were reimbursed for the LAG Grant. Staff expects that the more grant funded properties will be purchased and spending and reimbursement on the LAG Grant will occur before year-end.

Tipping fees are remitted to the RCA by the County of Riverside (County). RCA received tipping fees related to first quarter tonnage in the second quarter. Amounts are similar to collections in the prior year.

During the FY 2023/24 budget process, RCA conservatively estimated Transportation Uniform Mitigation Fee (TUMF) revenues of \$750,000 passed through from the Western Riverside Council

of Governments (WRCOG). RCA received first quarter TUMF fees during the second quarter. The amount collected is similar to the amount collected in the prior year.

Other fee revenue consists of infrastructure, civic, and flood contributions from Member Agencies and the Riverside County Flood Control and Water Conservation District (District). A small amount of other fee revenue was collected in the second quarter related to prior year projects.

Revenue is recognized on donated properties at the time of donation and at appraised value. Staff is working diligently on many land donations. Three land donations closed during the first half of the year which will be recognized once appraisals are completed. RCA funded the purchase of one property using settlement funds and received two endowment donations during the second quarter.


During the FY 2023/24 budget process, the RCA estimated interest income at \$1,156,100. RCA received the first quarter's earned interest income from the Riverside County Treasurer's Pool Investment Fund in the second quarter. Interest earnings at year-end will exceed the budget estimates.

The expenditures/expenses and other financing sources/uses categories are in line overall with the expectations of the budget with the following exceptions:

- Insurance costs were lower than the estimate used for budgeting purposes.
- Contract costs are under budget due to unused budget authority for all contracts as the amounts only relate to up to five months of charges;
- Legal costs are under budget due to unused budget authority as the amounts only relate to five months of charges;
- The County Facilities Management Department collects two months of rent in the first month of each fiscal year and does not collect rent in June. Therefore, seven months of rent were collected through mid-year resulting in 58 percent of the budget being utilized;
- Most of the assessments and HOA fees are paid on an annual basis and are not due until later quarters;
- Capital outlay expenditures is at 60% of budget relating to six properties which closed through mid-year resulting in nearly 900 acres of ARL.

**FISCAL IMPACT:**

The Santa Ana Watershed Association (SAWA) operating budget for FY 2023/24 did not include costs for additional work to be reimbursed by a developer under a separate agreement. As such additional appropriation is needed to cover those costs. Most of the costs will be covered by the reimbursement. Other miscellaneous revenue will be used to cover the remainder.

Financial Information					
In Fiscal Year Budget:	No	Year:	FY 2023/24	Amount:	\$26,700 - Appropriation
Source of Funds:	Reimbursement for Services and Other Misc Revenue			Budget Adjustment:	Yes
GL/Project Accounting No.:	51630 935300 527980 Contracts \$26,700				
Fiscal Procedures Approved:				Date:	2/22/2024

Attachments:

- 1) Quarterly Financial Statements – period ended December 31, 2023
- 2) Fiscal Year 2024 Budget Adjustments
- 3) MSHCP Fee Collection Reports



**WESTERN RIVERSIDE COUNTY REGIONAL CONSERVATION AUTHORITY**  
**QUARTERLY BUDGET TO ACTUAL**  
**2ND QUARTER**  
**FOR THE YEAR ENDED DECEMBER 31, 2023**

Amounts are subject to rounding

	<b>FY 2023/24 BUDGET</b>	<b>SECOND QUARTER ACTUAL</b>	<b>REMAINING BALANCE</b>	<b>PERCENT UTILIZATION</b>
Revenues				
Local Development Mitigation Fee	\$ 20,800,000	\$ 13,116,419	\$ (7,683,581)	63%
State and federal grants	30,640,120	2,900,000	(27,740,120)	9%
Tipping fees	3,525,000	823,227	(2,701,773)	23%
Transportation Uniform Mitigation Fee	750,000	345,500	(404,500)	46%
Other fee revenue	610,000	43,965	(566,035)	7%
Reimbursement for services	235,399	114,733	(120,666)	49%
Contributions & donations	9,264,217	8,599,059	(665,158)	93%
Other revenue	138,900	162,274	23,374	117%
Interest	1,156,100	990,699	(165,401)	86%
Total Revenues	67,119,736	27,095,875	(40,023,861)	40%
Expenditures				
Professional and support				
General administration	405,800	278,259	127,541	69%
Contracts	10,712,299	3,156,568	7,555,731	29%
Legal services	775,000	133,344	641,656	17%
Rental/lease building	211,500	123,224	88,276	58%
Assessments and fees	80,000	7,714	72,286	10%
Total Professional and support	12,184,599	3,699,111	8,485,488	30%
Capital acquisition				
Habitat acquisition and maintenance	97,019,037	58,430,726	38,588,312	60%
Other capital charges	10,000	-	10,000	0%
Total capital acquisition	97,029,037	58,430,726	38,598,312	60%
Total Expenditures	109,213,636	62,129,836	47,083,800	57%
Excess revenues over (under) expenditures	(42,093,900)	(35,033,961)	7,059,939	
Other financing sources (uses)				
Transfer in	4,345,000	-	4,345,000	0%
Transfer out	(4,345,000)	-	(4,345,000)	0%
Total other financing sources(uses)	-	-	-	0%
Net change in fund balance	(42,093,900)	(35,033,961)	7,059,939	83%
Fund balance July 1, 2023	88,122,609	111,534,105	23,411,496	127%
Fund balance December 31, 2023	\$ 46,028,709	\$ 76,500,144	\$ 30,471,435	166%

**WESTERN RIVERSIDE COUNTY REGIONAL CONSERVATION AUTHORITY**  
**QUARTERLY ACTUALS BY FUND**  
**2ND QUARTER**  
**FOR THE YEAR ENDED DECEMBER 31, 2023**

Amounts are subject to rounding

	Permanent Funds					
	General Fund	Capital Projects Fund	RCA Endowment	RCA LDMF Endowment	Donor Endowments	Combined Total
Revenues						
Local Development Mitigation Fee	\$ -	\$ 11,192,969	\$ -	\$ 1,923,450	\$ -	\$ 13,116,419
State and federal grants	-	2,900,000	-	-	-	2,900,000
Tipping fees	823,227	-	-	-	-	823,227
Transportation Uniform Mitigation Fee	-	345,500	-	-	-	345,500
Other fee revenue	43,965	-	-	-	-	43,965
Reimbursement for services	114,733	-	-	-	-	114,733
Contributions & donations	-	7,074,217	482,829	-	1,042,013	8,599,059
Other revenue	55,519	106,755	-	-	-	162,274
Interest	223,223	617,031	21,679	73,030	55,737	990,699
Total Revenues	1,260,667	22,236,471	504,508	1,996,480	1,097,750	27,095,875
Expenditures						
Professional and support						
General administration	27,070	251,189	-	-	-	278,259
Contracts	2,487,148	669,420	-	-	-	3,156,568
Legal services	28,689	104,655	-	-	-	133,344
Rental/lease building	123,224	-	-	-	-	123,224
Assessments and fees	7,714	-	-	-	-	7,714
Total Professional and support	2,673,847	1,025,264	-	-	-	3,699,111
Capital acquisition						
Habitat acquisition and maintenance	-	58,430,726	-	-	-	58,430,726
Other capital charges	-	-	-	-	-	-
Total capital acquisition	-	58,430,726	-	-	-	58,430,726
Total Expenditures	2,673,847	59,455,989	-	-	-	62,129,836
Excess revenues over (under) expenditures	(1,413,180)	(37,219,518)	504,508	1,996,480	1,097,750	(35,033,961)
Other financing sources (uses)						
Transfer in	-	-	-	-	-	-
Transfer out	-	-	-	-	-	-
Total other financing sources (uses)	-	-	-	-	-	-
Net change in fund balance	(1,413,180)	(37,219,518)	504,508	1,996,480	1,097,750	(35,033,961)
Fund balance July 1, 2023	25,070,195	70,510,950	2,203,647	7,863,442	5,885,871	111,534,105
Fund balance December 31, 2023	\$ 23,657,015	\$ 33,291,432	\$ 2,708,155	\$ 9,859,922	\$ 6,983,621	\$ 76,500,144



<b>DATE</b>	<b>March 4, 2024</b>
<b>TO</b>	<b>Auditor-Controller</b>
<b>FROM</b>	<b>Jennifer Fuller, Financial Administration Manager</b>
<b>SUBJECT</b>	<b>FISCAL YEAR 2024 BUDGET ADJUSTMENTS (FUND 51630)</b>

**Background:**

On March 4, 2024, the RCA Board of Directors approved the Fiscal Year 2024 budget adjustments contained herein.

**Requested Action:**

That the Auditor-Controller make the following budget adjustments:

**RCA Reserve Management (935300)****Increase Appropriations**

51630-935300-527980	Contracts	<u>\$26,700</u>
<b>Total Increase in Appropriations</b>		<u><b>\$26,700</b></u>

**Increase Estimated Revenues**

51630-935300-777520	Reimbursement for Services	\$25,000
51630-935300-781360	Other Misc Revenue	<u>1,700</u>
<b>Total Increase in Estimated Revenues</b>		<u><b>\$26,700</b></u>

**APPROVED BY:** \_\_\_\_\_ **DATE:** \_\_\_\_\_  
Kevin Bash, Chair  
RCA Board of Directors





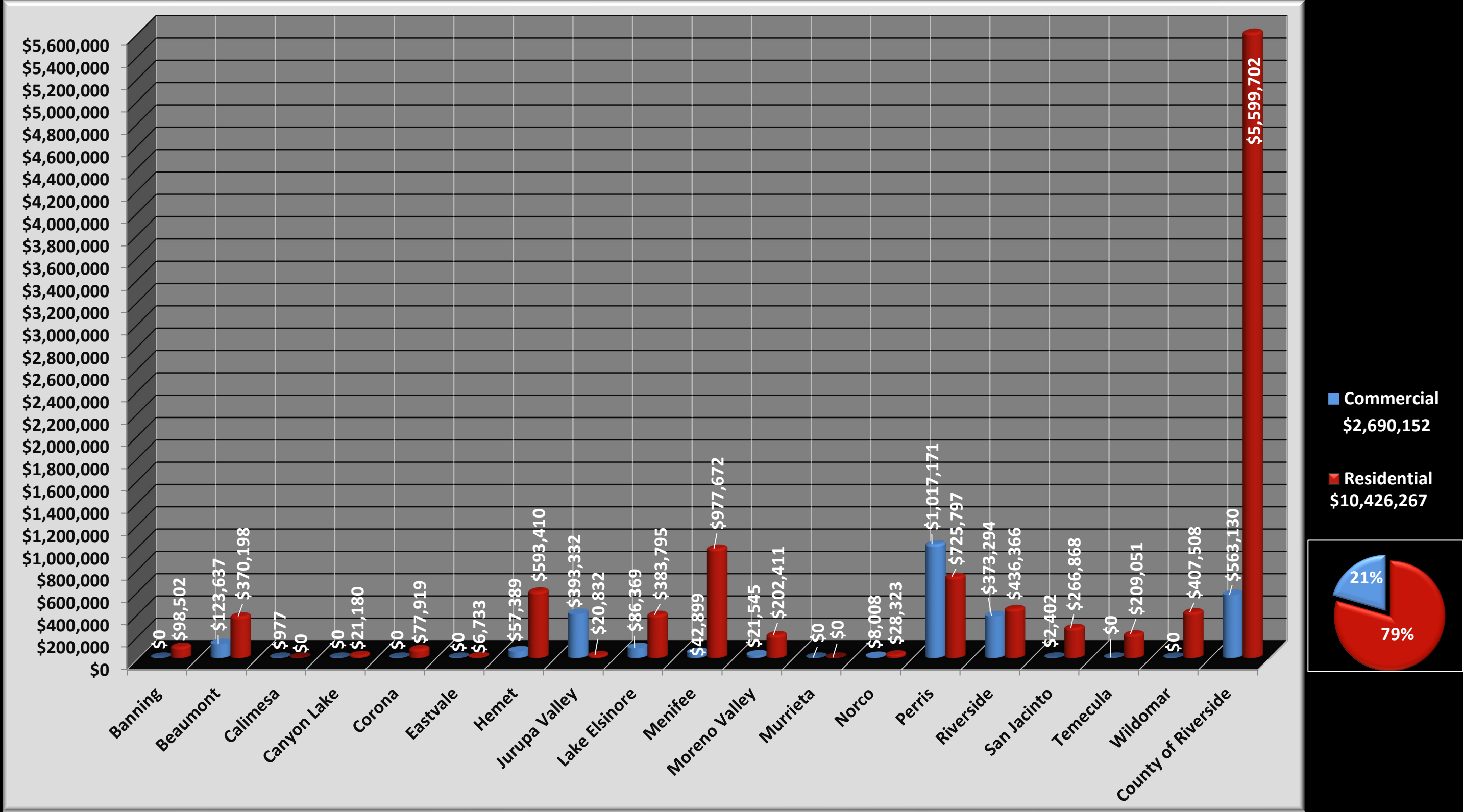
**REGIONAL CONSERVATION AUTHORITY**  
**MSHCP MITIGATION FEE COLLECTIONS BY MEMBER AGENCY**  
**SECOND QUARTER FISCAL YEAR 2024**

Note: Amounts subject to rounding

BASED ON CASH BASIS (Month reported by Member Agency)

<b>COUNTY AND CITIES:</b>	<b>JULY 2023</b>	<b>AUGUST 2023</b>	<b>SEPTEMBER 2023</b>	<b>OCTOBER 2023</b>	<b>NOVEMBER 2023</b>	<b>DECEMBER 2023</b>	<b>FY 2024 YTD TOTALS</b>	<b>%</b>
CITY OF BANNING			\$ 98,502				\$ 98,502	0.8%
CITY OF BEAUMONT		108,623	182,941	87,899	114,372		493,835	3.8%
CITY OF CALIMESA						977	977	0.0%
CITY OF CANYON LAKE				4,236	16,944		21,180	0.2%
CITY OF CORONA			23,873	22,089	31,957		77,919	0.6%
CITY OF EASTVALE				1,022		5,710	6,733	0.1%
CITY OF HEMET		51,311	152,017	70,706	221,493	155,272	650,799	5.0%
CITY OF JURUPA VALLEY		154,667	107,955	6,439	3,592	141,510	414,163	3.2%
CITY OF LAKE ELSINORE		4,236	76,967	71,301	307,157	10,503	470,164	3.6%
CITY OF MENIFEE			319,212	98,109	363,940	239,309	1,020,571	7.8%
CITY OF MORENO VALLEY			46,435	177,521			223,956	1.7%
CITY OF MURRIETA							-	0.0%
CITY OF NORCO		4,025		19,270	13,036		36,331	0.3%
CITY OF PERRIS				266,302	1,383,474	93,192	1,742,968	13.3%
CITY OF RIVERSIDE			68,155		741,505		809,660	6.2%
CITY OF SAN JACINTO		46,307	33,888	145,457	25,416	18,202	269,270	2.1%
CITY OF TEMECULA				5,991	203,060		209,051	1.6%
CITY OF WILDOMAR			224,928			182,580	407,508	3.1%
COUNTY OF RIVERSIDE	377,374	2,069,388	1,081,753	1,448,214	610,640	575,463	6,162,833	47.0%
<b>TOTAL COUNTY AND CITIES</b>	<b>\$ 377,374</b>	<b>\$ 2,438,557</b>	<b>\$ 2,416,626</b>	<b>\$ 2,424,556</b>	<b>\$ 4,036,587</b>	<b>\$ 1,422,719</b>	<b>\$ 13,116,419</b>	<b>100.0%</b>
<b>OTHER</b>								
FLOOD CONTROL							\$ -	0.0%
OTHER GOV MSHCP INFRASTRUCTURE				43,965			\$ 43,965	0.0%
OTHER GOV MSHCP CIVIC PROJECTS							\$ -	0.0%
<b>TOTAL OTHER</b>	<b>\$ -</b>	<b>\$ -</b>	<b>\$ -</b>	<b>\$ 43,965</b>	<b>\$ -</b>	<b>\$ -</b>	<b>\$ 43,965</b>	<b>0.0%</b>
<b>GRAND TOTAL</b>	<b>\$ 377,374</b>	<b>\$ 2,438,557</b>	<b>\$ 2,416,626</b>	<b>\$ 2,468,521</b>	<b>\$ 4,036,587</b>	<b>\$ 1,422,719</b>	<b>\$ 13,160,384</b>	

# Fiscal Year 2024 MSHCP Development Mitigation Fee Revenues July 1, 2023 through December 31, 2023



Note: Amounts subject to rounding

# **AGENDA ITEM 7**



<b>WESTERN RIVERSIDE COUNTY REGIONAL CONSERVATION AUTHORITY</b>	
<b>DATE:</b>	March 4, 2024
<b>TO:</b>	Western Riverside County Regional Conservation Authority
<b>FROM:</b>	Tyler Madary, Legislative Affairs Manager
<b>THROUGH:</b>	Anne Mayer, Executive Director
<b>SUBJECT:</b>	State and Federal Legislative Update

**STAFF RECOMMENDATION:**

This item is for the Board of Directors to receive and file an update on state and federal legislative affairs.

**State Update**

The California Legislature continues its busy spring season following the February 16<sup>th</sup> deadline to introduce new legislation. The Legislature will now turn its focus to holding committee hearings on legislation and the Governor's Budget proposal for Fiscal Year 2024-25. As previously reported, the Governor's Budget proposal largely leaves intact funding related to conservation and nature-based solutions, however there is a potential \$15.7 million cut to a Wildlife Conservation Board (WCB) program that funds land acquisition in support of habitat conservation. While these funds were allocated in the FY 2023-24 Budget, the Governor has proposed a reversion of those funds. RCA staff, together with the California Habitat Conservation Planning Coalition (CHCPC), will travel to Sacramento on March 11<sup>th</sup> to meet with members of the Legislature and Governor's Administration to advocate against cuts to the WCB funding program that RCA competes for. Additionally, RCA and the CHCPC will advocate for maximized funding to WCB in the proposed climate and natural resources bond, as well as for a carveout for land acquisition in support of habitat conservation within the potential bond.

On February 8<sup>th</sup>, newly elected Senate Speaker Pro Tempore Mike McGuire (Healdsburg) announced new Senate leadership and committee assignments. Senate Dave Min (Irvine) remains as chair of the Senate Natural Resources and Water Committee, while Senator Ben Allen (El Segundo) continues his chairmanship of the Senate Environmental Quality Committee.

**Regional Advocacy Meetings**

Over recent weeks and months RCA staff have conducted several meetings with district office staff from Riverside County's state legislative delegation to discuss legislative priorities for the RCA and the Riverside County Transportation Commission (RCTC). In addition to meeting with Senator Kelly Seyarto (Murrieta), meetings were held with staff from the offices of Assemblymembers Bill Essayli (Corona), Eduardo Garcia (Coachella), Corey Jackson

(Moreno Valley), Kate Sanchez (Rancho Santa Margarita), and Greg Wallis (Bermuda Dunes), as well as Senator Steve Padilla (Chula Vista). These meetings offer the opportunity to remind elected officials of the MSHCP's value for Western Riverside County – balancing growth with protecting the region's natural habitat.

### **Federal Update**

Fiscal Year 2024 Appropriations discussions continue between the House and Senate. Congress approved an additional Continuing Resolution (CR) to keep the government open at existing funding levels on January 18<sup>th</sup>. Congress has a new deadline of March 1<sup>st</sup> to pass budget legislation related to Agriculture, Energy-Water, Military Construction-Veterans Affairs, and Transportation-Housing and Urban Development, and must pass all other appropriations legislation by March 8<sup>th</sup>, or pass another CR to keep the government open. As of the publish date for this report, appropriations legislation has not been approved.

As noted above, staff have been conducting meetings with district office staff with elected officials, which includes Riverside County's federal elected representatives. Meetings were held with staff from the Offices of Senator Alex Padilla and Laphonza Butler, as well as the Office of Representative Raul Ruiz to discuss legislative priorities for RCA and RCTC. RCA and its advocates in Washington, D.C., are also engaging members of Congress and the President's Administration to advocate for the inclusion of \$100 million in Fiscal Year 2025 Appropriations funding for the Habitat Conservation Plan (HCP) Land Acquisition Grant program within the Cooperative Endangered Species Conservation Fund, also known as "Section 6".

### **FISCAL IMPACT:**

This is a policy and information item. There is no fiscal impact.

Attachment: Legislative Matrix – March 2024

**WESTERN RIVERSIDE COUNTY REGIONAL CONSERVATION AUTHORITY – POSITIONS ON STATE AND FEDERAL LEGISLATION – MARCH 2024**

<b>Legislation/ Author</b>	<b>Description</b>	<b>Bill Status</b>	<b>Position</b>	<b>Date of Board Adoption</b>
<b>AB 1567 (Garcia)</b>	Issues more than \$15.995 billion in bond funds for several projects and programs related to natural resources, including \$750 million for the Wildlife Conservation Board for projects such as land acquisition in support of habitat conservation.	Passed out of Assembly. Referred to the Senate Committees on Natural Resources and Water and Governance and Finance on June 14, 2023.  Two-year bill.  September 15, 2023	<i>Support</i>	5/1/2023
<b>SB 867 (Allen)</b>	Issues \$15.5 billion in bond funds for several projects and programs related to natural resources, including \$1 billion for the Wildlife Conservation Board for projects such as land acquisition in support of habitat conservation.	Re-referred to the Assembly Committee on Natural Resources. July 10 hearing postponed by committee.  Two-year bill.  September 15, 2023	<i>Support Based on platform</i>	5/24/2023





# **AGENDA ITEM 8**



<b>WESTERN RIVERSIDE COUNTY REGIONAL CONSERVATION AUTHORITY</b>	
<b>DATE:</b>	March 4, 2024
<b>TO:</b>	Western Riverside County Regional Conservation Authority
<b>FROM:</b>	Lisa Mobley, Administrative Services Director/Clerk of the Board
<b>THROUGH:</b>	Anne Mayer, Executive Director
<b>SUBJECT:</b>	Ratification of Chair's Appointment of Executive Committee Members

**STAFF RECOMMENDATION:**

This item is for the Board of Directors to ratify the RCA Chair's two appointments to the Executive Committee.

**BACKGROUND INFORMATION:**

Under the RCA Bylaws, at the December meeting of the Board of Directors, or as soon thereafter as practical, the Chair shall appoint two members to serve on the RCA Executive Committee for the following year.

The RCA Bylaws require that the Executive Committee have at least two and no more than three representatives representing the County.

This item is for the Board to ratify the Chair's two appointments to the Executive Committee.

Attachments:

- 1) Executive Committee Members
- 2) Bylaws Excerpt – Executive Committee Composition



## 2024 RCA EXECUTIVE COMMITTEE

Kevin Bash	City of Norco	Chair
Karen Spiegel	County District 2	Vice Chair
Natasha Johnson	City of Lake Elsinore	Immediate Past Chair
James Stewart	City of Temecula	<i>Appointed by Board 1/8/24</i>
Joseph Morabito	City of Wildomar	<i>Appointed by Board 1/8/24</i>
Vacancy		<i>To be Appointed by Chair</i>
Vacancy		<i>To be Appointed by Chair</i>

## 2023 RCA EXECUTIVE COMMITTEE

Natasha Johnson	City of Lake Elsinore	Chair
Kevin Bash	City of Norco	Vice Chair
Karen Spiegel	County District 2	<i>Appointed by Chair</i>
Kevin Jeffries	County District 1	<i>Appointed by Chair</i>
Patricia Lock Dawson	City of Riverside	<i>Appointed by Chair</i>
James Stewart	City of Temecula	<i>Appointed by Board</i>
Crystal Ruiz	City of San Jacinto	<i>Appointed by Board</i>



**WESTERN RIVERSIDE COUNTY REGIONAL CONSERVATION AUTHORITY BYLAWS (updated 03/01/2021)**

**ARTICLE IX - STANDING COMMITTEES**

A. **FORMATION.** The following Standing Committees of the RCA are hereby created:

3. **Executive Committee.** The Executive Committee shall be composed of seven (7) members and have at least two (2) and no more than three (3) representatives representing the County. The Board Chair, Vice Chair, and past Chair, if any, of the RCA shall be members of the Committee. Two members of the Executive Committee shall be selected by the Board at its first meeting in December, or as soon thereafter as practical. The remaining members shall be appointed by the Chair and ratified by the Board. The Executive Committee shall oversee RCA administrative functions, and consider such other matters as delegated to it by the Board. In the event of a vacancy in the Committee, the Chair shall appoint a replacement and said appointment shall be ratified by the Board.