



www.wrc-rca.org

EXECUTIVE COMMITTEE

The Executive Committee, consisting of the RCA Board Chairperson, Vice Chairperson, past Chairperson, and four members of the RCA Board of Directors, who oversee Authority administrative functions, staff functions, recommend staff positions, job descriptions and salaries, and consider such other matters as delegated to it by the Board.

**November 21, 2018, at 12:00 p.m.
Western Riverside County Regional Conservation Authority
Riverside Centre, RCA Conference Room
3403 Tenth Street, Suite 320
Riverside, California 92501**

EXECUTIVE COMMITTEE MEMBERS

Jonathan Ingram, Chairperson
City of Murrieta

Maryann Edwards, Vice Chairperson
City of Temecula

Jeffrey Hewitt
City of Calimesa

Natasha Johnson
City of Lake Elsinore

Crystal Ruiz
City of San Jacinto

John Tavaglione
County of Riverside, District 2

Marion Ashley
County of Riverside, District 5

Charles Landry, Executive Director



EXECUTIVE COMMITTEE AGENDA*

www.wrc-rca.org

*Action(s) may be taken on any item listed on the agenda. Non-exempt materials related to an item on this agenda submitted to the RCA Executive Committee after distribution of the agenda packet are available for public inspection at the RCA Offices, 3403 10th Street, Suite 320, Third Floor, Riverside, California, 92501, during normal business hours. Such documents are also available on the Western Riverside County Regional Conservation Authority website at www.wrc-rca.org subject to staff's ability to post the documents before the meeting. Alternative formats are available upon request by contacting the Clerk of the Board at (951) 955-9700. Notification of at least 72 hours prior to meeting time will assist staff in accommodating such requests.

Wednesday, November 21, 2018
12:00 P.M.
Riverside Centre, RCA Conference Room
3403 Tenth Street, Suite 320
Riverside, CA 92501

In compliance with the Americans with Disabilities Act and Government Code Section 54954.2, if special assistance is needed to participate in an Executive Committee meeting, please contact the Clerk of the Board at (951) 955-9700. Notification of at least 48 hours prior to meeting time will assist staff in assuring that reasonable arrangements can be made to provide accessibility at the meeting.

- 1. CALL TO ORDER**
- 2. ROLL CALL**
- 3. PUBLIC COMMENT** *At this time, members of the public can address the Executive Committee regarding any items within the subject matter jurisdiction of the RCA that are not separately listed on this agenda. Members of the public will have the opportunity to speak on agenda items at the time the item is called for discussion. No action may be taken on items not listed on the agenda unless authorized by law. Each individual speaker is limited to speak three (3) continuous minutes or less. Any person wishing to address the Executive Committee on any matter, whether or not it appears on this agenda, is requested to complete a Request to Speak Form available from the Clerk of the Board. The completed form is to be submitted to the Clerk of the Board prior to an individual being heard. Whenever possible, lengthy testimony should be presented to the Executive Committee in writing and only pertinent points presented orally. Any written documents to be distributed or presented to the Executive Committee shall be submitted to the Clerk of the Board.*
- 4. COMMITTEE MEMBER ANNOUNCEMENTS**
- 5. ADDITIONS/REVISIONS** *(The Committee may add an item to the Agenda after making a finding that there is a need to take immediate action on the item and that the item came to the attention of the Committee subsequent to the posting of the agenda. An action adding an item to the agenda requires 2/3 vote of the Committee. If there are less than 2/3 of the Committee Members present, adding an item requires a unanimous vote. Added items will be placed for discussion at the end of the agenda.)*

6. APPROVAL OF MINUTES – August 15, 2018

7. WESTERN RIVERSIDE COUNTY MSHCP FEE COLLECTION REPORT FOR OCTOBER 2018

Overview – **STAFF REPORT**

This item is for the RCA Executive Committee to:

- 1) Recommend that the RCA Board of Directors receive and file the Western Riverside County MSHCP Fee Collection Report for October 2018; and
- 2) Authorize staff to agendize this matter for the December 3, 2018, meeting of the RCA Board of Directors.

8. FISCAL YEAR 2019 FIRST QUARTER FINANCIAL REPORT

Overview – **STAFF REPORT**

This item is for the RCA Executive Committee to:

- 1) Recommend that the RCA Board of Directors receive and file the Fiscal Year 2019 First Quarter Financial Report; and
- 2) Authorize staff to agendize this matter for the December 3, 2018, meeting of the RCA Board of Directors.

9. FISCAL YEAR 2018 AUDITED FINANCIAL STATEMENTS

Overview – **STAFF REPORT**

This item is for the RCA Executive Committee to:

- 1) Recommend that the RCA Board of Directors receive and file the following reports:
 - A) Basic Financial Statements and Independent Auditors' Report for the Year ended June 30, 2018;
 - B) Single Audit Report for the year ended June 30, 2018; and
 - C) SAS 114 Report – *The Auditors' Communication with Those Charged with Governance*; and

- 2) Authorize staff to agendize this matter for the December 3, 2018, meeting of the RCA Board of Directors.

10. PROPOSED 2019 RCA BOARD OF DIRECTORS AND EXECUTIVE COMMITTEE MEETING SCHEDULE

Overview – **STAFF REPORT**

This item is for the RCA Executive Committee to:

- 1) Recommend that the RCA Board of Directors adopt the Proposed 2019 Meeting Schedule of the RCA Board of Directors and Executive Committee; and
- 2) Authorize staff to agendize this matter for the December 3, 2018, meeting of the RCA Board of Directors.

11. ELECTION OF 2019 RCA OFFICERS AND TWO MEMBERS OF THE RCA EXECUTIVE COMMITTEE

Overview – **STAFF REPORT**

That the RCA Executive Committee:

- 1) Recommend that the RCA Board of Directors hold an election for Chairperson and Vice-Chairperson for 2019;
- 2) Recommend that the RCA Board of Directors hold an election for two members of the RCA Executive Committee for 2019; and
- 3) Authorize staff to agendize this matter for the December 3, 2018, meeting of the RCA Board of Directors.

12. DISCUSSION CONCERNING WILDFIRE MANAGEMENT PROGRAM

Overview

This item is for the RCA Executive Committee to discuss and provide staff direction concerning RCA's role in the Wildfire Management Program.

RCA EXECUTIVE COMMITTEE AGENDA

Page 4 of 4

November 21, 2018

13. DISCUSSION CONCERNING PARTICIPATION IN HOMELESS TASK FORCE IN SOUTHWEST AREA

Overview

This item is for the RCA Executive Committee to discuss and provide staff direction concerning participation in Homeless Task Force in southwest area.

14. FUTURE AGENDA ITEMS: (Committee members are invited to suggest additional items to be brought forward for future discussion.)

15. ADJOURNMENT

The next meeting of the Western Riverside County Regional Conservation Authority Executive Committee will be held on Wednesday, December 19, 2018, at 12:00 p.m., at the Riverside Centre, 3403 Tenth Street, Suite 320, Third Floor, RCA Conference Room, Riverside, California, 92501.

ACRONYMS

AGENDA ITEM NO. 6

MINUTES

August 15, 2018



EXECUTIVE COMMITTEE MINUTES

www.wrc-rca.org

1. CALL TO ORDER

The meeting of the Western Riverside County Regional Conservation Authority Executive Committee Meeting was called to order by Chairman Ingram at 12:20 p.m., Wednesday, August 15, 2018, in the RCA Conference Room, 3403 Tenth Street, Suite 320, Riverside, California, 92501.

2. ROLL CALL – was taken by Rose Haro, Administrative Manager.

COMMITTEE MEMBERS PRESENT	COMMITTEE MEMBERS ABSENT
Jonathan Ingram, Chairman – City of Murrieta	John Tavaglione, County of Riverside District 2
Maryann Edwards – Vice Chairperson City of Temecula	Marion Ashley, County of Riverside District 5
Jeffrey Hewitt – City of Calimesa	
Natasha Johnson, City of Lake Elsinore	
Crystal Ruiz – City of San Jacinto	

3. PUBLIC COMMENTS

There were no public comments.

4. COMMITTEE MEMBER ANNOUNCEMENTS

Board Member Johnson thanked Chairman Ingram for his great concern for her and her family and for offering his assistance to City of Lake Elsinore during the Holy Fire.

5. ADDITIONS/REVISIONS

There were no additions/revisions to the agenda.

6. APPROVAL OF MINUTES – June 20, 2018

M/S/C (CITY OF CALIMESA/CITY OF TEMECULA) to approve the minutes of the June 20, 2018, Meeting of the Executive Committee as submitted.

(5 Ayes, 0 Nays, 0 Abstain, 2 Absent)

7. WESTERN RIVERSIDE COUNTY MSHCP FEE COLLECTION REPORTS FOR JUNE AND JULY 2018

Honey Bernas, Director of Administrative Services, reported that for the month of June 2018, the total of fee collection receipts was \$1,392,611, and for the month of July 2018, the total of fee collections receipts was \$1,950,585.

M/S/C (CITY OF SAN JACINTO/CITY OF LAKE ELSINORE) to approve this item as recommended and authorize staff to agendize this matter for the September 10, 2018, meeting of RCA Board of Directors:

- 1) Recommend that that RCA Board of Directors receive and file the Western Riverside County MSHCP Fee Collection Reports for June and July 2018; and
- 2) Authorize staff to agendize this matter for the September 10, 2018, meeting of the RCA Board of Directors.

(5 Ayes, 0 Nays, 0 Abstain, 2 Absent)

8. FISCAL YEAR 2018 PRELIMINARY FOURTH QUARTER FINANCIAL REPORT (UNAUDITED)

Honey Bernas, Director of Administrative Services, presented the Fiscal Year 2018 Fourth Quarter Financial Report, which included an Executive Summary (cash balance summary and financial statement overview), detailed financial statements, and MSHCP Fee Collections Report. She stated that as of June 30, 2018, the cash balance was \$41.3 million, which represents a \$7.9 million increase from the Fiscal Year 2017 ending cash balance. She further advised that staff anticipates a budget adjustment will be required in Fiscal Year 2019 due to certain land acquisitions that were budgeted and approved to close escrow by June 30, 2018, being delayed by property owners that were not anticipated in the Fiscal Year 2019 budget.

RCA EXECUTIVE COMMITTEE MINUTES

Page 3 of 4

August 15, 2018

M/S/C (CITY OF TEMECULA/CITY OF SAN JACINTO) to approve this item as recommended and authorize staff to agendize this matter for the September 10, 2018, meeting of the RCA Board of Directors:

- 1) Recommend that the RCA Board of Directors receive and file the Fiscal Year 2018 Preliminary Fourth Quarter Financial Report; *and*
- 2) Authorize staff to agendize this matter for the September 10, 2018, meeting of the RCA Board of Directors.

(5 Ayes, 0 Nays, 0 Abstain, 2 Absent)

9. FISCAL YEAR 2018 FOURTH QUARTER CONSULTANT REPORTS

Charles Landry, Executive Director, reported on the activities and services provided by Dudek, Geographics, Kadesh & Associates, LLP, Riverside County Regional Parks and Open-Space District, the Santa Ana Watershed Association and Douglas P. Wheeler, Hogan Lovells, US LLP, during the fourth quarter of Fiscal Year 2018.

During the reporting of the activities and services of Riverside County Regional Parks and Open-Space District with regard to homeless encampments, Chairman Ingram asked if RCA could have a representative/staff member, attend and engage with the Homeless Taskforce that was created in the southwest area.

M/S/C (CITY OF SAN JACINTO/CITY OF TEMECULA) to approve this item as recommended and authorize staff to agendize this matter for the September 10, 2018, meeting of the RCA Board of Directors:

- 1) Recommend that the RCA Board of Directors receive and file the Fiscal Year 2018 Fourth Quarter Consultant Reports; *and*
- 2) Authorize staff to agendize this matter for the September 10, 2018, meeting of the RCA Board of Directors.

(5 Ayes, 0 Nays, 0 Abstain, 2 Absent)

10. FUTURE AGENDA ITEMS: *(Committee members are invited to suggest additional items to be brought forward for future discussion.)*

Chairman Ingram suggested that a future agenda item be added to discuss RCA's participation/representation at the Homeless Taskforce meetings in the southwest area.

RCA EXECUTIVE COMMITTEE MINUTES

Page 4 of 4

August 15, 2018

11. CLOSED SESSION ITEMS:

11.1 CONFERENCE WITH REAL PROPERTY NEGOTIATOR

Pursuant to Government Code Section 54956.8

Negotiating Parties: RCA – Executive Director or Designee

Under Negotiation: Price/Terms

Item	Assessor No.	Parcel	Property Owner(s)/Agent
1	384-270-010		Anheuser Busch

After closed session, the meeting was reconvened. There were no announcements from General Counsel on closed session.

12. ADJOURNMENT

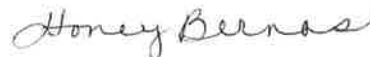
There being no other items before the Executive Committee, Chairman Ingram adjourned the meeting at 1:48 p.m. The next meeting of the Western Riverside County Regional Conservation Authority Executive Committee is scheduled for Wednesday, September 19, 2018, at 12:00 p.m. at the Riverside Centre, 3403 Tenth Street, Suite 320, Third Floor, RCA Conference Room, Riverside, California, 92501.

Prepared by:



Rose Haro
Administrative Manager

Respectfully submitted:



Honey Bernas
Clerk of the Board

AGENDA ITEM NO. 7

**WESTERN RIVERSIDE COUNTY
MSHCP FEE COLLECTION
REPORT FOR
OCTOBER 2018**

Regional Conservation Authority

**WESTERN RIVERSIDE COUNTY
MSHCP FEE COLLECTION REPORT FOR
OCTOBER 2018**

Staff Contact:

**Honey Bernas
Director of Administrative Services
(951) 955-9700**

Background:

The RCA Executive Committee directed staff to report on Western Riverside County Multiple Species Habitat Conservation Plan (MSHCP) Local Development Mitigation Fee (LDMF) Collection and Civic/Infrastructure Contribution on a monthly basis.

Attached is the report for October 2018. The report was prepared on a cash basis and, therefore, reflects the cash received by RCA during that month.

Staff Recommendations:

That the RCA Executive Committee –

- 1) Recommend that the RCA Board of Directors receive and file the Western Riverside County MSHCP Fee Collection Report for October 2018; and
- 2) Authorize staff to agendaize this matter for the December 3, 2018 meeting of the RCA Board of Directors.

Attachment

- 1) Western Riverside County MSHCP LDMF Collection and Civic/Infrastructure Contribution Report for October 2018

AGENDA ITEM NO. 7

Attachment 1

**Western Riverside County
MSHCP LDMF Collection and
Civic/Infrastructure Contribution
Report for October 2018**

**WESTERN RIVERSIDE COUNTY MSHCP LDMF COLLECTION AND CIVIC/INFRASTRUCTURE
CONTRIBUTION REPORT FOR OCTOBER 2018
CASH BASIS**

LOCAL DEVELOPMENT MITIGATION FEE COLLECTIONS						
		REMITTED			EXEMPTIONS & FEE CREDITS	
		Residential Permits	Commercial/Industrial Acres	Amount Remitted	Residential Permits	Amount
City/County	Month					
City of Banning	September - No Activity					
City of Beaumont	September	67	6.8	\$189,826		
City of Calimesa	September	6		\$12,624		
City of Canyon Lake	September	1		\$2,104		
City of Corona	September received in November					
City of Eastvale	September	28		\$37,716		
City of Hemet	September		2.1	\$14,178		
City of Jurupa Valley	September	105		\$220,920		
City of Lake Elsinore	September - No Activity					
City of Menifee	September	134	0.8	\$247,340		
City of Moreno Valley	September	29		\$61,016		
City of Murrieta	September - No Activity					
City of Norco	September - No Activity					
City of Perris	September received in November					
City of Riverside	August received in November					
City of San Jacinto	September	20		\$42,080		
City of Temecula	September		8.7	\$61,969		
City of Wildomar	September	1		\$2,104		
County of Riverside	October	111	13.7	\$333,305		
	Starfield Sycamore Investors*				8	\$15,504
Total LDMF Collections		502	32.1	\$1,225,183	8	\$15,504

CIVIC AND INFRASTRUCTURE CONTRIBUTIONS	
No Activity	
Total Civic/Infrastructure Contributions	\$0

TOTAL OCTOBER 2018 \$1,225,183

* Starfield Sycamore Investors - Fee Credit Agreement with County of Riverside. Properly exempted at \$1,938 rate.

AGENDA ITEM NO. 8

**FISCAL YEAR 2019
FIRST QUARTER
FINANCIAL REPORT**

Regional Conservation Authority**FISCAL YEAR 2019 FIRST QUARTER
FINANCIAL REPORT****Staff Contact:****Honey Bernas, Director of
Administrative Services
(951) 955-2842****Background:**

Attached is the Fiscal Year 2019 First Quarter Financial Report, which includes an Executive Summary (cash balance summary and financial statement overview), detailed financial statements, and MSHCP Fee Collections Reports.

As of September 30, 2018, the RCA acquired three new properties totaling 52 acres valued at approximately \$5,230,484. Funding for the properties included \$250,000 in Transportation Uniform Mitigation Fees (TUMF), \$3,000,000 in Measure A funds, and \$1,980,484 in MSHCP Local Development Mitigation Fees. In addition, the RCA received a 33-acre land donation from Riverside County Transportation Commission with a value of \$1,160,000.

Member Agencies remitted \$4,856,570 in developer mitigation fees to the RCA for the first quarter. This represents 32% of the budgeted mitigation revenues for the year. Should the trend continue, developer mitigation revenues could exceed the \$15,100,000 budgeted revenues.

In the Land Management and Monitoring Program, Tipping Fees of \$970,632 for the first quarter of FY2019 were 4.6% higher than FY2018 first quarter tipping fees of \$927,687. Staff projects tipping fee revenue will reach approximately \$3,282,528 at June 30, 2019, which exceeds the budgeted expectation of \$2,800,000. There has been a slight increase in out-of-county tonnage disposal annually since FY2014.

RCA learned that one staff member with longevity in service will retire at the end of this calendar year. This retirement was not considered in the original budget, and a budget adjustment, as outlined in Exhibit A, is necessary to cover the payout of accumulated leave balances. Staff anticipates that projected excess tipping fee revenue will be sufficient to cover this unexpected cost.

Staff Recommendations:

That the RCA Executive Committee –

- 1) Recommend that the RCA Board of Directors:
 - A) Receive and file the Fiscal Year 2019 First Quarter Financial Report;
 - B) Approve the budget adjustments contained in Exhibit A;
 - C) Authorize the Chairman to direct the Auditor-Controller to make the budget adjustments contained in Exhibit A;

and

- 2) Authorize staff to agendize this matter for the December 3, 2018, meeting of the RCA Board of Directors.

Attachments:

- 1) Exhibit A – Budget Adjustments
- 2) Executive Summary (Cash Balance Summary and Financial Statement Overview)
- 3) Detailed Financial Statements
- 4) MSHCP Fee Collection Report

AGENDA ITEM NO. 8
Attachment 1

Exhibit A
Budget Adjustments



DATE	December 3, 2018
TO	Auditor-Controller
FROM	Honey Bernas, Director of Administrative Services (951) 955-2842
SUBJECT	FISCAL YEAR 2019 BUDGET ADJUSTMENTS (FUND 51630)

Background:

On December 3, 2018, the RCA Board of Directors approved the Fiscal Year 2019 budget adjustments contained herein.

Requested Action:

That the Auditor-Controller make the following budget adjustments:

Land Management and Monitoring (935300)		
<u>Increase Estimated Revenues</u>		
781520	Undistributed Revenues (Tipping Fees)	\$ 180,000
<u>Increase Appropriations</u>		
510200	Payoff Permanent-Seasonal	\$ 170,000
518100	Budgeted Benefits	<u>10,000</u>
	Total Increase in Appropriations	<u>\$ 180,000</u>

APPROVED BY: _____ **DATE:** _____
Jonathan Ingram, Chairman
RCA Board of Directors

AGENDA ITEM NO. 8
Attachment 2

Executive Summary
(Cash Balance Summary
And Financial Statement
Overview)



**Regional
Conservation
Authority**
Western Riverside County

EXECUTIVE SUMMARY

Fiscal Year 2019 First Quarter Financial Report

July 1, 2018 – September 30, 2018

Preserving our open space heritage • Protecting our economy • Building our future



Cash Balance Summary

July 1, 2018 – September 30, 2018

Balance as of 7-01-18	\$ 41,330,303
Cash Receipts 7-01-18 through 9-30-18	<u>10,964,278</u>
Cash Available	52,294,581
Cash Disbursements 7-01-18 through 9-30-18	<u>(6,641,729)</u>
Cash Balance as of 9-30-18	<u>\$ 45,652,852</u>



Budget to Actual and FYE Projections

July 1, 2018 – September 30, 2018

Operations (935100)	Budget	Actual	Year-End Projections
Revenue	\$ 480,085	\$ 196,225	\$ 546,594
Appropriations:			
Salaries & Benefits	143,275	32,938	138,752
Supplies & Services	336,810	54,172	305,548
Total Appropriations	\$ 480,085	\$ 87,110	\$ 444,300
Net Operating Position	\$ 0	\$ 109,115	\$ 102,294

Budget to Actual and FYE Projections

July 1, 2018 – September 30, 2018

Land Management & Monitoring (935300)	Budget	Actual	Year-End Projections
Revenue	\$ 3,260,820	\$ 1,276,919	\$ 3,812,947
Appropriations:			
Salaries & Benefits	530,335	131,375	703,499
Supplies and Services	2,665,485	467,950	2,650,762
Other Charges	65,000	408	64,632
Total Appropriations	\$ 3,260,820	\$ 599,733	\$ 3,418,893
Net Operating Position	\$ 0	\$ 677,186	\$ 394,054

Budget to Actual and FYE Projections

July 1, 2018 – September 30, 2018

Land Acquisition (935201)	Adjusted Budget	Actual	Year-End Projections
Revenue	\$ 30,549,098	\$ 9,638,638	\$ 30,975,908
Appropriations:			
Salaries & Benefits	1,746,840	422,469	1,722,877
Supplies & Services	1,849,125	334,597	1,692,256
Interest-Notes	1,083,000	19,942	1,079,768
Capital Assets	34,370,133	6,519,691	34,343,344
Total Appropriations	\$ 39,049,098	\$ 7,296,699	\$ 38,838,245
Net Operating Position	\$ (8,500,000)	\$ 2,341,939	\$ (7,862,337)

PROPOSED BUDGET ADJUSTMENTS

Account Description	935300 Management & Monitoring
<u>Increase Estimated Revenues:</u>	
781520 Undistributed Revenues (Tipping Fees)	\$ 180,000
<u>Increase Appropriations:</u>	
510200 Payoff Permanent-Seasonal	170,000
518100 Budgeted Benefits	<u>10,000</u>
Net Increase in Appropriations	\$ 180,000



Staff Recommendations

That the RCA Executive Committee –

- 1) Recommend that the RCA Board of Directors:
 - A) Receive and file the Fiscal Year 2019 First Quarter Financial Report;
 - B) Approve the budget adjustments contained in Exhibit A;
 - C) Authorize the Chairman to direct the Auditor-Controller to make the budget adjustments contained in Exhibit A;and
- 2) Authorize staff to agendaize this matter for the December 3, 2018 meeting of the RCA Board of Directors.



AGENDA ITEM NO. 8
Attachment 3

Detailed Financial
Statements

**Regional Conservation Authority
Budget vs. Actual Comparison as of September 30, 2018
General Fund - 935100 Operations**

REVENUE

Account	Account Description	Original Budget	Actual	% of Actual to Budget	Note No.	Projection through 6/30/18	Positive (Negative) Variance with Budget
722002	Participating Special Entities	\$ 73,685	\$ 14,579	20%	1	\$ 88,264	\$ 14,579
740020	Interest-Invested Funds	116,100	39,986	34%	2	151,947	35,847
740040	Interest-Other	-	303	N/A		303	303
769240	Other Gov MSHCP Infrastructure	65,300	12,412	19%	4	65,300	-
769260	Other Gov MSHCP Civic Projects	25,000	-	0%		25,000	-
771410	Flood Control District	100,000	100,000	100%	5	100,000	-
777860	Joint Project Review	100,000	28,945	29%		115,780	15,780
Total Revenue		\$ 480,085	\$ 196,225	41%		546,594	\$ 66,509

EXPENDITURES

510040	Regular Salaries	\$ 98,665	23,250	24%		98,000	\$ 665
510440	Annual Leave Buydown	3,780	530	14%		3,620	160
515200	Retiree Health Insurance	240	60	25%		240	-
518100	Budgeted Benefits	40,590	9,098	22%		36,892	3,698
Total Appropriation 1		143,275	32,938	23%		138,752	4,523
520200	Communications	75	11	15%		44	31
520270	County Delivery Services	40	-	0%		-	40
520320	Telephone Service	45	7	16%		45	-
520940	Insurance-Other	1,370	339	25%	9	1,356	14
521360	Maint-Computer Equipment	1,260	300	24%		1,200	60
521540	Maint-Office Equipment	225	18	8%		222	3
521640	Maint-Software	355	98	28%		355	-
523100	Memberships	370	225	61%		370	-
523230	Miscellaneous Expense	2,480	552	22%		2,408	72
523620	Books/Publications	15	-	0%		15	-
523640	Computer Equip-Non Fixed Asset	315	-	0%		315	-
523660	Computer Supplies	60	-	0%		60	-
523680	Office Equip Non Fixed Assets	60	-	0%		60	-
523700	Office Supplies	300	29	10%		296	4
523760	Postage-Mailing	200	22	11%		88	112
523800	Printing/Binding	120	64	53%		120	-
523840	Computer Equipment-Software	180	4	2%		16	164
524560	Auditing and Accounting	11,185	1,957	17%	10	11,128	57
524900	GIS Services	330	75	23%	11	300	30
525020	Legal Services	90,000	8,990	10%	12	60,000	30,000
525140	Personnel Services	480	115	24%	13	460	20
525840	RCIT Device Access	925	162	18%	14	898	27
525850	RCIT Device Public	15	3	20%		12	3
526700	Rent-Lease Bldgs	5,795	1,550	27%	15	5,795	-
527780	Special Program Expense	600	27	5%		300	300
527840	Training-Education/Tuition	100	4	4%		100	-
527980	Contracts	216,150	39,244	18%	16	215,976	174
528120	Board/Commission Expense	1,920	98	5%		1,892	28
528140	Conference/Registration Fees	115	19	17%		106	9
528900	Air Transportation	195	32	16%		188	7
528960	Lodging	325	21	6%		284	41
528980	Meals	690	120	17%		680	10
529000	Miscellaneous Travel Expense	15	-	0%		15	-
529040	Private Mileage Reimbursement	500	86	17%		444	56
Total Appropriation 2		336,810	54,172	16%		305,548	31,262
Total Expenditures		480,085	87,110	18%		444,300	35,785
Net Operating Position		\$ -	\$ 109,115			\$ 102,294	\$ 102,294

Regional Conservation Authority
Budget vs. Actual Comparison as of September 30, 2018
General Fund - 935300 Land Management and Monitoring

REVENUE

Account	Account Description	Original Budget	Actual	% of Actual to Budget	Note No.	Projection through 06/30/18	Positive (Negative) Variance with Budget
722000	Participating Special Entities	\$ 104,600	\$ 29,038	28%	1	\$ 133,638	\$ 29,038
740020	Interest-Invested Funds	117,100	40,074	34%	2	156,289	39,189
741000	Rents	82,120	20,123	25%	3	83,492	1,372
769260	Other Gov MSHCP Civic Projects	25,000	-	0%		25,000	-
771410	Flood Control District	100,000	100,000	100%	5	100,000	-
781360	Other Misc. Revenue	32,000	3,052	10%	7	32,000	-
781520	Tipping Fees	2,800,000	970,632	35%	8	3,282,528	482,528
790055	Other Financing Sources	-	114,000	0%		114,000	114,000
Total Revenue		\$ 3,260,820	\$ 1,276,919	39%		\$ 3,812,947	\$ 666,127

EXPENDITURES

510040	Regular Salaries	\$ 364,320	\$ 94,198	26%		361,792	\$ 2,528
510200	Payoff Permanent-Seasonal	-	-	-		170,000	(170,000)
510440	Annual Leave Buydown	19,985	1,589	8%		19,356	629
515200	Retiree Health Insurance	875	219	25%		875	-
518100	Budgeted Benefits	145,155	35,369	24%		151,476	(6,321)
Total Appropriation 1		530,335	131,375	25%		703,499	(173,164)
520200	Communications	3,760	46	1%		3,576	184
520320	Telephone Service	240	2	1%		240	-
520940	Insurance-Other	14,130	2,061	15%	9	8,244	5,886
521360	Maint-Computer Equipment	6,720	1,600	24%		6,400	320
521500	Maint-Motor Vehicles	6,000	-	0%		6,000	-
521540	Maint-Office Equipment	1,200	96	8%		1,200	-
521640	Maint-Software	1,895	520	27%		1,800	95
523100	Memberships	2,085	1,200	58%		2,085	-
523230	Miscellaneous Expense	2,765	65	2%		2,500	265
523620	Books/Publications	80	-	0%		50	30
523640	Computer Equip-Non Fixed Asset	1,670	-	0%		1,500	170
523660	Computer Supplies	320	-	0%		320	-
523680	Office Equip Non Fixed Assets	320	-	0%		320	-
523700	Office Supplies	1,600	156	10%		1,400	200
523760	Postage-Mailing	1,040	118	11%		800	240
523800	Printing/Binding	640	343	54%		600	40
523840	Computer Equipment-Software	965	19	2%		900	65
524560	Auditing and Accounting	5,235	3,072	59%	10	5,235	-
524900	GIS Services	1,760	400	23%	11	1,600	160
525020	Legal Services	100,000	25,481	25%	12	100,000	-
525140	Personnel Services	2,560	613	24%	13	2,452	108
525840	RCIT Device Access	4,930	865	18%	14	3,760	1,170
525850	RCIT Device Public	80	15	19%		80	-
526700	Rent-Lease Bldgs	30,915	8,265	27%	15	30,915	-
527100	Fuel	4,000	-	0%		-	4,000
527780	Special Program Expense	8,200	144	2%		8,200	-
527840	Training-Education/ Tuition	530	20	4%		450	80
527980	Contracts	2,438,010	421,212	17%	16	2,437,511	499
528120	Board/Commission Expense	10,240	525	5%		10,000	240
528140	Conference/Registration Fees	3,010	96	3%		2,984	26
528900	Air Transportation	1,840	169	9%		1,676	164
528960	Lodging	3,445	114	3%		3,356	89
528980	Meals	1,510	26	2%		1,400	110
529000	Miscellaneous Travel Expense	80	-	0%		80	-
529040	Private Mileage Reimbursement	1,410	377	27%		1,508	(98)
529080	Rental Vehicles	300	-	0%		300	-
529500	Electricity	2,000	330	17%		1,320	680
Total Appropriation 2		2,665,485	467,950	18%		2,650,762	14,723
535220	Assessments & HOA	65,000	408	1%		64,632	368
Total Appropriation 3		65,000	408	1%		64,632	368
Total Expenditures		3,260,820	599,733	18%		3,418,893	(158,073)
Net Operating Position		\$ -	\$ 677,186			\$ 394,054	\$ 508,054

Regional Conservation Authority
Budget vs. Actual Comparison as of September 30, 2018
Capital Projects Fund - 935201 Land Acquisition

REVENUE

Account	Account Description	Adjusted Budget	Actual	% of Actual to Budget	Note No.	Projection through 6/30/18	Positive (Negative) Variance with Budget
711040	Measure A-Local St & Rds	\$ 3,000,000	\$ 3,000,000	100%		\$ 3,000,000	\$ -
722000	Participating Special Entities	1,755,460	90,519	5%	1	1,845,979	90,519
740020	Interest-Invested Funds	169,805	64,220	38%	2	179,816	10,011
751680	CA-Grant Revenue	1,077,000	-	0%		1,077,000	-
766600	Fed-Capital Grants and Contrib	2,000,000	-	0%		2,000,000	-
769240	Other Gov MSHCP Infrastructure	34,700	-	0%	4	34,700	-
769260	Other Gov MSHCP Civic Projects	96,800	-	0%		96,800	-
771410	Flood Control District	290,000	207,748	72%	5	290,000	-
777170	Development Mitigation Fees	15,100,000	4,856,570	32%	6	15,426,280	326,280
777600	TUMF Revenue-Developer Fees	1,000,000	250,000	25%		1,000,000	-
781220	Capital Contributions & Donations	5,662,000	1,160,000	20%	18	5,662,000	-
781360	Other Miscellaneous Revenue	70,000	9,581	14%	7	70,000	-
781850	Grants-Nongovernmental Agencies	293,333	-	0%		293,333	-
Total Revenue		\$ 30,549,098	\$ 9,638,638	32%		\$ 30,975,908	\$ 426,810

EXPENDITURES

510040	Regular Salaries	\$ 1,201,015	\$ 298,533	25%		\$ 1,194,132	\$ 6,883
510440	Annual Leave Buydown	57,135	8,475	15%		56,900	235
515200	Retiree Health Insurance	2,885	721	25%		2,885	-
518100	Budgeted Benefits	485,805	114,740	24%		468,960	16,845
Total Appropriation 1		1,746,840	422,469	24%		1,722,877	23,963
520200	Communications	2,025	256	13%		2,025	-
520320	Telephone Service	1,215	12	1%		1,148	67
520940	Insurance-Other	38,500	9,570	25%	9	38,280	220
521360	Maint-Computer Equip	34,020	8,100	24%		33,400	620
521540	Maint-Office Equipment	6,075	485	8%		5,940	135
521640	Maint-Software	9,600	2,633	27%		9,600	-
523100	Memberships	10,045	6,075	60%		10,045	-
523230	Miscellaneous Expense	10,755	329	3%		10,316	439
523620	Books/Publications	405	-	0%		300	105
523640	Computer Equip-Non Fixed Asset	8,455	-	0%		8,400	55
523660	Computer Supplies	1,620	-	0%		1,400	220
523680	Office Equip Non Fixed Assets	1,620	-	0%		1,620	-
523700	Office Supplies	8,100	790	10%		7,960	140
523760	Postage-Mailing	5,260	661	13%		5,144	116
523800	Printing/Binding	3,240	1,734	54%		3,240	-
523840	Computer Equipment-Software	4,875	97	2%		4,388	487
524560	Auditing and Accounting	112,080	20,548	18%	10	111,192	888
524900	GIS Services	8,910	2,025	23%	11	8,100	810
525020	Legal Services	680,000	108,352	16%	12	533,408	146,592
525140	Personnel Services	12,960	3,101	24%	13	12,404	556
525840	RCIT Device Access	24,945	4,377	18%	14	22,508	2,437
525850	RCIT Device Public	405	75	19%		300	105
526700	Rent-Lease Bldgs	156,490	41,840	27%	15	156,490	-
527780	Special Program Expense	16,200	729	5%		15,916	284
527840	Training-Education/Tuition	2,670	111	4%		2,444	226
527980	Contracts	580,050	115,510	20%	16	580,040	10
528120	Board/Commission Expense	51,840	2,657	5%		51,628	212
528140	Conference/Registration Fees	3,075	485	16%		2,940	135
528280	Imaging Supplies	2,500	399	16%		2,496	4
528900	Air Transportation	16,965	1,287	8%		16,148	817
528920	Car Pool Expense	500	-	0%		500	-
528960	Lodging	20,730	901	4%		20,604	126
528980	Meals	5,600	262	5%		5,048	552
529000	Miscellaneous Travel Expense	1,105	94	9%		1,076	29
529040	Private Mileage Reimbursement	5,890	1,102	19%		5,408	482
529080	Rental Vehicles	400	-	0%		400	-
Total Appropriation 2		1,849,125	334,597	18%		1,692,256	156,869
532600	Principal Payment	1,000,000	-	0%		1,000,000	-
534000	Interest Notes-Warrants	83,000	19,942	24%	17	79,768	3,232
Total Appropriation 3		1,083,000	19,942	2%		1,079,768	3,232
540040	Land	34,355,133	6,487,506	19%	18	34,308,344	46,789
540060	Improvements-Land	15,000	32,185	215%		35,000	(20,000)
Total Appropriation 4		34,370,133	6,519,691	19%		34,343,344	26,789
Total Expenditures		39,049,098	7,296,699	19%		38,838,245	210,853
Net Operating Position		\$ (8,500,000)	\$ 2,341,939			\$ (7,862,337)	\$ 637,663

Regional Conservation Authority
Notes to Financial Reports
September 30, 2018

	Operations	Land Management and Monitoring	Land Acquisition	Total RCA
REVENUES:				
1) Participating Special Entities:				
Lockheed Martin- Potrero Canyon	\$14,579	\$29,038	\$90,519	\$134,136
Total Participating Special Entities	<u>\$14,579</u>	<u>\$29,038</u>	<u>\$90,519</u>	<u>\$134,136</u>
2) Interest from Riverside County Treasurer Pool Investment Fund:				
1st quarter interest at 1.9% (Estimate)	\$39,986	\$40,074	\$64,220	\$144,280
Total Interest	<u>\$39,986</u>	<u>\$40,074</u>	<u>\$64,220</u>	<u>\$144,280</u>
3) Rent revenues from the following sources:				
Goodhart		\$1,290		
KCAA Radio		2,016		
Archery Club		750		
Cell Tower Lease		14,347		
Lockheed Lease		250		
Beekeepers		1,470		
Total Rent		<u>\$20,123</u>		
4) Infrastructure contributions from Member Agencies:				
City of Menifee-Newport Road Widening	\$12,412			
Total Infrastructure	<u>\$12,412</u>			
5) Contributions from Riverside County Flood Control:				
Moreno Valley - Sunnymead MDP Heacock	\$100,000	\$100,000	\$207,748	\$407,748
Total Flood Control	<u>\$100,000</u>	<u>\$100,000</u>	<u>\$207,748</u>	<u>\$407,748</u>
6) Mitigation fees through 09/30/18 are as follows:				
City of Banning			\$0	
City of Beaumont			290,818	
City of Calimesa			48,392	
City of Canyon Lake			6,312	
City of Corona			184,736	
City of Eastvale			138,331	
City of Hemet			24,144	
City of Jurupa Valley			477,241	
City of Lake Elsinore			33,924	
City of Menifee			348,259	
City of Moreno Valley			860,618	
City of Murrieta			-	
City of Norco			17,147	
City of Perris			195,342	
City of Riverside			512,506	
City of San Jacinto			191,464	
City of Temecula			95,633	
City of Wildomar			12,624	
County of Riverside			1,419,080	
Total Mitigation			<u>\$4,856,570</u>	

Regional Conservation Authority
Notes to Financial Reports
September 30, 2018

	Operations	Land Management and Monitoring	Land Acquisition	Total RCA
REVENUES (Continued):				
7) Miscellaneous Revenues were received as follows:				
Deposit Agreements			\$2,474	\$2,474
Access Easement Agreement			6,000	6,000
Other		3,052	1,107	4,159
Total Miscellaneous Revenues		<u>\$3,052</u>	<u>\$ 9,581</u>	<u>\$12,633</u>
8) RCA receives \$1.50 per ton for the out-of-county tonnage. In addition, RCA receives a maximum of \$400,000 annually for the in-county tonnage.				
	Tonnage	per ton		
July 2018	208,680	\$313,020		
August 2018	222,712	334,068		
September 2018 (Estimated)	215,696	323,544		
Total Tipping Fees	<u>647,088</u>	<u>\$970,632</u>		
EXPENDITURES:				
9) Insurance provided by SDRMA:				
General & Property	\$339	\$2,061	\$9,570	\$11,969
10) Auditing and Accounting consists of the following:				
Brown, Armstrong Accountancy Corp	\$1,925	\$2,900	\$19,675	\$24,500
County Auditor-Controller's Office	32	172	873	1,078
Total Auditing and Accounting	<u>\$1,957</u>	<u>\$3,072</u>	<u>\$20,548</u>	<u>\$25,578</u>
11) GIS Services				
Digital Globe	\$75	\$400	\$2,025	\$2,500
12) Legal Services as follows:				
Best, Best and Krieger	\$8,990	\$25,481	\$108,352	\$142,823
13) Personnel services by County Human Resources:				
Approx. \$1,094 per employee annually	\$115	\$613	\$3,101	\$3,829
14) RCIT Device Charges				
RCIT Monthly \$1,801	\$162	\$865	\$4,377	\$5,404
15) Rent & lease building cost:				
RCA office monthly rent \$17,218	\$1,550	\$8,265	\$41,840	\$51,655
16) Contract services are as follows:				
Dudek	\$38,949	\$4,818	\$20,297	\$64,063
Economic & Planning Systems	296	1,578	7,986	9,860
EDA Real Estate Services			27,821	27,821
Hogan Lovells			37,500	37,500
Kadesh			18,750	18,750
Parks & Open-Space Dist.-Land Mgmt.		178,664	138	178,802
Thomas Mullen (Reimbursable Expenditures)			3,018	3,018
SAWA		236,153		236,153
Total Contracts	<u>\$39,244</u>	<u>\$421,212</u>	<u>\$115,510</u>	<u>\$575,967</u>

Regional Conservation Authority
Notes to Financial Reports
September 30, 2018

Operations	Land Management and Monitoring	Land Acquisition	Total RCA
------------	--------------------------------	------------------	-----------

EXPENDITURES (CONTINUED):

17) Interest to Riverside County on Loan			
Interest rate at average 2018 Treasurer Pool Investment rate of 1.8%		\$19,942	
18) Land acquisition costs are as follows:			
Properties donated to the RCA:			
RCTC Dilworth Donation		\$1,160,000	
Subtotal Donated Properties		1,160,000	
Properties acquired:			
Emerald Aliso		4,883,504	
Andrade, Hilda		105,334	
Bentley, Jerry & Yvonne		241,646	
Consultants Costs:			
EDA Real Estate Services		94,765	
Parks & Open-Space Dist.		2,257	
Total Land Acquisition Costs		\$ 6,487,506	

AGENDA ITEM NO. 8
Attachment 4

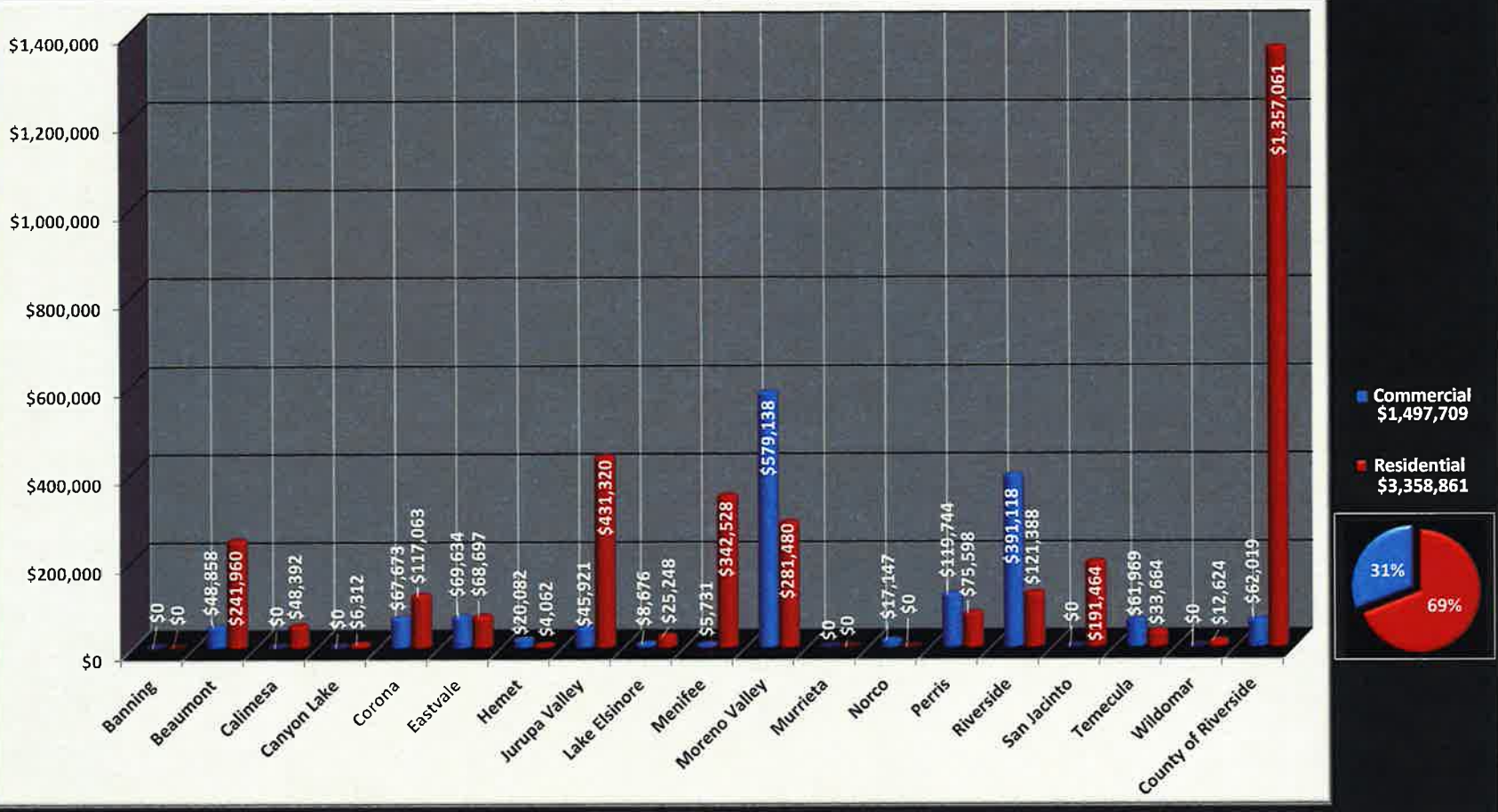
MSHCP Fee
Collection Report

REGIONAL CONSERVATION AUTHORITY
MSHCP MITIGATION FEE COLLECTIONS BY MEMBER AGENCY
FISCAL YEAR 2019

BASED ON ACCRUAL BASIS (Month reported by City)

<u>COUNTY AND CITIES:</u>	JUL 2018	AUG 2018	SEP 2018	TOTALS FY 2019	PERCENT OF TOTAL
CITY OF BANNING	\$ -	\$ -	\$ -	\$ -	0.0%
CITY OF BEAUMONT	77,848	23,144	189,826	290,818	6.0%
CITY OF CALIMESA	2,104	33,664	12,624	48,392	1.0%
CITY OF CANYON LAKE	4,208	-	2,104	6,312	0.1%
CITY OF CORONA	158,815	25,922	-	184,736	3.8%
CITY OF EASTVALE	69,634	30,981	37,716	138,331	2.8%
CITY OF HEMET	4,062	5,903	14,178	24,143	0.5%
CITY OF JURUPA VALLEY	113,249	143,072	220,920	477,241	9.8%
CITY OF LAKE ELSINORE	19,848	14,076	-	33,924	0.7%
CITY OF MENIFEE	20,967	79,952	247,340	348,259	7.2%
CITY OF MORENO VALLEY	223,889	575,713	61,016	860,618	17.7%
CITY OF MURRIETA	-	-	-	-	0.0%
CITY OF NORCO	-	17,147	-	17,147	0.4%
CITY OF PERRIS	74,432	120,910	-	195,342	4.0%
CITY OF RIVERSIDE	460,271	52,235	-	512,506	10.6%
CITY OF SAN JACINTO	75,121	74,263	42,080	191,464	3.9%
CITY OF TEMECULA	2,104	31,560	61,969	95,633	2.0%
CITY OF WILDOMAR	8,416	2,104	2,104	12,624	0.3%
COUNTY OF RIVERSIDE	410,365	219,480	789,234	1,419,080	29.2%
TOTAL COUNTY AND CITIES	\$ 1,725,333	\$ 1,450,125	\$ 1,681,112	\$ 4,856,570	100.0%
OTHER					
FLOOD CONTROL	\$ 407,748	\$ -	\$ -	\$ 407,748	97.0%
OTHER GOV MSHCP INFRASTRUCTURE	12,412	-	-	12,412	3.0%
TOTAL OTHER	\$ 420,160	\$ -	\$ -	\$ 420,160	100.0%
GRAND TOTAL	\$ 2,145,493	\$ 1,450,125	\$ 1,681,112	\$ 5,276,730	

**Fiscal Year 2019
MSHCP Development Mitigation Fee Revenues
July 1, 2018 through September 30, 2018**



AGENDA ITEM NO. 9

FISCAL YEAR 2018 AUDITED FINANCIAL STATEMENTS

Regional Conservation Authority

FISCAL YEAR 2018 AUDITED FINANCIAL STATEMENTS

Staff Contact:

**Honey Bernas
Director of Administrative Services
(951) 955-2842**

Background:

The Joint Powers Agreement creating the Western Riverside County Regional Conservation Authority (RCA) requires that an independent certified public accountant or firm perform an annual audit of the accounts and records of the RCA, and that a complete written report of such audit be filed with the Auditor Controller's Office annually, pursuant to Government Code Section 6505.

This year's audit was the second annual audit performed by Brown Armstrong Accountancy Corporation, who was awarded a three year contract to perform the RCA's audit on May 1, 2017. The Independent Auditors' Report contained in the Basic Financial Statements (page 1) indicates that the financial statements present fairly, in all material respects, the financial position of the RCA as of June 30, 2018. This opinion is considered "clean" or "unmodified," which means that the RCA's accounting and financial reporting is consistent with Generally Accepted Accounting Principles (GAAP). The "unmodified" opinion is the highest designation auditors can give.

Government Auditing Standards requires that in addition to providing an opinion on the financial statements, auditors should report on the scope and results of testing of the auditee's internal control over financial reporting and compliance with laws, regulations, and provisions of contracts or grant agreements. Staff is pleased to report that there were no reportable findings concerning the financial statements or the Authority's internal controls.

Statement on Auditing Standards No. 114, *The Auditors' Communication with Those Charged with Governance*, requires the auditor to make certain annual communications to the RCA's governing body regarding the audit of the financial statements. The attached Report on SAS 114 discloses those matters to the RCA's Board of Directors.

Staff Recommendations:

That the RCA Executive Committee –

- 1) Recommend that the RCA Board of Directors receive and file the following reports:
 - A) Basic Financial Statements with Independent Auditors' Report for the Year Ended June 30, 2018, and
 - B) SAS 114 Report - *The Auditors' Communication with Those Charged with Governance*;and
- 2) Authorize staff to agendize this matter for the December 3, 2018 meeting of the RCA Board of Directors.

Attachments:

- 1) Basic Financial Statements with Independent Auditors' Report for the Year Ended June 30, 2018
- 2) SAS 114 Report - *The Auditors' Communication with Those Charged with Governance*

AGENDA ITEM NO. 9
Attachment 1

Basic Financial Statements
With Independent
Auditors' Report for the
Year Ended
June 30, 2018

**WESTERN RIVERSIDE COUNTY
REGIONAL CONSERVATION AUTHORITY**

**BASIC FINANCIAL STATEMENTS
WITH
INDEPENDENT AUDITOR'S REPORT**

**FOR THE YEAR ENDED
JUNE 30, 2018**

TABLE OF CONTENTS

	Page
Independent Auditor's Report	1
Management's Discussion and Analysis	3
Basic Financial Statements	
Government-Wide Financial Statements	
Statement of Net Position	12
Statement of Activities	13
Fund Financial Statements	
Balance Sheet – Governmental Funds	14
Reconciliation of the Balance Sheet of Governmental Funds to the Statement of Net Position	15
Statement of Revenues, Expenditures and Changes in Fund Balances – Governmental Funds	16
Reconciliation of Statement of Revenues, Expenditures, and Changes in Fund Balances of Governmental Funds to the Statement of Activities	17
Notes to Basic Financial Statements	18
Required Supplementary Information	
Schedule of Revenues, Expenditures and Changes in Fund Balance – Budget and Actual - General Fund	33
Note to Required Supplementary Information	34
Other Report	
Independent Auditor's Report on Internal Control over Financial Reporting and On Compliance and Other Matters based on an Audit of Financial Statements Performed in Accordance with <i>Governmental Auditing Standards</i>	36



BROWN ARMSTRONG

Certified Public Accountants

INDEPENDENT AUDITOR'S REPORT

Board of Directors
Western Riverside County Regional Conservation Authority
Riverside, California

Report on the Financial Statements

We have audited the accompanying financial statements of the governmental activities and each major fund of the Western Riverside County Regional Conservation Authority (the Authority), as of and for the year ended June 30, 2018, and the related notes to the financial statements, which collectively comprise the Authority's basic financial statements as listed in the table of contents.

Management's Responsibility for the Financial Statements

Management is responsible for the preparation and fair presentation of these financial statements in accordance with accounting principles generally accepted in the United States of America; this includes the design, implementation, and maintenance of internal control relevant to the preparation and fair presentation of financial statements that are free from material misstatement, whether due to fraud or error.

Auditor's Responsibility

Our responsibility is to express opinions on these financial statements based on our audit. We conducted our audit in accordance with auditing standards generally accepted in the United States of America and the standards applicable to financial audits contained in *Government Auditing Standards*, issued by the Comptroller General of the United States. Those standards require that we plan and perform the audit to obtain reasonable assurance about whether the financial statements are free from material misstatement.

An audit involves performing procedures to obtain audit evidence about the amounts and disclosures in the financial statements. The procedures selected depend on the auditor's judgment, including the assessment of the risks of material misstatement of the financial statements, whether due to fraud or error. In making those risk assessments, the auditor considers internal control relevant to the Authority's preparation and fair presentation of the financial statements in order to design audit procedures that are appropriate in the circumstances, but not for the purpose of expressing an opinion on the effectiveness of the Authority's internal control. Accordingly, we express no such opinion. An audit also includes evaluating the appropriateness of accounting policies used and the reasonableness of significant accounting estimates made by management, as well as evaluating the overall presentation of the financial statements.

We believe that the audit evidence we have obtained is sufficient and appropriate to provide a basis for our audit opinions.

BAKERSFIELD OFFICE (MAIN OFFICE)

4200 TRUXTUN AVENUE
SUITE 300
BAKERSFIELD, CA 93309
TEL 661.324.4971
FAX 661.324.4997
EMAIL info@bacpas.com

FRESNO OFFICE

10 RIVER PARK PLACE EAST
SUITE 208
FRESNO, CA 93720
TEL 559.476.3592

LAGUNA HILLS OFFICE

23272 MILL CREEK DRIVE
SUITE 255
LAGUNA HILLS, CA 92653
TEL 949.652.5422

STOCKTON OFFICE

1919 GRAND CANAL BLVD
SUITE C6
STOCKTON, CA 95207
TEL 888.565.1040

WWW.BACPAS.COM

Opinions

In our opinion, the financial statements referred to above present fairly, in all material respects, the respective financial position of the governmental activities and each major fund of the Authority, as of June 30, 2018, and the respective changes in financial position for the year then ended in accordance with accounting principles generally accepted in the United States of America.

Other Matters

Required Supplementary Information

Accounting principles generally accepted in the United States of America require that the management's discussion and analysis and budgetary comparison information as listed in the table of contents be presented to supplement the basic financial statements. Such information, although not a part of the basic financial statements, is required by the Governmental Accounting Standards Board, who considers it to be an essential part of financial reporting for placing the basic financial statements in an appropriate operational, economic, or historical context. We have applied certain limited procedures to the required supplementary information in accordance with auditing standards generally accepted in the United States of America, which consisted of inquiries of management about the methods of preparing the information and comparing the information for consistency with management's responses to our inquiries, the basic financial statements, and other knowledge we obtained during our audit of the basic financial statements. We do not express an opinion or provide any assurance on the information because the limited procedures do not provide us with sufficient evidence to express an opinion or provide any assurance.

Other Reporting Required by Government Auditing Standards

In accordance with *Government Auditing Standards*, we have also issued our report dated November 9, 2018, on our consideration of the Authority's internal control over financial reporting and on our tests of its compliance with certain provisions of laws, regulations, contracts, and grant agreements and other matters. The purpose of that report is solely to describe the scope of our testing of internal control over financial reporting and compliance and the results of that testing, and not to provide an opinion on the effectiveness of the Authority's internal control over financial reporting or on compliance. That report is an integral part of an audit performed in accordance with *Government Auditing Standards* in considering the Authority's internal control over financial reporting and compliance.

BROWN ARMSTRONG
ACCOUNTANCY CORPORATION

Brown Armstrong
Accountancy Corporation

Bakersfield, California
November 9, 2018

WESTERN RIVERSIDE COUNTY REGIONAL CONSERVATION AUTHORITY
Management's Discussion and Analysis
June 30, 2018

As management of the Western Riverside County Regional Conservation Authority (the "Authority"), we offer this narrative overview and analysis of financial activities for the fiscal year ended June 30, 2018. Please read it in conjunction with the Authority's financial statements.

Financial Highlights

- The Authority's net position increased by \$28.7 million or 6.8% during the fiscal year. This is the amount by which total revenues exceeded total expenses for the year.
- Capital assets increased by \$19.4 million. Approximately 2,138 acres of conserved land were acquired during the year. Funding for the properties included Multiple Species Habitat Conservation Plan (MSHCP) local development mitigation fees, Measure A funds, grants, and land donations from private developers.
- Total fund balances of the Authority's governmental funds were \$46.6 million at the close of the fiscal year.

Overview of the Financial Statements

This discussion and analysis is intended to serve as an introduction to the Authority's basic financial statements. The Authority's basic financial statements consist of three components: 1) government-wide financial statements, 2) fund financial statements, and 3) notes to the basic financial statements. This report also includes supplementary information intended to furnish additional detail to support the basic financial statements themselves.

Government-wide Financial Statements

The *government-wide financial statements* are designed to provide readers with a broad overview of the Authority's finances, in a manner similar to a private-sector business.

The *statement of net position* includes all of the Authority's assets and liabilities, with the difference reported as net position. Over time, increases or decreases in net position may serve as a useful indicator of whether the financial position of the Authority is improving or deteriorating.

The *statement of activities* presents information showing how the Authority's net position changed during the most recent fiscal year. It includes all the current year's revenues and expenses, regardless of the timing of related cash flows. The government-wide financial statements report the functions of the Authority that are principally supported by mitigation contributions, intergovernmental revenues, and charges for services. The governmental activities of the Authority include general government operations, management and monitoring, and land acquisition.

The government-wide financial statements can be found on pages 12-13 of this report.

Fund Financial Statements

A fund is a grouping of related accounts that is used to maintain control over resources that have been segregated for specific activities or objectives. Fund accounting is used to ensure and demonstrate compliance with finance-related legal requirements. All of the Authority's funds are governmental funds.

Governmental funds are used to account for essentially the same functions reported as *governmental activities* in the government-wide financial statements; however, governmental fund financial statements focus on near-term inflows and outflows of spendable resources and on balances of spendable resources available at the end of the fiscal year. Such information may be useful in evaluating a government's near-term financing requirements. Since the focus of governmental funds is narrower than that of the government-wide financial statements, it is useful to compare the information presented for governmental

WESTERN RIVERSIDE COUNTY REGIONAL CONSERVATION AUTHORITY

Management's Discussion and Analysis

June 30, 2018

funds with similar information presented for governmental activities in the government-wide financial statements. As a result, readers may better understand the long-term impact of the government's near-term financing decisions. Both the governmental fund balance sheet and related statement of revenues, expenditures and changes in fund balances provide a reconciliation to facilitate this comparison between governmental funds and governmental activities.

The Authority maintains three individual governmental funds. Information is presented separately in the governmental fund balance sheet and in the related statement of revenues, expenditures and changes in fund balances for the Authority's major governmental funds comprised of the General Fund, Capital Projects Fund and Permanent Endowment Fund. The governmental fund financial statements, including the reconciliation between the fund financial statements and the government-wide financial statements, can be found on pages 14-17 of this report.

Notes to the Financial Statements

The notes provide additional information that is essential to a full understanding of the data provided in the government-wide and fund financial statements. The notes to the financial statements can be found on pages 18-31 of this report.

Other Information

The Authority adopts an annual appropriations budget for its General Fund and the Capital Projects Fund. A budgetary comparison schedule has been provided for the General Fund to demonstrate compliance with this budget.

Government-wide Financial Analysis

As noted earlier, net position may serve over time as a useful indicator of a government's financial position. In the case of the Authority, assets exceeded liabilities by \$452.0 million at the close of the most recent fiscal year.

Net Position

	As of June 30:		
	2018	2017	Change
Assets			
Capital assets	\$ 410,095,553	\$ 390,649,354	\$ 19,446,199
Other assets	51,007,384	42,604,102	8,403,282
Total assets	461,102,937	433,253,456	27,849,481
Liabilities			
Other liabilities	3,873,015	3,803,946	69,069
Long-term liabilities	5,205,742	6,091,053	(885,311)
Total liabilities	9,078,757	9,894,999	(816,242)
Net position			
Net investment in capital assets	405,940,274	385,494,075	20,446,199
Restricted	21,404,315	15,942,994	5,461,321
Unrestricted	24,679,591	21,921,388	2,758,203
Total net position	\$ 452,024,180	\$ 423,358,457	\$ 28,665,723

WESTERN RIVERSIDE COUNTY REGIONAL CONSERVATION AUTHORITY

Management's Discussion and Analysis

June 30, 2018

- By far the largest portion of the Authority's net position, \$405.9 million (89.8%), reflects its investment in capital assets (i.e., land, buildings and equipment), less any related debt used to acquire those assets that is still outstanding. During the year, the Authority acquired 2,138 acres of land, increasing capital assets and the net investment in capital assets by \$20.4 million.
- A portion of the Authority's net position, \$21.4 million (4.7%), represents resources that are subject to external restrictions on how they can be used. The remaining balance of \$24.7 million (5.5%) is unrestricted and may be used to meet the Authority's ongoing obligations.

The Authority's total program and general revenues were \$34.3 million, while the total cost of all programs was approximately \$6.1 million. Total revenues increased by \$1.4 million (4.2%) whereas the total cost of all programs increased by \$384.7 thousand (6.8%). Key elements of these changes are as follows:

Changes in Net Position

	For the Years Ended June 30:		
	2018	2017	Change
Revenues			
Program revenues			
Charges for services	\$ 153,467	\$ 114,268	\$ 39,199
Operating grants/contributions	7,780,176	7,012,285	767,891
Capital grants/contributions	26,028,535	25,588,915	439,620
General revenues			
Unrestricted investment earnings	207,928	76,368	131,560
Other general	93,918	90,673	3,245
Total revenues	34,264,024	32,882,509	1,381,515
Expenses			
General operations	433,570	354,383	79,187
Management and monitoring	2,729,978	2,538,069	191,909
Land acquisition	2,840,804	2,751,259	89,545
Interest	67,096	43,061	24,035
Total expenses	6,071,448	5,686,772	384,676
Excess before permanent	28,192,576	27,195,737	996,839
Contribution to permanent	473,147	392,067	81,080
Increase in net position	28,665,723	27,587,804	1,077,919
Net position, beginning	423,358,457	395,770,653	27,587,804
Net position, ending	\$ 452,024,180	\$ 423,358,457	\$ 28,665,723

- Charges for services consisting of joint project reviews increased by 34.3%, from \$114.3 thousand, in fiscal year 2017 to \$153.5 thousand in fiscal year 2018. The increase was caused by an increase in development which triggers an increase in joint project reviews conducted by the Authority.
- Operating grants and contributions increased by \$767.9 thousand, or 11% for the following reasons:
 - Landfill tipping fees increased by \$394 thousand, from \$3.7 million in fiscal year 2017 to \$4.1 million in fiscal year 2018. Tipping fees are contributed to the Authority from Riverside County based on out-of-county waste collected. Fiscal year 2018 represents the highest contribution to the Authority since its inception.

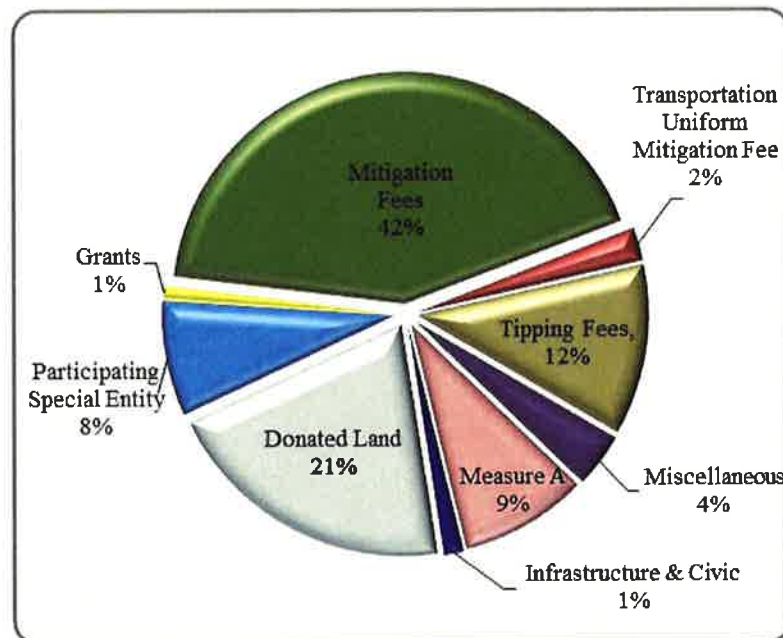
WESTERN RIVERSIDE COUNTY REGIONAL CONSERVATION AUTHORITY

Management's Discussion and Analysis

June 30, 2018

- Participating special entity fees increased by \$600.2 thousand, from \$2.2 million in fiscal year 2017 to \$2.8 million in fiscal year 2018. During the current year, the Authority received \$2.7 million and \$44 thousand, from Southern California Edison and a private corporation, respectively, as participating entities to receive MSHCP coverage for three separate construction projects. Only one project was subject to payment the prior year.
- Capital grants and contributions this year of \$26.0 million remained consistent with prior year contributions at about \$25.6 million. The following amounts represent the significant sources:
 - Developer mitigation fees increased by \$658 thousand in the current year in comparison to prior year due to increased industrial and residential development in the current year.
 - Land donations increased by \$6.0 million from prior year. In the current year, the Authority received eight land donations and two conservation easement with an acquisition value of \$7.1 million and approximately 933 acres, whereas in fiscal year 2017, five land donations and one conservation easements were received with a value of \$1.1 million and approximately 382 acres.
 - Last fiscal year, the Authority's federal and state capital grant contributions amounted to \$6.0 million. This year, although the Authority has been awarded \$2 million in federal awards from the Department of Interior, none of the properties acquired during the year were eligible for federal reimbursement, accordingly no federal or state capital grant contributions were received during fiscal year 2018. However, the RCA received a grant of \$301.3 thousand from Rivers and Land Conservancy, a non-profit organization, to fund a portion of a conserved land acquired during the year.

Total Program and General Revenues by Source



- General Operations expenses increased by \$79.2 thousand. The increase was attributable to an increase in contract payment to an environmental consultant firm for joint project reviews conducted during the year. As noted earlier, revenues from charges for services also increased this year, as contractual costs are reimbursed from the applicant of joint project review.

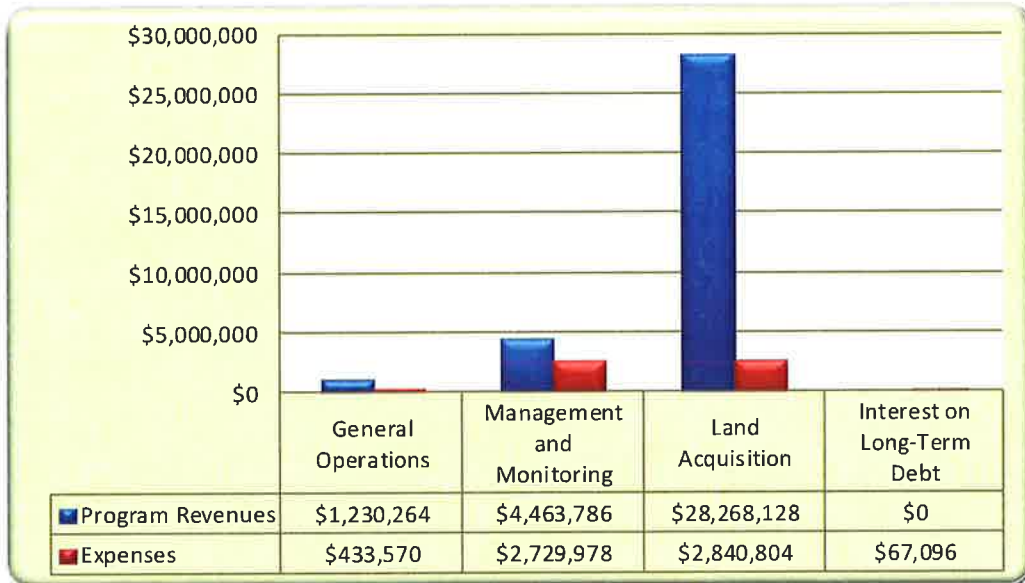
WESTERN RIVERSIDE COUNTY REGIONAL CONSERVATION AUTHORITY

Management’s Discussion and Analysis

June 30, 2018

- Land Management and Monitoring expenses increased by \$191.9 thousand, or 7.6%, which resulted from the following:
 - At the end of fiscal year 2017, the Authority hired a new ecological resources specialist. That position was fully established during fiscal year 2018, accordingly labor charges increased for the current year.
 - As discussed in Note 9, the Riverside County Regional Park and Open-Space District provides the Authority with management services of the Authority’s reserve lands. The Authority approved the addition of one park ranger dedicated to land management of reserve land.
- Land acquisition expenses increased by \$89.5 thousand, or 3.3%, primarily due to fulfilling the position of director of land acquisition which was previously vacated since fiscal year 2010.

Expenses and Program Revenues - Governmental Activities



Financial Analysis of Governmental Funds

As noted earlier, the Authority uses fund accounting to ensure and demonstrate compliance with legal requirements. The focus of the Authority’s governmental funds is to provide information on near-term inflows, outflows, and balances of spendable resources. Such information is useful in assessing the Authority’s financing requirements. In particular, unassigned fund balance may serve as a useful measure of a government’s net resources available for spending at the end of the fiscal year.

As of the end of the current fiscal year, the Authority’s governmental funds reported combined fund balance of \$46.6 million, an increase of \$8.3 million in comparison with the prior year. Approximately 50.9%, or \$23.7 million, is unassigned, which is available for spending at the Authority’s discretion. About \$4.0 million, or 8.6%, is nonspendable from permanent endowment contributions. An additional \$17.8 million, or 38.1%, constitutes restricted fund balance for land acquisition and management and monitoring programs as outlined in Note 5 to the basic financial statements. The remaining \$1.1 million has been assigned by the Authority’s Management for future management and monitoring of the reserve land.

WESTERN RIVERSIDE COUNTY REGIONAL CONSERVATION AUTHORITY

Management's Discussion and Analysis

June 30, 2018

The General Fund is the chief operating fund of the Authority. At the end of the current fiscal year, unassigned fund balance of the General Fund was \$23.7 million, while restricted fund balance was \$78.3 thousand for the management and monitoring programs. As a measure of the General Fund's liquidity, it may be useful to compare both unassigned fund balance and total fund balance to total General Fund expenditures. Unassigned fund balance represents approximately 749.0% of total General Fund expenditures, while total fund balance represents approximately 751.5% of that same amount.

The Capital Projects Fund had a \$5.0 million increase in fund balance during the current fiscal year from \$12.5 million in fiscal year 2017 to \$17.5 million in the current year. The increase was caused by an increase in development mitigation fee contributions from member agencies. The fund balance of \$17.5 million is restricted by external contributors for land acquisition and related costs.

Fund balance in the Permanent Endowment Fund increased by \$796.3 thousand. The increase was attributable to \$473.1 thousand in endowment fund contributions from private developers for future land management and maintenance of two land donations to the Authority, \$277.3 thousand in participating special entity fees allocated to the Endowments funds, and \$46 thousand in interest revenue earned for the year.

General Fund Budgetary Highlights

Original budget compared to final budget. During the year, the original budgeted revenues were increased by \$237.0 thousand in participating special entities for two certificate of inclusion reports issued during the year which were not in the original budget. Budgeted Appropriations in General Operations increased by \$50 thousand during the year to pay for increase in contractual cost associated with of joint project reviews and participating special entity reviews.

Final budget compared to actual results.

The most significant differences between estimated revenues and actual revenues were as follows:

- Landfill tipping revenues were budgeted at \$2.5 million. The County of Riverside contributes \$1.50 per ton of the tipping fees for out-of-county waste collected at the County's landfills. The out-of-county tonnage disposal this year surpassed the expectations. Thus, actual revenues of \$4.1 million exceeded the budget by \$1.6 million.
- Joint project reviews, which are reimbursements from the applicant for actual cost incurred, were budgeted at \$80 thousand for the year. An increase in development triggered an increase in reviews conducted by the Authority, thus increasing revenue proceeds as well as contractual cost associated with it.

The variance between the final budget and actual expenditures:

- Actual expenditures for services and supplies were well under the budget by approximately \$145.5 thousand for General Operations program due to savings of \$79 thousand and \$35 thousand in litigation costs and tenant improvements, respectively. Tenant improvements were not completed as previously budgeted.
- Additionally, \$431.9 thousand of appropriations savings in services and supplies were achieved for the Management and Monitoring Program. This resulted from savings in contract agreement with Riverside County Regional Park and Open-Space District for management services of the Authority's reserve lands, savings in legal representation, and savings in biological monitoring services.

WESTERN RIVERSIDE COUNTY REGIONAL CONSERVATION AUTHORITY
Management's Discussion and Analysis
June 30, 2018

Capital Assets and Debt Administration

The Authority's investment in capital assets for its governmental funds as of June 30, 2018 amounts to \$410.1 million. This investment in capital assets includes land, buildings and improvements, land improvements, vehicles, and equipment. The total increase in the Authority's capital assets was 5%.

Capital Assets

	June 30,	
	2018	2017
Land	\$ 403,471,933	\$ 385,110,843
Land acquisition in process	1,033,035	1,035,627
Conservation easements	4,408,203	3,294,526
Buildings and improvements	1,054,757	1,054,757
Land improvements	471,013	458,400
Equipment and software	494,041	414,834
Total capital assets	410,932,982	391,368,987
Less accumulated depreciation	(837,429)	(719,633)
Total capital assets, net	\$ 410,095,553	\$ 390,649,354

During the year, the Authority acquired thirty-two new properties and two conservation easement with a combined total of 2,138 acres as follows:

- The Authority received eight land donations from private developers. The donated land of approximately 570.3 acres had an acquisition value of \$6.0 million at the time of donation. In addition, the Authority received two conservation easement with an acquisition value of \$1.1 million and about 362.3 acres.
- The Authority also acquired twenty-four properties totaling 1,205.1 acres using MSHCP local development mitigation fees, Measure A funds, and Transportation Uniform Mitigation Fee funds.
- Additionally, the Authority purchased two new vehicles for management and monitoring of the land reserve.

Additional information on the Authority's capital assets can be found in Note 4 to the financial statements.

Long-term Debt

As discussed in Note 8, the Authority has an installment sale note with a private seller and a loan with the County of Riverside. The first installment payment of \$1 million was made this year toward the County's loan. In addition, net contract related payables increased by \$114.7 thousand during the year. This represents the net change in accrued annual leave balances earned by contracted staff. For additional information regarding long-term debt, see Note 8.

Economic Factors and Next Year's Budget and Rates

The MSHCP contains a provision for an annual fee adjustment based on the Consumer Price Index (Los Angeles-Riverside-Orange County), resulting in an increase of 1.97% for fiscal year 2019. This increase was incorporated into the Authority's Budget for fiscal year 2019 which was approved by the Board of Directors on May 7, 2018.

WESTERN RIVERSIDE COUNTY REGIONAL CONSERVATION AUTHORITY

Management's Discussion and Analysis

June 30, 2018

The U.S. Department of the Interior, Fish and Wildlife Service, has awarded the California Department of Fish and Wildlife \$2.0 million in Federal Cooperative Endangered Species Conservation Fund Grant funds for program years 2017 to be passed-through to the Authority upon purchase of eligible reserve land. The grant funds are restricted for land acquisition costs only.

Contacting the Authority's Financial Management

This financial report is designed to provide our citizens, taxpayers, and creditors with a general overview of the Authority's finances and to show the Authority's accountability for the money it receives. If you have questions about this report or need additional financial information, contact the office of the Western Riverside County Regional Conservation Authority, 3403 10th Street, Suite 320, Riverside, California, 92501, (951) 955-9700.

BASIC FINANCIAL STATEMENTS

WESTERN RIVERSIDE COUNTY REGIONAL CONSERVATION AUTHORITY

Statement of Net Position

June 30, 2018

	<u>Governmental Activities</u>
ASSETS	
Cash and investments (Note 2)	\$ 41,160,829
Accounts receivable, net (Note 3)	4,485,124
Interest receivable	171,870
Restricted cash and investments (Note 2)	5,189,561
Capital assets (Note 4):	
Depreciable, net	1,182,382
Nondepreciable	408,913,171
Total Assets	<u>461,102,937</u>
LIABILITIES	
Current liabilities:	
Accounts payable	236,294
Contracted labor payable	146,560
Customer deposits	1,500
Due to other governments	10,000
Unearned revenue (Note 7)	3,442,661
Accrued interest payable	36,000
Long-term liabilities (Note 8):	
Due within one year	1,347,338
Due after one year	3,858,404
Total Liabilities	<u>9,078,757</u>
NET POSITION (Note 5)	
Net investment in capital assets	405,940,274
Restricted for:	
Management and monitoring:	
Expendable	230,771
Nonexpendable	4,013,538
Land acquisition	17,160,006
Unrestricted	24,679,591
Total Net Position	<u>\$ 452,024,180</u>

The accompanying notes are an integral part of these financial statements.

WESTERN RIVERSIDE COUNTY REGIONAL CONSERVATION AUTHORITY

Statement of Activities

For the Year Ended June 30, 2018

Functions/Programs	Expenses	Program Revenues			Net (Expense) Revenue and Changes in Net Position
		Charges for Services	Operating Grants and Contributions	Capital Grants and Contributions	
Governmental Activities:					
General operations	\$ 433,570	\$ 153,467	\$ 1,076,797	\$ -	\$ 796,694
Management and monitoring	2,729,978	-	4,463,786	-	1,733,808
Land acquisition	2,840,804	-	2,239,593	26,028,535	25,427,324
Interest	67,096	-	-	-	(67,096)
Total governmental activities	<u>\$ 6,071,448</u>	<u>\$ 153,467</u>	<u>\$ 7,780,176</u>	<u>\$26,028,535</u>	<u>27,890,730</u>
General Revenues:					
Unrestricted investment earnings					207,928
Other revenue					93,918
Contributions to permanent endowment					473,147
Total general revenues					<u>774,993</u>
Change in net position					28,665,723
Net position beginning of year					<u>423,358,457</u>
Net position end of year					<u>\$ 452,024,180</u>

The accompanying notes are an integral part of these financial statements.

WESTERN RIVERSIDE COUNTY REGIONAL CONSERVATION AUTHORITY

Balance Sheet – Governmental Funds

June 30, 2018

	<u>General</u>	<u>Capital Projects</u>	<u>Permanent Endowment</u>	<u>Total</u>
ASSETS				
Cash and investments (Note 2)	\$ 22,111,645	\$ 18,915,166	\$ 134,018	\$ 41,160,829
Accounts receivable, net (Note 3)	1,966,747	2,518,377	-	4,485,124
Interest receivable	78,063	75,351	18,456	171,870
Restricted cash and investments (Note 2)	78,023	-	5,111,538	5,189,561
Total assets	<u>\$ 24,234,478</u>	<u>\$ 21,508,894</u>	<u>\$ 5,264,012</u>	<u>\$ 51,007,384</u>
LIABILITIES				
Accounts payable	\$ 161,350	\$ 74,944	\$ -	\$ 236,294
Contracted labor payable	43,755	102,805	-	146,560
Customer deposits	1,500	-	-	1,500
Due to other governments	-	10,000	-	10,000
Unearned revenue (Note 7)	220,877	2,935,428	-	3,156,305
Total liabilities	<u>427,482</u>	<u>3,123,177</u>	<u>-</u>	<u>3,550,659</u>
DEFERRED INFLOWS OF RESOURCES				
Unavailable revenue (Note 1)	-	864,960	-	864,960
Total deferred inflows of resources	<u>-</u>	<u>864,960</u>	<u>-</u>	<u>864,960</u>
FUND BALANCES (Note 5):				
Nonspendable	-	-	4,013,538	4,013,538
Restricted	78,297	17,520,757	152,474	17,751,528
Assigned	-	-	1,098,000	1,098,000
Unassigned	23,728,699	-	-	23,728,699
Total fund balances	<u>23,806,996</u>	<u>17,520,757</u>	<u>5,264,012</u>	<u>46,591,765</u>
Total liabilities, deferred inflows of resources, and fund balances	<u>\$ 24,234,478</u>	<u>\$ 21,508,894</u>	<u>\$ 5,264,012</u>	<u>\$ 51,007,384</u>

The accompanying notes are an integral part of these financial statements.

WESTERN RIVERSIDE COUNTY REGIONAL CONSERVATION AUTHORITY

**Reconciliation of the Balance Sheet of Governmental Funds
To the Statement of Net Position**

June 30, 2018

Amounts reported for *governmental activities* in the statement of net position are different because:

Total fund balances - governmental funds	\$ 46,591,765
Capital assets used in governmental activities are not financial resources and, therefore, are not reported in the governmental funds.	410,095,553
Other long-term assets are not available to pay for current period expenditures and, therefore, are reported as unavailable revenue in the governmental funds.	864,960
Unearned mitigation revenues exchanged for land, not reported in the governmental funds (Note 7).	(286,356)
Long-term liabilities are not due and payable in the current period and, therefore, are not reported in the governmental funds:	
Notes payable	(4,155,279)
Contract related payables	(1,050,463)
Accrued interest payable	<u>(36,000)</u>
Net position of governmental activities	<u>\$ 452,024,180</u>

The accompanying notes are an integral part of these financial statements.

WESTERN RIVERSIDE COUNTY REGIONAL CONSERVATION AUTHORITY

**Statement of Revenues, Expenditures and Changes in Fund Balances
Governmental Funds**

For the Year Ended June 30, 2018

	General	Capital Projects	Permanent Endowment	Total
REVENUES				
Mitigation fees (Note 6)	\$ -	\$ 14,681,852	\$ -	\$ 14,681,852
Measure A	-	3,109,946	-	3,109,946
Transportation uniform mitigation fee	-	750,000	-	750,000
Infrastructure mitigation contributions	336,949	136,767	-	473,716
Participating special entities	739,848	1,755,720	277,285	2,772,853
Landfill tipping fees	4,140,435	-	-	4,140,435
Grants-non governmental agencies	-	301,333	-	301,333
Interest	207,928	179,148	46,066	433,142
Joint project review	153,467	-	-	153,467
Miscellaneous revenue	93,918	167,958	-	261,876
Total revenues	<u>5,672,545</u>	<u>21,082,724</u>	<u>323,351</u>	<u>27,078,620</u>
EXPENDITURES				
Current:				
General operations	419,049	-	-	419,049
Management and monitoring	2,675,084	-	169	2,675,253
Land acquisition	-	2,640,131	-	2,640,131
Debt Service:				
Principal	-	1,000,000	-	1,000,000
Interest	-	56,167	-	56,167
Capital outlay	73,780	12,392,349	-	12,466,129
Total expenditures	<u>3,167,913</u>	<u>16,088,647</u>	<u>169</u>	<u>19,256,729</u>
Excess of revenues over expenditures	2,504,632	4,994,077	323,182	7,821,891
Other Financing Sources				
Contributions to permanent endowment	-	-	473,147	473,147
Total other financing sources	-	-	473,147	473,147
Net change in fund balances	2,504,632	4,994,077	796,329	8,295,038
Fund balances beginning of the year	21,302,364	12,526,680	4,467,683	38,296,727
Fund balances end of year	<u>\$ 23,806,996</u>	<u>\$ 17,520,757</u>	<u>\$ 5,264,012</u>	<u>\$ 46,591,765</u>

The accompanying notes are an integral part of these financial statements.

WESTERN RIVERSIDE COUNTY REGIONAL CONSERVATION AUTHORITY
Reconciliation of Statement of Revenues, Expenditures and Changes in Fund Balances
of Governmental Funds to the Statement of Activities
For the Year Ended June 30, 2018

Amounts reported for *governmental activities* in the statement of activities are different because:

Net change in fund balances - total governmental funds	\$ 8,295,038
--	--------------

Governmental funds report capital outlays as expenditures. However, in the statement of activities, the cost of those assets is allocated over their estimated useful lives and reported as depreciation expense:

Expenditures for capital assets	12,466,129
Donated land	7,135,300
Less current year depreciation expense	(117,797)
Less loss on disposal of assets	(37,433)

The issuance of long-term debt provides current financial resources to governmental funds, while the repayment of the principal of long-term debt consumes the current financial resources of governmental funds. Neither transaction, however, has any effect on net position:

Principal payment on long-term debt	1,000,000
-------------------------------------	-----------

Revenues in the statement of activities that do not provide current financial resources are not reported as revenues in the governmental funds.

Mitigation revenues recognized current year (Note 7)	1,968
Change in unavailable funds	48,136

Some expenses reported in the statement of activities do not require the use of current financial resources and, therefore, are not reported as expenditures in governmental funds.

Change in contract related payables	(114,689)
Change in accrued interest payable	(10,929)
Change in net position of governmental activities	\$ 28,665,723

The accompanying notes are an integral part of these financial statements.

WESTERN RIVERSIDE COUNTY REGIONAL CONSERVATION AUTHORITY
Notes to Basic Financial Statements

1. Reporting Entity and Significant Accounting Policies

The Western Riverside County Regional Conservation Authority (the “Authority”) was formed in January 2004 under a joint exercise of powers agreement between the County of Riverside (the “County”) and the Cities of Banning, Beaumont, Calimesa, Canyon Lake, Corona, Hemet, Lake Elsinore, Moreno Valley, Murrieta, Norco, Perris, Riverside, San Jacinto, and Temecula for the purpose of acquiring, administering, operating, and maintaining land and facilities for ecosystem conservation and habitat reserves for certain rare, threatened, and endangered species covered by the Western Riverside County Multiple Species Habitat Conservation Plan (MSHCP) under Article 1, Chapter 5, Division 7, Title 1 of the Government Code of the State of California. Amendment No. 3 to Joint Exercise of Powers Agreement dated April 7, 2009 annexed the Cities of Menifee and Wildomar. Amendment No. 4 to Joint Exercise of Powers Agreement dated May 5, 2011 annexed the City of Eastvale. Amendment No. 5 to Joint Exercise of Powers Agreement dated December 5, 2011 annexed the City of Jurupa Valley.

The Authority uses the County of Riverside’s accounting system to record all of its financial transactions. The accounting policies of the Authority conform to the accounting principles generally accepted in the United States of America (GAAP) as prescribed by the Governmental Accounting Standards Board (GASB).

The Authority’s Board of Directors is composed of five members of the Riverside County Board of Supervisors and one elected official from each member city. The Authority’s Board of Directors is as follows:

Jonathan Ingram	Chairperson	City of Murrieta
Maryann Edwards	Vice Chairperson	City of Temecula
Daniela Andrade	Member	City of Banning
Julio Martinez	Member	City of Beaumont
Jeffrey Hewitt	Member	City of Calimesa
Larry Greene	Member	City of Canyon Lake
Eugene Montanez	Member	City of Corona
Clint Lorimore	Member	City of Eastvale
Michael Perciful	Member	City of Hemet
Verne Lauritzen	Member	City of Jurupa Valley
Natasha Johnson	Member	City of Lake Elsinore
Matt Liesemeyer	Member	City of Menifee
Jeffrey Giba	Member	City of Moreno Valley
Kevin Bash	Member	City of Norco
David S. Rabb	Member	City of Perris
Andy Melendrez	Member	City of Riverside
Crystal Ruiz	Member	City of San Jacinto
Timothy Walker	Member	City of Wildomar
Kevin Jeffries	Member	County of Riverside, 1 st District Supervisor
John Tavaglione	Member	County of Riverside, 2 nd District Supervisor
Chuck Washington	Member	County of Riverside, 3 rd District Supervisor
V. Manuel Perez	Member	County of Riverside, 4 th District Supervisor
Marion Ashley	Member	County of Riverside, 5 th District Supervisor

WESTERN RIVERSIDE COUNTY REGIONAL CONSERVATION AUTHORITY
Notes to Basic Financial Statements

1. Reporting Entity and Significant Accounting Policies (Continued)

Measurement Focus, Basis of Accounting and Financial Statement Presentation

The *Government-wide Financial Statements* report information on all of the activities of the Authority. The government-wide financial statements are reported using the economic resources measurement focus and the accrual basis of accounting. Revenues are recorded when earned and expenses are recorded when a liability is incurred, regardless of the timing of the related cash flows. Mitigation fees are recorded as revenue in the year they are earned. Grants and similar items are recognized as revenue as soon as all eligibility requirements imposed by the provider have been met.

The *Governmental Fund Financial Statements* are reported using the current financial resources measurement focus and the modified accrual basis of accounting. Revenues are recognized as soon as they are both measurable and available. Revenues are considered to be available when they are collectible within the current period or soon enough thereafter to pay liabilities of the current period. For this purpose, the government considers revenues to be available if they are collected within 90 days of the end of the current fiscal period. Expenditures generally are recorded when a liability is incurred, as under accrual accounting. However, debt service expenditures, as well as expenditures related to the County of Riverside contracted labor services, and claims and judgments, are recorded only when payment is due. General capital asset acquisitions are reported as expenditures in governmental funds. Issuance of long-term debt is reported as other financing sources.

Interest, mitigation fees, and infrastructure mitigation contributions associated with the current fiscal period are all considered to be susceptible to accrual and so have been recognized as revenues of the current fiscal period. Entitlements are recorded as revenues when all eligibility requirements are met, including any time requirements, and the amount is received during the period or within the availability period for this revenue source. Expenditure-driven grants are recognized as revenue when the qualifying expenditures have been incurred and all other eligibility requirements have been met, and the amount is received during the period or within the availability period for this revenue source. All other revenue items are considered to be measurable and available only when cash is received by Authority.

The Authority uses funds to maintain its financial records during the year. A fund is defined as a fiscal and accounting entity with a self-balancing set of accounts. The Authority reports the following major governmental funds:

The *General Fund* is the Authority's primary operating fund. It accounts for all financial resources of the general government, except those required to be accounted for in another fund.

The *Capital Projects Fund* is used to account for the acquisition of land and construction thereon for ecosystem conservation and habitat reserve. Operating expenditures incurred for accomplishing this purpose are also accounted for in this fund.

The *Permanent Endowment Fund* is used to account for resources that are restricted to the extent that only earnings, and not principal, may be used.

As a general rule, the effect of interfund activity has been eliminated from the government-wide financial statements.

Amounts reported as *program revenues* include: 1) charges to customers or applicants who purchase, use, or directly benefit from goods, services, or privileges provided by a given function or segment; and 2) grants and contributions that are restricted to meeting the operational or capital requirements of a particular function or segment. Other items such as unrestricted interest and miscellaneous income, not properly included among program revenues, are reported as general revenues.

WESTERN RIVERSIDE COUNTY REGIONAL CONSERVATION AUTHORITY
Notes to Basic Financial Statements

1. Reporting Entity and Significant Accounting Policies (Continued)

Investment Valuation

The Authority recognizes the fair value measurement of its investments based on the hierarchy established by generally accepted accounting principles. The fair value hierarchy, which has three levels, is based on the valuation inputs used to measure an asset's fair value: Level 1 inputs are quoted prices in active markets for identical assets; Level 2 inputs are significant other observable inputs; Level 3 inputs are significant unobservable inputs. The Authority reported an unrealized loss in the amount of \$254,806 which is reported with other investment earnings as part of nonoperating revenues.

Capital Assets

Capital assets generally result from expenditures in the governmental fund. These assets are reported on the government-wide statement of net position but are not reported in the governmental fund financial statements.

Capital assets are stated at cost. Capital assets that have been donated are stated at their estimated acquisition value at the date of donation. The Authority maintains a capitalization threshold of \$5,000 for equipment, intangible assets, land improvements and construction in progress and \$1 for real property and acquisitions in progress. The cost of normal repairs and maintenance that do not add to the value of the asset or materially extend the asset's life are not capitalized. Unimproved land and conservation easements are not depreciated. Land improvements, buildings and improvements, and equipment are depreciated on a straight-line basis over the assets' estimated useful lives. The ranges of lives used for depreciation purposes for each capital asset class are as follows:

Buildings and Improvements	10 - 50 Years
Land Improvements	10 - 25 Years
Equipment	3 - 5 Years
Vehicles	6 Years
Website Development	15 Years

Deferred Inflows of Resources

Deferred inflows of resources represent an acquisition of net position that applies to a future period and so will not be recognized as an inflow of resources (revenue) until that time. The Authority has only one type of item, which arises only under the modified accrual basis of accounting, which qualifies for reporting in this category. Accordingly, the item, *unavailable revenue*, is reported only in the governmental funds balance sheet. The governmental funds report unavailable revenue of \$864,960 from transportation uniform mitigation fees as of June 30, 2018. These amounts are deferred and recognized as an inflow of resources in the period that the amounts become available.

Fund Equity

In the fund financial statements, the governmental funds report nonspendable, restricted, committed, assigned, and unassigned fund balances to show the level of constraint governing the use of the funds. Restricted fund balances are restricted for specific purposes by third parties or enabling legislation. Committed fund balances include amounts that can be used only for specific purposes determined by adoption of formal resolution by the Board of Directors (the Board). Assigned fund balances comprise amounts intended to be used by the Authority for specific purposes as determined by the Authority's management. When both restricted and unrestricted resources are available for use, it is the Authority's

WESTERN RIVERSIDE COUNTY REGIONAL CONSERVATION AUTHORITY
Notes to Basic Financial Statements

1. Reporting Entity and Significant Accounting Policies (Continued)

Fund Equity (Continued)

policy to use restricted resources first and then unrestricted resources. When unrestricted funds are available for the same purpose, it is the Authority policy to consider amounts to have been spent first out of committed funds, then assigned funds, and finally unassigned funds, as needed.

Use of Estimates

The preparation of financial statements in conformity with GAAP requires management to make estimates and assumptions that affect the amounts reported in the financial statements and disclosures made in the accompanying notes to the financial statements. While management believes these estimates are adequate, actual results could differ from those estimates.

New Accounting Pronouncements

The following Governmental Accounting Standards Board (GASB) Statements have been implemented in the current financial statements as of July 1, 2017:

GASB Statement No. 75, *Accounting and Financial Reporting for Postemployment Benefits Other Than Pensions*. The objective of this statement is to improve accounting and financial reporting by state and local governments for postemployment benefits other than pensions (other postemployment benefits or OPEB). There was no effect on the Authority's accounting or financial reporting as a result of implementing this standard.

GASB Statement No. 81, *Irrevocable Split-Interest Agreements*. The objective of this statement is to improve accounting and financial reporting for irrevocable split-interest agreements by providing recognition and measurement guidance for situations in which a government is a beneficiary of the agreement. There was no effect on the Authority's accounting or financial reporting as a result of implementing this standard.

GASB Statement No. 85, *Omnibus 2017*. This statement addresses a variety of topics including issues related to blending component units, goodwill, fair value measurement and application, and postemployment benefits. There was no effect on the Authority's accounting or financial reporting as a result of implementing this standard.

GASB Statement No. 86, *Certain Debt Extinguishment Issues*. The objective of this statement is to improve consistency in accounting and financial reporting for in-substance defeasance of debt. There was no effect on the Authority's accounting or financial reporting as a result of implementing this standard.

Future Accounting Pronouncements

The following GASB Statements have been issued prior to June 30, 2018. The Authority has not determined the effect of these statements in future financial statements:

GASB Statement No. 83, *Certain Asset Retirement Obligations*. This statement addresses accounting and financial reporting for certain asset retirement obligations. This statement is effective for fiscal years beginning after June 15, 2018.

WESTERN RIVERSIDE COUNTY REGIONAL CONSERVATION AUTHORITY
Notes to Basic Financial Statements

1. Reporting Entity and Significant Accounting Policies (Continued)

Future Accounting Pronouncements (Continued)

GASB Statement No. 84, *Fiduciary Activities*. The objective of this statement is to improve guidance regarding the identification of fiduciary activities for accounting and financial reporting purposes. This statement is effective for fiscal years beginning after December 15, 2018.

GASB Statement No. 87, *Leases*. The objective of this statement is to better meet the information needs of financial statements users by improving accounting and financial reporting for leases by governments. This statement is effective for fiscal years beginning after December 15, 2019.

GASB Statement No. 88, *Certain Disclosures Related to Debt, including Direct Borrowing and Direct Placements*. The objective of this statement is to improve the information that is disclosed in notes to the financial statements related to debt. This statement is effective for fiscal years beginning after June 15, 2018.

GASB Statement No. 89, *Accounting for Interest Cost Incurred before the End of a Construction Period*. This statement establishes accounting requirements for interest costs incurred before the end of the construction period. This statement is effective for fiscal years beginning after December 15, 2019.

GASB Statement No. 90, *Majority Equity Interests*. The primary objective of this statement is to improve consistency and comparability of reporting a government's majority equity interest in a legally separate organization. This statement is effective for fiscal years beginning after December 15, 2018.

2. Cash and Investments

Cash and investments are classified in the accompanying financial statements as follows:

Cash and investments	\$41,160,829
Restricted cash and investments	<u>5,189,561</u>
Total cash and investments	<u>\$46,350,390</u>

At June 30, 2018, cash and investments consisted of the following:

Riverside County Treasurer's Pooled Investment Fund	<u>\$46,350,390</u>
---	---------------------

Pooled cash held for land adaptive management and the improvement of burrowing owl habitat is reported as restricted cash and investments:

Cash restricted for:	
Land adaptive management endowment	\$ 5,111,538
Burrowing owl habitat	<u>78,023</u>
Total cash and investments	<u>\$ 5,189,561</u>

The Authority is a voluntary participant in the Riverside County Treasurer's Pooled Investment Fund (RCTPIF). Oversight of the RCTPIF is conducted by the County Treasury Oversight Committee. The RCTPIF pools these funds with those of other entities and invests the cash as prescribed by the California Government Code. The fair value of the Authority's investment in this pool, which approximates costs, is reported in the accompanying financial statements at amounts based upon the Authority's pro-rata share of

WESTERN RIVERSIDE COUNTY REGIONAL CONSERVATION AUTHORITY
Notes to Basic Financial Statements

2. Cash and Investments (Continued)

the fair value provided by the RCTPIF for the entire RCTPIF portfolio (in relation to the amortized cost of that portfolio). The balance available for withdrawal is based on the accounting records maintained by RCTPIF, which are recorded on an amortized cost basis and reported as cash equivalents in the statement of net position. Deposits and withdrawals to and from the RCTPIF are made on the basis of \$1 and not at fair value. Accordingly, under the fair value hierarchy, the investment with RCTPIF is uncatagorized.

Interest earned on the pooled funds is apportioned quarterly based on the average daily balance of each fund. For information regarding interest rate risk, credit risk, concentration of credit risk, and custodial credit risk of the Riverside County Treasurer's Pooled Investment Fund, refer to the County of Riverside Comprehensive Annual Financial Report. Copies of the annual financial report may be obtained from the County Auditor-Controller, 4080 Lemon Street, 11th Floor, Riverside, California, 92501.

Authorized Investments

The Authority has adopted the Riverside County Statement of Investment Policy. The following are investments authorized under the Riverside County Statement of Investment Policy, which are more limited than those authorized under the California Government Code:

Authorized Investment Type	Maximum Maturity	Maximum % of Portfolio	Credit Quality (S&P/Moody's/Fitch)
U.S. Treasury	5 Years	100%	N/A
Federal Agencies	5 Years	100%	N/A
Municipal Bonds	4 Years	15%	Long-Term AA-/Aa3/AA-
Local Agency Investment Fund (LAIF)	Daily Liquidity	\$50 million	N/A
Commercial Paper	270 Days	40%	Short-Term A-1/P-1/F-1
Local Agency Obligations	3 Years	2.5%	Investment Grade
CalTrust Short Term Fund	Daily Liquidity	1%	N/A
Negotiable Certificates of Deposit (CDs)	1 Year	25%	Short-Term A-1/P-1/F-1
Collateralized Time Deposits	1 Year	2%	N/A
Repurchase Agreements	45 Days	40% max / 25%	Short-Term A-1/P-1/F-1
Reverse Repurchase Agreements	60 Days	10%	N/A
Medium Term Notes	3 Years	20%	AA/Aa2/AA
Money Market Mutual Funds	Daily Liquidity	20%	Long-Term AAA (2 of 3 rating services)
Cash/Deposit Account	N/A	N/A	N/A

WESTERN RIVERSIDE COUNTY REGIONAL CONSERVATION AUTHORITY
Notes to Basic Financial Statements

3. Accounts Receivable

Below is the detail of receivables for the General Fund and the Capital Projects Fund, including the applicable allowances for uncollectible accounts:

	General	Capital Projects	Total
Due from other governments:			
Mitigation fees	\$ -	\$ 1,808,820	\$ 1,808,820
Infrastructure mitigation	53,865	96,796	150,661
County of Riverside	1,916,095	-	1,916,095
Transportation uniform mitigation fee	-	864,960	864,960
Subtotal	<u>1,969,960</u>	<u>2,770,576</u>	<u>4,740,536</u>
Due from others:			
Charges for services	61,697	-	61,697
Others	-	15,433	15,433
Subtotal	<u>61,697</u>	<u>15,433</u>	<u>77,130</u>
Total receivable	<u>2,031,657</u>	<u>2,786,009</u>	<u>4,817,666</u>
Less allowance for uncollectible accounts	<u>(64,910)</u>	<u>(267,632)</u>	<u>(332,542)</u>
Accounts receivable (net)	<u>\$ 1,966,747</u>	<u>\$ 2,518,377</u>	<u>\$ 4,485,124</u>

An allowance for uncollectible accounts has been established for delinquent accounts greater than 90 days and collection deemed doubtful. In the General Fund, an allowance has been created in the amount of \$35,384 in outstanding infrastructure mitigation contributions from member agencies and \$29,526 for outstanding charges for services. In the Capital Projects Fund, an allowance of \$267,632 has been established for outstanding mitigation fees from member agencies.

4. Capital Assets

Activity relating to capital assets is as follows:

	Balance June 30, 2017	Additions	Transfers	Deletions	Balance June 30, 2018
Nondepreciable assets					
Land - contributed	\$ 200,011,818	\$ 10,205,279	\$ -	\$ -	\$ 210,217,097
Land - grants	40,230,352	-	-	-	40,230,352
Land - purchased	144,868,673	7,940,482	215,329	-	153,024,484
Land - acquisition in progress	1,035,627	250,170	(215,329)	(37,433)	1,033,035
Conservation easements - contributed	2,564,525	1,091,300	-	-	3,655,825
Conservation easements - purchased	730,001	22,377	-	-	752,378
Total nondepreciable assets	<u>389,440,996</u>	<u>19,509,608</u>	<u>-</u>	<u>(37,433)</u>	<u>408,913,171</u>

WESTERN RIVERSIDE COUNTY REGIONAL CONSERVATION AUTHORITY
Notes to Basic Financial Statements

4. Capital Assets (Continued)

	Balance June 30, 2017	Additions	Transfers	Deletions	Balance June 30, 2018
Depreciable assets					
Buildings and improvements	\$ 1,054,757	\$ -	\$ -	\$ -	\$ 1,054,757
Land improvements	458,399	12,614	-	-	471,013
Equipment	129,102	5,427	-	-	134,529
Vehicles	248,087	73,780	-	-	321,867
Website development	37,645	-	-	-	37,645
Subtotal depreciable assets	1,927,990	91,821	-	-	2,019,811
Accumulated depreciation	(719,632)	(117,797)	-	-	(837,429)
Net depreciable assets	1,208,358	(25,976)	-	-	1,182,382
Total capital assets, net	\$ 390,649,354	\$ 19,483,632	\$ -	\$ (37,433)	\$ 410,095,553

Depreciation expense for the year ended June 30, 2018 is \$117,797. Depreciation expense was charged to governmental functions as follows:

General operations	\$ 3,052
Management and monitoring	43,256
Land acquisition	71,489
Total depreciation	<u>\$ 117,797</u>

5. Fund Balances/Net Position

Fund Financial Statements

The following classifications describe the relative strength of the spending constraints placed on the purposes for which resources can be used:

Nonspendable Fund Balance - Amounts that cannot be spent either because they are in nonspendable form or are required to be maintained intact. Within the Permanent Endowment Fund, the permanently nonspendable fund balance of \$4,013,538 is endowed for the accumulation of funds to be used for land adaptive management at the end of a 25-year land acquisition period.

Restricted Fund Balance - Amounts that are constrained to specific purposes by state or federal laws, or externally imposed conditions by grantors or creditors. In accordance with Government Code Section 66000, all mitigation funds have been restricted at year end for future land acquisition and related costs. In addition, external donor contributions of \$78,297 and \$19,457 have been received for improving burrowing owl habitat and fencing on specific property, respectively. Investment income earned on permanent funds of \$152,474 is restricted for management and monitoring of specific properties. Under California Probate Code Sections 18500-18509, the Authority is permitted to spend the realized and unrealized net appreciation of the fair value of investments of the Permanent Endowment Fund over the historical dollar value of the fund.

WESTERN RIVERSIDE COUNTY REGIONAL CONSERVATION AUTHORITY
Notes to Basic Financial Statements

5. Fund Balances/Net Position (Continued)

Committed Fund Balance - Amounts that can only be used for specific purposes determined by adoption of a resolution of the Authority's Board of Directors, the Authority's highest level of decision-making authority. These committed amounts cannot be used for any other purpose unless the Board removes or changes the specified uses through the same type of formal action taken to establish the commitment. As of June 30, 2018, the Authority had no committed fund balances.

Assigned Fund Balance - Amounts intended to be used by the Authority for specific purposes but are not restricted or committed. The Authority's Board of Directors delegates the authority to assign amounts to be used for specific purposes to the Authority's Executive Director. The Authority's fund balance includes \$1,098,000 in assigned fund balance toward the Permanent Endowment Fund.

Unassigned Fund Balance - These are residual positive net resources of the General Fund in excess of what can properly be classified in one of the other four categories.

Fund balance at June 30, 2018 is as follows:

Fund Balances:	General	Capital Projects	Permanent Endowment	Total
Nonspendable				
Permanent endowment funds	\$ -	\$ -	\$ 4,013,538	\$ 4,013,538
Restricted				
Management and monitoring				
Burrowing owls	78,297	-	-	78,297
Management endowment	-	-	152,474	152,474
Land acquisition programs				
Fencing	-	19,457	-	19,457
Non-development properties	-	730,678	-	730,678
Land acquisition costs	-	16,770,622	-	16,770,622
Subtotal restricted	78,297	17,520,757	152,474	17,751,528
Assigned				
Management endowment	-	-	1,098,000	1,098,000
Unassigned	23,728,699	-	-	23,728,699
Total fund balances	\$ 23,806,996	\$ 17,520,757	\$ 5,264,012	\$ 46,591,765

Net Position

Net investment in capital assets of \$405,940,274 represents the value of capital assets held at June 30, 2018, less the balance outstanding on the note and loan payable used to acquire capital assets. Of the restricted net position: \$230,771 is temporarily restricted for land and management programs such as improving burrowing owl habitat and management of certain acquired properties; \$17,160,006 is temporarily restricted for land acquisition including land cost, fencing on acquired land, and other related land costs associated with the purchase of the land; and \$4,013,538 is permanently restricted to accumulate funds to be used for land adaptive management. Unrestricted net position of \$24,679,591 represents funds available for general operations of the Authority.

WESTERN RIVERSIDE COUNTY REGIONAL CONSERVATION AUTHORITY
Notes to Basic Financial Statements

6. Mitigation Fees

The County and cities impose a development mitigation fee on all new development to support the acquisition of reserve lands. Mitigation fees collected are remitted to the Authority. Mitigation fee revenues consisted of the following for the year ended June 30, 2018:

<u>Member</u>	<u>Capital Projects Fund</u>
City of Banning	\$ 5,127
City of Beaumont	1,302,055
City of Calimesa	67,023
City of Canyon Lake	38,589
City of Corona	305,939
City of Eastvale	124,439
City of Hemet	110,650
City of Jurupa Valley	1,435,053
City of Lake Elsinore	193,047
City of Menifee	1,886,074
City of Moreno Valley	2,617,009
City of Murrieta	797,323
City of Norco	16,121
City of Perris	1,066,785
City of Riverside	477,240
City of San Jacinto	494,234
City of Temecula	316,549
City of Wildomar	261,878
County of Riverside	3,166,717
Total	<u>\$ 14,681,852</u>

7. Unearned Revenue

Unearned revenue represents amounts for which asset recognition criteria have been met, but for which revenue recognition criteria have not been met.

Governmental Fund Financials

General Fund	
Operating contributions advanced	\$ 220,877
Capital Projects Fund	
Infrastructure mitigation credit	2,836,637
Land acquisition contributions	98,791
Subtotal Capital Projects Fund	<u>2,935,428</u>
Total Governmental Funds	<u>3,156,305</u>

Government-Wide Financials

Development mitigation fee credit	286,356
Total Government-Wide	<u>\$ 3,442,661</u>

WESTERN RIVERSIDE COUNTY REGIONAL CONSERVATION AUTHORITY
Notes to Basic Financial Statements

7. Unearned Revenue (Continued)

Infrastructure mitigation credit

In December 2011, the County of Riverside advanced \$2,900,000 in future transportation infrastructure contributions to assist the Authority in the purchase of real property. The County is required to contribute 5% of certain construction costs of new roads or the widened portions of existing roads for capacity enhancements. The County and the Authority are required to track future usage of the credit based on eligible construction projects. The remaining credit balance at June 30, 2018 is \$2,836,637.

Development mitigation fee credit

The Authority entered into a development mitigation fee credit agreement with a development corporation in May 2013. The Authority granted \$3,150,000 in mitigation fee credits to the corporation in exchange for property owned by the corporation of approximately 309 acres. The mitigation fee credits may be used by the corporation to satisfy payment of future development fees within the Authority's boundaries. During the current year, the corporation applied \$1,968 in fee credits toward mitigation fees. As of June 30, 2018, \$286,356 in fee credits remains unearned.

8. Long-Term Liabilities

Long-term liability activity for the year ended June 30, 2018 was as follows:

	Beginning			Ending	Due Within
	Balance	Additions	Reductions	Balance	One Year
Installment sale note	\$ 155,279	\$ -	\$ -	\$ 155,279	\$ 155,279
County of Riverside loan	5,000,000	-	(1,000,000)	4,000,000	1,000,000
Contract related payables	935,774	279,684	(164,995)	1,050,463	192,059
Total long-term debt	<u>\$ 6,091,053</u>	<u>\$ 279,684</u>	<u>\$(1,164,995)</u>	<u>\$ 5,205,742</u>	<u>\$ 1,347,338</u>

Installment Sale Note

At June 30, 2018, the Authority had one outstanding installment sale note for the acquisition of land from a private seller. The note is non-interest bearing and is due on demand. At inception in fiscal year 2007, the Authority recorded a discount on the note payable using an effective interest rate of 3.5% percent. The discount was fully amortized in three years. The note is secured by the property acquired.

County of Riverside Loan

In December 2011, the Authority entered into a loan agreement with the County of Riverside for a principal amount of \$5,000,000. The proceeds of the note were used to fund certain land acquisitions. The Authority plans to repay the County loan using future income from landfill tipping fees, or other available sources. The loan provides for full repayment within 10 years with annual variable interest. Interest is due annually each January at a variable interest rate equal to the annual average rate of the Riverside County Treasurer's Pooled Investment rate. Principal payment of \$1,000,000 is due annually each December, starting December 28, 2018. The outstanding balance at June 30, 2018 is \$4,000,000. The average rate of the Riverside County Treasurer's Pooled Investment Fund was 1.8% as of June 30, 2018.

WESTERN RIVERSIDE COUNTY REGIONAL CONSERVATION AUTHORITY
Notes to Basic Financial Statements

8. Long-Term Liabilities (Continued)

Contract Related Payables

As discussed in Note 9, the employees working at the Authority are considered employees of the County of Riverside. County policy permits employees in some bargaining units to accumulate earned, but unused vacation, holiday, and sick pay benefits. For other bargaining units, annual leave is earned and accrued, but not vacation or sick leave. A liability for such leave is absorbed by the Authority for the contracted employees. As of June 30, 2018, the contractual liability to the County for leave balances accrued is \$1,050,463. The amount is due and payable to the County upon retirement or termination of current staff assigned to the Authority.

As of June 30, 2018, annual debt service requirements to maturity are as follows:

Year ending June 30	Installment	County of Riverside Loan	
	Sale Loan Principal	Principal	Interest
2019	\$ 155,279	1,000,000	72,000
2020	-	1,000,000	54,000
2021	-	1,000,000	36,000
2022	-	1,000,000	18,000
	<u>\$ 155,279</u>	<u>\$ 4,000,000</u>	<u>\$ 180,000</u>

9. Related Party Transactions

The Authority is involved in various business transactions with the County of Riverside, a member agency. In June 2007, the Authority entered into a service agreement with the County to provide staffing and other services. The contract expires May 2022. The employees working at the Authority are employees of the County working under contract. All benefits of the staff are established and amended through negotiations between the County and the respective unions. The Authority reimburses the County for the actual salaries and benefits of the staff dedicated to the Authority's daily operations. In addition, the Authority reimburses the County for costs associated with office rental space, real estate support, information technology support, central mail, parking services, and other administrative support expenditures as necessary.

During the year ended June 30, 2018, the Authority paid \$3,117,225 for such County services as follows:

Service	Amount
Contractual labor and benefits	\$ 2,126,283
Real estate services	732,162
Office space rental	202,567
Information technology	27,047
Other administrative support	29,166
	<u>\$ 3,117,225</u>

WESTERN RIVERSIDE COUNTY REGIONAL CONSERVATION AUTHORITY
Notes to Basic Financial Statements

9. Related Party Transactions (Continued)

In January 2006, the Authority entered into a separate MSHCP Reserve Management agreement, with the Riverside County Regional Park and Open-Space District (“District”), a component unit of the County of Riverside. The District provides the Authority with management services of the Authority’s reserve lands including protection, maintenance and enhancements. The contract is to expire January 31, 2031 and is cancelable with written notice of six months. During the current year, the Authority paid \$945,701 to the District under this agreement.

As disclosed in Note 8, the Authority and the County of Riverside entered into a loan agreement in the amount of \$5,000,000. The loan will be repaid in ten years with variable interest rate equal to the Riverside County Treasurer’s Pooled Investment Fund rate. During the year, the Authority paid \$56,167 and \$1,000,000, in interest and principal, respectively, to the County.

10. Commitments and Contingencies

As of June 30, 2018 the Authority has entered into various land acquisition agreements with multiple private sellers to acquire properties in phases. The Authority has committed capital project funds to acquire land in the following fiscal years:

<u>Fiscal Year</u>	<u>Land</u>
2019	\$ 5,358,504
2020	14,550,647
2021	<u>100,000</u>
Total	<u>\$ 20,009,151</u>

The Authority has entered into separate funding agreements with local governments and agencies to contribute \$6,000,000 toward the above land acquisition commitments.

Amounts received or receivable from grant agencies are subject to audit and adjustment by grantor agencies. Any disallowed claims, including amounts already collected, may constitute a liability of the Authority. The amount, if any, of expenditures which may be disallowed by the grantor cannot be determined at this time although the Authority expects such amounts, if any, to be immaterial.

11. Risk Management

The Authority is exposed to various risks of loss related to torts; theft of, damage to, and destruction of assets; errors and omissions; injuries to employees; and natural disasters. The Authority is a member of the Special District Risk Management Authority (SDRMA), a public entity risk pool formed under California Government Code Section 6500 et seq. The Authority’s participation in the general liability program, public officials and employee errors and omissions, auto liability, employee benefits liability, and employment practice liability program of SDRMA provides coverage up to \$10,000,000 per occurrence.

Contracted staff at the Authority are employees of the County of Riverside and are covered by the County's workers' compensation program. The County's workers' compensation program is a self- insured program, providing statutory limits of coverage as required by the State of California.

During the year ending June 30, 2018, the Authority had no settlements exceeding insurance coverage. For the past three years, settlements or judgment amounts have not exceeded insurance provided for the Authority.

WESTERN RIVERSIDE COUNTY REGIONAL CONSERVATION AUTHORITY
Notes to Basic Financial Statements

12. Subsequent Events

Subsequent events have been evaluated through November 9, 2018, which is the date of the basic financial statements were available to be issued. The following events occurred that would require disclosure:

- The Authority received a land donation of approximately 33 conservation acres with a market value of \$1,160,000.
- The Authority purchased seven new properties totaling approximately 290 acres with a combined value of \$6,147,958.

REQUIRED SUPPLEMENTARY INFORMATION

WESTERN RIVERSIDE COUNTY REGIONAL CONSERVATION AUTHORITY

**Schedule of Revenues, Expenditures and Changes in Fund Balance –
Budget and Actual - General Fund**

For the Year Ended June 30, 2018

	<u>Budgeted Amounts</u>		<u>Actual Amount</u>	<u>Variance with Final Budget</u>
	<u>Original</u>	<u>Final</u>		
REVENUES				
Infrastructure mitigation contributions	\$ 360,000	\$ 360,000	\$ 336,949	\$ (23,051)
Participating special entities	546,040	783,040	739,848	(43,192)
Landfill tipping fees	2,500,000	2,500,000	4,140,435	1,640,435
Interest	180,695	180,695	207,928	27,233
Joint project review	80,000	80,000	153,467	73,467
Miscellaneous revenue	87,610	87,610	93,918	6,308
Total revenues	<u>3,754,345</u>	<u>3,991,345</u>	<u>5,672,545</u>	<u>1,681,200</u>
EXPENDITURES				
General operations				
Current:				
Contractual labor	141,785	141,785	125,488	16,297
Services and supplies	389,080	439,080	293,561	145,519
Subtotal general operations	<u>530,865</u>	<u>580,865</u>	<u>419,049</u>	<u>161,816</u>
Management and monitoring				
Current:				
Contractual labor	551,610	551,610	519,588	32,022
Services and supplies	2,545,870	2,545,870	2,113,941	431,929
Taxes and assessments	46,000	46,000	41,555	4,445
Capital outlay	80,000	80,000	73,780	6,220
Subtotal management and monitoring	<u>3,223,480</u>	<u>3,223,480</u>	<u>2,748,864</u>	<u>474,616</u>
Total expenditures	<u>3,754,345</u>	<u>3,804,345</u>	<u>3,167,913</u>	<u>636,432</u>
Net change in fund balance	-	187,000	2,504,632	2,317,632
Fund balance beginning of the year	<u>21,302,364</u>	<u>21,302,364</u>	<u>21,302,364</u>	<u>-</u>
Fund balance end of year	<u>\$ 21,302,364</u>	<u>\$ 21,489,364</u>	<u>\$ 23,806,996</u>	<u>\$ 2,317,632</u>

See accompanying notes to the required supplementary information.

WESTERN RIVERSIDE COUNTY REGIONAL CONSERVATION AUTHORITY

Note to Required Supplementary Information


June 30, 2018

Budget and Budgetary Process

The Authority's Board of Directors approves each year's budget submitted by the Executive Director prior to the beginning of the fiscal year. The appropriations budget is prepared for each budget unit: general operations, management and monitoring, and land acquisition. The General Fund consists of the general operations and management and monitoring units, whereas the Capital Projects Fund consists of the land acquisition unit. The level on which expenditures may not legally exceed appropriations is the budget unit level. Budgets for the various budget units are adopted on a basis consistent with accounting principles generally accepted in the United States of America (GAAP).

The Authority's Executive Director is authorized to make transfers and revisions of appropriations within a budget unit provided, however, that the total appropriations for each budget unit do not increase or decrease the amount approved in the budget resolution.

OTHER REPORT



BROWN ARMSTRONG

Certified Public Accountants

INDEPENDENT AUDITOR'S REPORT ON INTERNAL CONTROL OVER FINANCIAL REPORTING AND ON COMPLIANCE AND OTHER MATTERS BASED ON AN AUDIT OF FINANCIAL STATEMENTS PERFORMED IN ACCORDANCE WITH GOVERNMENT AUDITING STANDARDS

BAKERSFIELD OFFICE (MAIN OFFICE)

4200 TRUXTUN AVENUE
SUITE 300
BAKERSFIELD, CA 93309
TEL 661.324.4971
FAX 661.324.4997
EMAIL info@bacpas.com

FRESNO OFFICE

10 RIVER PARK PLACE EAST
SUITE 208
FRESNO, CA 93720
TEL 559.476.3592

LAGUNA HILLS OFFICE

23272 MILL CREEK DRIVE
SUITE 255
LAGUNA HILLS, CA 92653
TEL 949.652.5422

STOCKTON OFFICE

1919 GRAND CANAL BLVD
SUITE C6
STOCKTON, CA 95207
TEL 888.565.1040

WWW.BACPAS.COM

Board of Directors
Western Riverside County Regional Conservation Authority
Riverside, California

We have audited, in accordance with the auditing standards generally accepted in the United States of America and the standards applicable to financial audits contained in *Government Auditing Standards* issued by the Comptroller General of the United States, the financial statements of the Western Riverside County Regional Conservation Authority (Authority) as of and for the year ended June 30, 2018, and the related notes to the financial statements, which collectively comprise the Authority's basic financial statements, and have issued our report thereon dated November 9, 2018.

Internal Control Over Financial Reporting

In planning and performing our audit of the financial statements, we considered the Authority's internal control over financial reporting (internal control) to determine the audit procedures that are appropriate in the circumstances for the purpose of expressing our opinions on the financial statements, but not for the purpose of expressing an opinion on the effectiveness of the Authority's internal control. Accordingly, we do not express an opinion on the effectiveness of the Authority's internal control.

A deficiency in internal control exists when the design or operation of a control does not allow management or employees, in the normal course of performing their assigned functions, to prevent, or detect and correct, misstatements on a timely basis. *A material weakness* is a deficiency, or a combination of deficiencies, in internal control such that there is a reasonable possibility that a material misstatement of the Authority's financial statements will not be prevented, or detected and corrected on a timely basis. *A significant deficiency* is a deficiency, or a combination of deficiencies, in internal control that is less severe than a material weakness, yet important enough to merit attention by those charged with governance.

Our consideration of internal control was for the limited purpose described in the first paragraph of this section and was not designed to identify all deficiencies in internal control that might be material weaknesses or significant deficiencies. Given these limitations, during our audit we did not identify any deficiencies in internal control that we consider to be material weaknesses. However, material weaknesses may exist that have not been identified.

Compliance and Other Matters

As part of obtaining reasonable assurance about whether the Authority's financial statements are free from material misstatement, we performed tests of its compliance with certain provisions of laws, regulations, contracts, and grant agreements, noncompliance with which could have a direct and material effect on the determination of financial statement amounts. However, providing an opinion on compliance with those provisions was not an objective of our audit and, accordingly, we do not express such an opinion. The results of our tests disclosed no instances of noncompliance or other matters that are required to be reported under *Government Auditing Standards*.

Purpose of this Report

The purpose of this report is solely to describe the scope of our testing of internal control and compliance and the results of that testing, and not to provide an opinion on the effectiveness of the Authority's internal control or on compliance. This report is an integral part of an audit performed in accordance with *Government Auditing Standards* in considering the Authority's internal control and compliance. Accordingly, this report is not suitable for any other purpose.

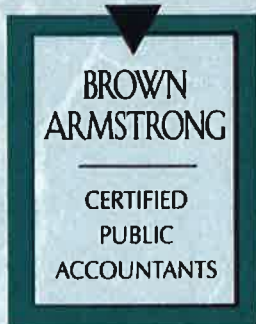
BROWN ARMSTRONG
ACCOUNTANCY CORPORATION

Brown Armstrong
Accountancy Corporation

Bakersfield, California
November 9, 2018

AGENDA ITEM NO. 9
Attachment 2

SAS 114 Report -
The Auditors' Communication
With Those Charged with
Governance



BROWN ARMSTRONG

Certified Public Accountants

Board of Directors
Western Riverside County Regional Conservation Authority
Riverside, California

**BAKERSFIELD OFFICE
(MAIN OFFICE)**

4200 TRUXTUN AVENUE
SUITE 300
BAKERSFIELD, CA 93309
TEL 661.324.4971
FAX 661.324.4997
EMAIL info@bacpas.com

FRESNO OFFICE

10 RIVER PARK PLACE EAST
SUITE 208
FRESNO, CA 93720
TEL 559.476.3592

LAGUNA HILLS OFFICE

23272 MILL CREEK DRIVE
SUITE 255
LAGUNA HILLS, CA 92653
TEL 949.652.5422

STOCKTON OFFICE

1919 GRAND CANAL BLVD
SUITE C6
STOCKTON, CA 95207
TEL 888.565.1040

WWW.BACPAS.COM

REGISTERED with the Public Company
Accounting Oversight Board and
MEMBER of the American Institute of
Certified Public Accountants

We have audited the financial statements of the governmental activities and each major fund of the Western Riverside County Regional Conservation Authority (the Authority) for the year ended June 30, 2018. Professional standards require that we provide you with information about our responsibilities under auditing standards generally accepted generally accepted in the United States of America and *Government Auditing Standards*, as well as certain information related to the planned scope and timing of our audit. We have communicated such information in our letter to you dated July 12, 2018. Professional standards also require that we communicate to you the following information related to our audit.

Significant Audit Matters

Qualitative Aspects of Accounting Practices

Management is responsible for the selection and use of appropriate accounting policies. The significant accounting policies used by the Authority are described in Note 1 to the financial statements. The Authority implemented Governmental Accounting Standards Board (GASB) Statement No. 75, *Accounting and Financial Reporting for Postemployment Benefits Other than Pensions*; GASB Statement No. 81, *Irrevocable Split-Interest Agreements*; GASB Statement No. 85, *Omnibus 2017*; and GASB Statement No. 86, *Certain Debt Extinguishment Issues*, during 2018. We noted no transactions entered into by the Authority during the year for which there is a lack of authoritative guidance or consensus. All significant transactions have been recognized in the financial statements in the proper period.

Accounting estimates are an integral part of the financial statements prepared by management and are based on management's knowledge and experience about past and current events and assumptions about future events. Certain accounting estimates are particularly sensitive because of their significance to the financial statements and because of the possibility that future events affecting them may differ significantly from those expected. The most sensitive estimates affecting the Authority's financial statements were:

Management's estimate in determining depreciation expense and valuation of capital assets. We evaluated the key factors and assumptions used to develop these estimates in determining that it is reasonable in relation to the financial statements taken as a whole.

Management's estimate in determining the value of donated land. We evaluated the key factors and assumptions used to develop these estimates in determining that it is reasonable in relation to the financial statements taken as a whole.

Certain financial statement disclosures are particularly sensitive because of their significance to financial statement users. The most sensitive disclosure(s) affecting the financial statements were:

The disclosure of Capital Assets in Note 1 to the financial statements.

The financial statement disclosures are neutral, consistent, and clear.

Difficulties Encountered in Performing the Audit

We encountered no significant difficulties in dealing with management in performing and completing our audit.

Corrected and Uncorrected Misstatements

Professional standards require us to accumulate all known and likely misstatements identified during the audit, other than those that are clearly trivial, and communicate them to the appropriate level of management. We noted no such misstatements during our audit.

Disagreements with Management

For purposes of this letter, a disagreement with management is a financial accounting, reporting, or auditing matter, whether or not resolved to our satisfaction, that could be significant to the financial statements or the auditor's report. We are pleased to report that no such disagreements arose during the course of our audit.

Management Representations

We have requested certain representations from management that are included in the management representation letter dated November 9, 2018.

Management Consultations with Other Independent Accountants

In some cases, management may decide to consult with other accountants about auditing and accounting matters, similar to obtaining a "second opinion" on certain situations. If a consultation involves application of an accounting principle to the Authority's financial statements or a determination of the type of auditor's opinion that may be expressed on those statements, our professional standards require the consulting accountant to check with us to determine that the consultant has all the relevant facts. To our knowledge, there were no such consultations with other accountants.

Other Audit Findings or Issues

We generally discuss a variety of matters, including the application of accounting principles and auditing standards, with management each year prior to retention as the Authority's auditors. However, these discussions occurred in the normal course of our professional relationship and our responses were not a condition to our retention.

Other Matters

We applied certain limited procedures to management's discussion and analysis and budgetary comparison information, which are required supplementary information (RSI) that supplements the basic financial statements. Our procedures consisted of inquiries of management regarding the methods of preparing the information and comparing the information for consistency with management's responses to our inquiries, the basic financial statements, and other knowledge we obtained during our audit of the basic financial statements. We did not audit the RSI and do not express an opinion or provide any assurance on the RSI.

Restriction on Use

This information is intended solely for the information and use of the Board of Directors and management of the Authority and is not intended to be, and should not be, used by anyone other than these specified parties.

BROWN ARMSTRONG
ACCOUNTANCY CORPORATION

Brown Armstrong
Accountancy Corporation

Bakersfield, California
November 9, 2018

AGENDA ITEM NO. 10

***PROPOSED* 2019 RCA BOARD OF DIRECTORS AND EXECUTIVE COMMITTEE MEETING SCHEDULE**

Regional Conservation Authority

**PROPOSED 2019
RCA BOARD OF DIRECTORS AND EXECUTIVE COMMITTEE
MEETING SCHEDULE**

Staff Contact:

**Rose Haro
Administrative Manager
(951) 955-2842**

Background:

The proposed 2019 schedule for the RCA Board of Directors and Executive Committee meetings follows the customary meeting schedule with the RCA Board of Directors meeting on the first Monday of each month and the Executive Committee on the third Wednesday of each month. When a Board meeting day falls on a holiday, the meeting day is scheduled for the following week.

The proposed meeting schedule shows July as a dark meeting month for the Executive Committee and August as a dark meeting month for the RCA Board of Directors.

Staff has reviewed the proposed RCA Board meeting schedule and board room availability with the County of Riverside Clerk of the Board and has received approval for the use of the board room on the proposed meeting dates. However, if the County of Riverside requires the use of the board room, the RCA Board meeting may need to be rescheduled.

Staff Recommendations:

That the RCA Executive Committee:

- 1) Recommend that the Board of Directors adopt the Proposed 2019 Meeting Schedule of the RCA Board of Directors and Executive Committee; and
- 2) Authorize staff to agendize this matter for the December 3, 2018, meeting of the RCA Board of Directors.

Attachment:

Proposed 2019 Meeting Schedule of the RCA Board of Directors and Executive Committee

AGENDA ITEM NO. 10

Attachment

**Proposed 2019 Meeting
Schedule of the RCA Board of Directors
And Executive Committee**



PROPOSED 2019 RCA BOARD OF DIRECTORS AND EXECUTIVE COMMITTEE MEETING SCHEDULE

RCA BOARD OF DIRECTORS				EXECUTIVE COMMITTEE		
Month	Date	Time	Location	Date	Time	Location
January	Mon., Jan. 7	12:30 p.m.	CAC, Board Room, First Floor, 4080 Lemon Street, Riverside, CA	Wed., Jan. 16	12:00 p.m.	RCA Conference Room, 3403 Tenth Street, Suite 320, Riverside, CA
February	Mon., Feb. 4	12:30 p.m.	CAC, Board Room, First Floor, 4080 Lemon Street, Riverside, CA	Wed., Feb. 20	12:00 p.m.	RCA Conference Room, 3403 Tenth Street, Suite 320, Riverside, CA
March	Mon., Mar. 4	12:30 p.m.	CAC, Board Room, First Floor, 4080 Lemon Street, Riverside, CA	Wed., Mar. 20	12:00 p.m.	RCA Conference Room, 3403 Tenth Street, Suite 320, Riverside, CA
April	Mon., Apr. 1	12:30 p.m.	CAC, Board Room, First Floor, 4080 Lemon Street, Riverside, CA	Wed., Apr. 17	12:00 p.m.	RCA Conference Room, 3403 Tenth Street, Suite 320, Riverside, CA
May	Mon., May 6	12:30 p.m.	CAC, Board Room, First Floor, 4080 Lemon Street, Riverside, CA	Wed., May 15	12:00 p.m.	RCA Conference Room, 3403 Tenth Street, Suite 320, Riverside, CA
June	Mon., June 3	12:30 p.m.	CAC, Board Room, First Floor, 4080 Lemon Street, Riverside, CA	Wed., June 19	12:00 p.m.	RCA Conference Room, 3403 Tenth Street, Suite 320, Riverside, CA
July	Mon., July 1	12:30 p.m.	CAC, Board Room, First Floor, 4080 Lemon Street, Riverside, CA	D A R K		NO EXECUTIVE COMMITTEE MEETING
August	D A R K		NO RCA BOARD MEETING	Wed., Aug. 21	12:00 p.m.	RCA Conference Room 3403 Tenth Street, Suite 320, Riverside, CA
September	Mon., Sept. 9 <i>*(Second Monday)</i>	12:30 p.m.	CAC, Board Room, First Floor, 4080 Lemon Street, Riverside, CA	Wed., Sept. 18	12:00 p.m.	RCA Conference Room, 3403 Tenth Street, Suite 320, Riverside, CA
October	Mon., Oct. 7	12:30 p.m.	CAC, Board Room, First Floor, 4080 Lemon Street, Riverside, CA	Wed., Oct. 16	12:00 p.m.	RCA Conference Room, 3403 Tenth Street, Suite 320, Riverside, CA
November	Mon., Nov. 4	12:30 p.m.	CAC, Board Room, First Floor, 4080 Lemon Street, Riverside, CA	Wed., Nov. 20	12:00 p.m.	RCA Conference Room, 3403 Tenth Street, Suite 320, Riverside, CA
December	Mon., Dec. 2	12:30 p.m.	CAC, Board Room, First Floor, 4080 Lemon Street, Riverside, CA	Wed., Dec. 18	12:00 p.m.	RCA Conference Room, 3403 Tenth Street, Suite 320, Riverside, CA

* Meeting scheduled for the second Monday due to the observance of Labor Day.

AGENDA ITEM NO. 11

**ELECTION OF 2019
RCA OFFICERS AND
TWO MEMBERS OF THE
RCA EXECUTIVE COMMITTEE**

**ELECTION OF 2019 RCA OFFICERS AND TWO MEMBERS OF
THE RCA EXECUTIVE COMMITTEE**

Staff Contact:

**Steve DeBaun, General Counsel
(951) 686-1450**

Background:

In 2016, the RCA Board of Directors amended its bylaws with regard to the election of the officers and appointment of the RCA Executive Committee.

Under the bylaws, at the December meeting of the Board, the RCA Board of Directors is asked to elect the Chairperson and Vice Chairperson and appoint two members of the RCA Executive Committee for 2019. At its meeting in January, the Board will be asked to ratify the Chairman's appointments to the Executive Committee.

Any member of the RCA Board of Directors may nominate any regular member for these positions. Following a vote, the person receiving the majority of votes for any of the offices shall be deemed to have been elected.

Staff Recommendations:

That the RCA Executive Committee:

- 1) Recommend that the RCA Board of Directors hold an election for Chairman and Vice-Chairman for 2019;
- 2) Recommend that the RCA Board of Directors hold an election for two members of the RCA Executive Committee for 2019; and
- 3) Authorize staff to agendize this matter for the December 3, 2018, meeting of the RCA Board of Directors.

Attachment:

List of 2018 RCA Board of Directors and 2018 Executive Committee

AGENDA ITEM NO. 11
Attachment

List of
2018 RCA Board of Directors
and 2018 Executive Committee

2018 RCA BOARD OF DIRECTORS

Board Member	Member Agency	Years of Service on RCA Board
Daniela Andrade	City of Banning	2
Julio Martinez	City of Beaumont	2
Jeffrey Hewitt	City of Calimesa	5
Larry Greene	City of Canyon Lake	1.5
Eugene Montanez	City of Corona	15
Clint Lorimore	City of Eastvale	4
Michael Perciful	City of Hemet	2
Verne Lauritzen	City of Jurupa Valley	7
Natasha Johnson	City of Lake Elsinore	6
Matt Liesemeyer	City of Menifee	4
Jeffrey Giba	City of Moreno Valley	2
Jonathan Ingram	City of Murrieta	4
Kevin Bash	City of Norco	9
David Starr Rabb	City of Perris	4
Andy Melendrez	City of Riverside	8
Crystal Ruiz	City of San Jacinto	3
Maryann Edwards	City of Temecula	12
Timothy Walker	City of Wildomar	2
Kevin Jeffries	County District I	6
John Tavaglione	County District II	15
Chuck Washington	County District III	15
V. Manuel Perez	County District IV	1.5
Marion Ashley	County District V	15

2018 RCA EXECUTIVE COMMITTEE

Jonathan Ingram	City of Murrieta	Chairperson
Maryann Edwards	City of Temecula	Vice Chairperson
Jeffrey Hewitt	City of Calimesa	<i>Appointed by Board</i>
Natasha Johnson	City of Lake Elsinore	<i>Appointed by Board</i>
Crystal Ruiz	City of San Jacinto	<i>Appointed by Chair</i>
John Tavaglione	County District II	<i>Appointed by Chair</i>
Marion Ashley	County District V	Past Chairperson

2018 RCA - Commonly Used Acronyms

ARL	Additional Reserve Lands
BUOW	Burrowing Owl
CALFIRE	California Department of Forestry and Fire Protection
CALTRANS	California Department of Transportation
CD	Consistency Determination
CDFG	California Department of Fish and Game
CDFW	California Department of Fish and Wildlife (<i>formerly CDFG</i>)
CEQA	California Environmental Quality Act
CETAP	Community and Environmental Transportation Acceptability Process
CHD	Critical Habitat Designation
CIP	Capital Improvement Program
CNLM	Center for Natural Lands Management
DBESP	Determination of Biologically Equivalent or Superior Preservation
EMWD	Eastern Municipal Water District
EPD	Environmental Programs Department (<i>Riverside County</i>)
ERP	Expedited Review Process
ESA	Endangered Species Act
FAST	Fixing America's Surface Transportation
FY	Fiscal Year
HANS	Habitat Evaluation and Acquisition Negotiation Strategy
HCP	Habitat Conservation Plan
HMU	Habitat Management Unit
IC	Interchange
IMER	Initial Management Evaluation Report
JPR	Joint Project Review
LDMF	Local Development Mitigation Fee
MOU	Memorandum of Understanding
MSHCP	Multiple Species Habitat Conservation Plan
OHV	Off-Highway Vehicle
PCL	Proposed Constrained Linkage
PQP	Public/Quasi-Public
PSE	Participating Special Entities
RCA	Regional Conservation Authority
RCD	Resource Conservation Districts
RCOE	Riverside County Office of Education
RCRCD	Riverside-Corona Resource Conservation District
RCTC	Riverside County Transportation Commission
RCTD	Riverside County Transportation Department
RMOC	Reserve Management Oversight Committee
ROVE	Recreation Off-Highway Vehicle Enforcement
SAWA	Santa Ana Watershed Association
SB	San Bernardino
SR	State Route
SWG	State Wildlife Grant
TAC	Technical Advisory Committee
TIFIA	Transportation Infrastructure Finance and Innovation Act
TUMF	Transportation Uniform Mitigation Fee
USFWS	United States Fish and Wildlife Service
UTM Nad 83 Zone 11	Meter Coordinate System for Maps
WA	Wildlife Agencies (<i>USFWS & CDFW</i>)
WCB	Wildlife Conservation Board
WIFIA	Water Infrastructure Finance and Innovation Act
WIIN	Water Infrastructure Improvements for the Nation
WPT	Western Pond Turtle
WRDA	Water Resources Development Act